


We are experiencing extremely high contact volume right now and estimated wait times will be higher than normal. We appreciate your patience and understanding as we work to provide support as quickly as possible. In the meantime, please visit our Help Center for troubleshooting articles and our Community Forums. 



Ambient EQ of your Google Nest display

Google Nest displays have Ambient EQ, a new visual experience that dynamically adjusts the color temperature and brightness of your display to create a non-intrusive smart display experience. When you use the sensor on the top of the device, Ambient EQ adapts the display brightness and color temperature to match the surrounding environment, so that your display resembles a physical photo.










Enable or disable Ambient EQ

Ambient EQ is automatically enabled when you set up your Nest display. You can choose to have Ambient EQ adjust the screen color to match your environment **Always**, during **Ambient only**, or **Never** as shown below. If you'd like to offset the brightness, you can do so in the Display settings on your Home app. To disable Ambient EQ, utilize the Quick settings tray on the device when you swipe your finger up from the bottom of the display, and tap the sun icon.

Low-light mode

Whenever the room is dark, Low-light mode will be enabled. It will be enabled regardless if Ambient EQ is on or off. When in Low-light mode, the display will either show the time or turn the screen off completely. You can adjust the settings for when to activate Low-light mode, and select what you'd like the screen to show during Low-light mode when you navigate to the

Change Google Nest device settings

-  Ambient EQ of your Google Nest display
-  Change device names in the Google Home app
-  Change Google home address
-  Change the language of Google Assistant
-  Turn Nest displays notifications on or off
-  Change the volume of alarms and timers on your Google Nest speaker or display
-  Turn Do Not Disturb on or off
-  Manage volume and LED brightness with Night mode
-  Find your device's firmware version

URL

<https://support.google.com/googlenest/answer/9137130?hl=en>

Timestamp

Sun Oct 08 2023 20:16:07 GMT-0700 (Pacific Daylight Time)

only, or **Never** as shown below. If you'd like to offset the brightness, you can do so in the Display settings on your Home app. To disable Ambient EQ, utilize the Quick settings tray on the device when you swipe your finger up from the bottom of the display, and tap the sun icon.

Low-light mode

Whenever the room is dark, Low-light mode will be enabled. It will be enabled regardless if Ambient EQ is on or off. When in Low-light mode, the display will either show the time or turn the screen off completely. You can adjust the settings for when to activate Low-light mode, and select what you'd like the screen to show during Low-light mode when you navigate to the Display settings on your Home app.

Minimum brightness

The minimum brightness of your Nest display's screen can be adjusted in Display settings. The effect of this setting will mostly be visible when the Low-light clock shows, and enables you to make the Low-light clock dimmer or brighter, to best suit your individual preference. If you find the Low-light clock to be too dim when the room is dark, change the minimum brightness to **Bright** or **Brighter**.













Color matching

Having your Nest display's screen color match your environment is always a good thing, but you may have different preferences or desires based on your location and the time of day. When your Nest display is in Photo frame, try to adjust the color matching option to check what best suits your setting.

Video playback

When you play video, the minimum brightness will be 25%, even if Ambient EQ is set lower. If you want to watch a video without Ambient EQ, you can easily turn it off when you use the Quick settings tray.

 Give feedback about this article

-  Change the volume of alarms and timers on your Google Nest speaker or display
-  Turn Do Not Disturb on or off
-  Manage volume and LED brightness with Night mode
-  Find your device's firmware version
-  Get a sound after you say "Hey Google"
-  Wall mount your Google Nest Mini
-  Change your sound settings
-  How to correct group playback delay
-  Allow personal results on your Assistant-enabled devices
-  Google Nest Hub display accessibility settings
-  Turn on Ultrasound sensing
-  Dark theme for Nest displays

[Have a question?](#)

Get an answer from an expert on the [Google Home Help Forum](#).

URL

<https://support.google.com/googlenest/answer/9137130?hl=en>

Timestamp

Sun Oct 08 2023 20:16:07 GMT-0700 (Pacific Daylight Time)

Quick settings tray.

 Give feedback about this article

Was this helpful?

Yes

No

Need more help?

Try these next steps:



Post to the help community

Get answers from community members



Contact us

Tell us more and we'll help you get there

©2023 Google - [Privacy Policy](#) - [Terms of Service](#)

English



URL

<https://support.google.com/googlenest/answer/9137130?hl=en>

Timestamp

Sun Oct 08 2023 20:16:07 GMT-0700 (Pacific Daylight Time)

[Have a question?](#)

Get an answer from an expert on the
[Google Home Help Forum](#).

