

Exclusive Offers on Wheelchairs, Powerchairs, Scooters & More

Financing Options Available | Free Shipping on All Orders Over \$59! | Live Chat | Your Account | Cart 0



🔍 Search

1-800-320-7140
Open Daily 9am - 8pm EST

- Wheelchairs
- Scooters
- Patient Lifts
- Walkers
- Bathroom Safety
- Furniture
- Accessories
- Incontinence
- Kids
- Parts
- COVID-19 Products**

Home / Bathroom Safety / Bathroom Wheelchair / **Anchor Bath Chair**

Anchor Bath Chair

Item #: 88448 | Sku : AN1400 | Brand : Circle Specialty



\$395.00 ~~\$640.00~~

🚚 Leaves Warehouse in 2-3 days

💳 Payments as low as \$12.75 / Month *

CUSTOMIZE & BUY

Size*

Small

Accessories*

- Rolling Shower Base + \$395.00 Backordered until 9/1/2020
- Lateral Support + \$56.00
- Extra Large Positioning Belts + \$33.00

Total: \$395.00

Qty:

Payments as low as \$12.75 / Month *
Need Assistance? Call Us At 1-800-320-7140

Quick Overview

- Adjustable Headrest
- Fast-drying mesh fabric
- Seat depth adjustability

Description

The Anchor bath chair is ideal for growing children with special needs who require assistance while bathing. It is a combination of, Manatee by Snug Seat, Otter & Starfish. The anchor is designed to provide a range of

needesk chat

HELLO!

Type your message here

Exclusive Offers on Wheelchairs, Powerchairs, Scooters & More

positioning for optimum fit and comfort in the shower and bath. The aluminum frame is covered with a fast-drying mesh fabric, padded support bars for positioning comfort and non-slip rubber pads for secure placement. The anchor folds flat for easy storage.

Headrest and positioning straps can be placed anywhere along the length of the chair and are secured when slipping it through the slots of the two vertical strips on the chair.

Size	Small	Large
Weight Capacity	150 lbs.	150 lbs.
Product Weight	14.5 lbs.	18.2 lbs.
Seat to Floor Height	5.75"-11"-15.5"-17"	5.75"-13"-18.25"-20.5"
Seat Width	14.5" inside; 17" outside	16" inside; 18.5" outside
Seat Depth	10.5"-13"	13"-16"
Back Width	17" outside	18.5" outside
Back Height	24"	32"
Angles of Back Adjustability	90°-120°-150°-180°	90°-120°-150°-180°
Foot Support Length	11"	14"
Foot Support Angles	30°-60°-180°	30°-60°-180°
Box Dimensions	49.2" x 17.9" x 6.3"	62.2" x 19.3" x 6.3"
Box Weight	2.1 lbs.	2.8 lbs.
Gross Weight	16.6 lbs.	21 lbs.

Return Policy


- [Return Policy](#)

Manuals & Warranties

- [Anchor User Manual.pdf](#)

Product Specifications

Weight Capacity	150 lbs.
Product Weight	14.5 lbs., 18.2 lbs.
Seat Width	14.5" - 18.5"
Seat Depth	10.5" - 16"
Seat-to-Floor Height	5.75" - 20.5"
Back Height	24", 32"
Warranty	Two Year Limited
Box Length	49.2", 62.2"




Exclusive Offers on Wheelchairs, Powerchairs, Scooters & More

Product Weight	14.5 lbs., 18.2 lbs.
Seat Width	14.5" - 18.5"
Seat Depth	10.5" - 16"
Seat-to-Floor Height	5.75" - 20.5"
Back Height	24", 32"
Warranty	Two Year Limited
Box Length	49.2", 62.2"
Box Width	17.9", 19.3"
Box Height	6.3"

Features

- Comes standard with Trunk and Pelvic Positioning Strap
- Leg Strap
- Seat and back are angle adjustable at 3 different positions.
- All angles can be adjusted with one hand (either side)

Powered by 

[WRITE A REVIEW](#) [ASK A QUESTION](#)



[Reviews \(0\)](#) [Questions \(0\)](#)



BE THE FIRST TO WRITE A REVIEW

Customer Service

- Order History
- Contact Us
- Returns, Shipping & Exchanges
- Purchase Orders
- Privacy Policy
- Create Account
- Accessibility
- Website Reviews



We accept:



Resources

- Scholarship Program
- Conversion Van Directory
- Medical Supply Store Directory
- Wheelchair Buying Guide
- Lift Chair Buying Guide
- Brand Directory
- All Categories
- FAQ
- Worlds Lightest Wheelchair

Corporate Info

- About 1800wheelchair
- Affiliates
- Coupon Policy
- Blog, News & Resources
-  Canada
-  France

Newsletter Sign Up Don't miss a deal!

Email


1-800-320-7140
Address: 515 Canal St, Suite 1C
New York, NY 10013 USA

Open Daily
9am - 8pm EST

Connect with us!

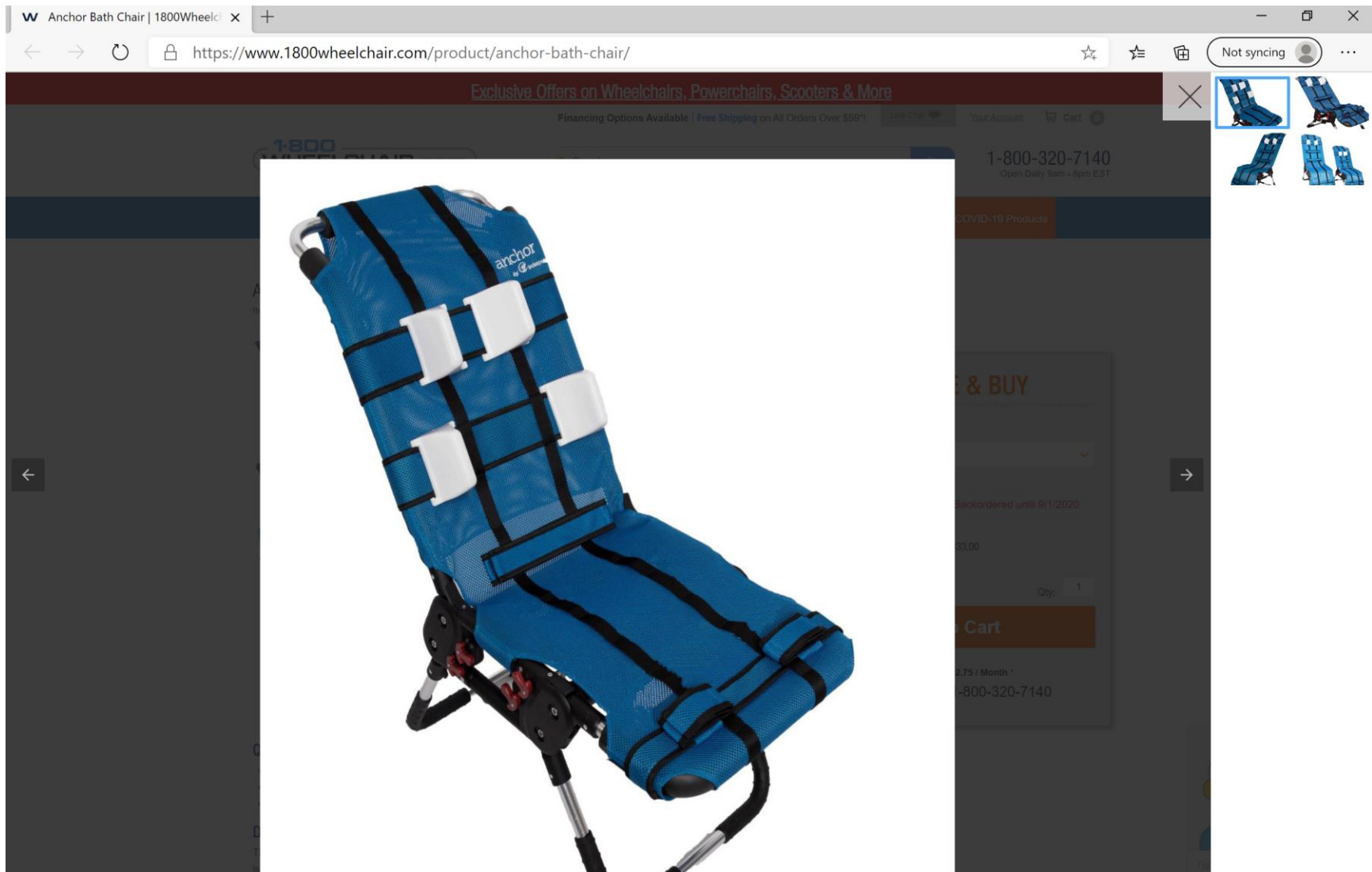


zendesk chat



HELLO!

Type your message here



Accessed September 29, 2020

Exclusive Offers on Wheelchairs, Powerchairs, Scooters & More

Financing Options Available | Free Shipping on All Orders Over \$59! | Live Chat | Your Account | Cart 1




Search Go

1-800-320-7140
Open Daily 9am - 8pm EST

- Wheelchairs
- Scooters
- Patient Lifts
- Walkers
- Bathroom Safety
- Furniture
- Accessories
- Incontinence
- Kids
- Parts
- COVID-19 Products**

Shopping Cart

[Continue Shopping](#) [Complete Your Purchase](#)

Remove	Product	Qty	Price
	 Anchor Bath Chair	1 Update	\$395.00
	Size: Small Accessories: Lateral Support		\$56.00

Taxes may apply to NY shipping addresses. Orders shipped to AK, HI, PR, or Canada will incur additional shipping fees. Call us at 1-800-320-7140 for details.

[Update Quantities](#)

promotion_code?

Shipping	\$0.00
Subtotal	\$451.00
Grand Total	\$451.00

[Complete Your Purchase](#)

VISA American Express DISCOVER MasterCard PayPal

<p>Customer Service</p> <ul style="list-style-type: none"> Order History Contact Us Returns, Shipping & Exchanges Purchase Orders 	<p>Resources</p> <ul style="list-style-type: none"> Scholarship Program Conversion Van Directory Medical Supply Store Directory Wheelchair Buying Guide 	<p>Corporate Info</p> <ul style="list-style-type: none"> About 1800wheelchair Affiliates Coupon Policy Blog, News & Resources 	<p>Newsletter Sign Up Don't miss a deal!</p> <p>Email <input type="text"/> Go</p> <p>1-800-320-7140</p>
--	--	--	---

1800wheelchair chat

HELLO!

Type your message here