


GENESIS LINK™



Service Manual

C420-0015

STOP IMPORTANT

- Before using this product, read this manual carefully to understand the contents herein stated.
- After reading this manual, be sure to keep it near the product or in a convenient place for easy reference when necessary.

ABOUT THE WARRANTY

The warranty period of this product is six (6) months from the date of shipment from SEGA SAMMY CREATION INC. unless otherwise specified in writing to be signed by the binding parties.

In the event that this product malfunctions during the warranty period while being used in the manner specified in the included this manual, SEGA SAMMY CREATION INC. will repair the product free of charge.

When a malfunction occurs, turn the power switch OFF, unplug the supply side of the power cable, and contact the Support Center listed in this manual.

However, the following malfunctions are not covered by the warranty. When repair is possible, the owner must bear the cost.

- (1) Malfunctions caused by earthquake, flood, tsunami, volcanic eruption, and other forces of nature.
- (2) Malfunctions caused by the product being dropped or otherwise mishandled.
- (3) Malfunctions caused by improper operation of the product.
- (4) Malfunctions caused by operation and installation conditions counter to those specified in this manual.
- (5) Malfunctions caused by specification changes (modifications, additions) to the product specified by SEGA SAMMY CREATION INC.
- (6) Malfunctions caused intentionally or by the negligence of the user.
- (7) Malfunctions caused by failure to carry out periodic inspections and maintenance.
- (8) Malfunctions caused by other devices than this product.
Malfunctions caused by electromagnetic interference from other devices, etc. (Scrambled screens, etc.)
- (9) Malfunctions caused by the wear of consumable items.
 - A) Fluorescent lights, lamps.
 - B) Switches, buttons.
 - C) Levers, joysticks.
 - D) Fuses.
 - E) Promotional items, signage, banners.
 - F) Any items especially specified in this manual as wear items.
- (10) Network outages not caused by this product.
 - A) Networking environment of the facility. (LAN cables, switching hub, etc.)
 - B) Internet environment, such as the line and provider being used.
 - C) Server outages, downtime, etc.

Overhauls, periodic maintenance, relocation of large units, and reinstallation are not covered by the warranty.

The warranty period for optional items sold separately may differ from that of this product.

Further, SEGA SAMMY CREATION INC. will not be held liable for any lost profits or indirect damages suffered due the inability to use this product, nor will SEGA SAMMY CREATION INC. be held liable for the loss of data during the course of part replacement.

Supplier's Declaration of Conformity

Model Number : LINK-0000
Trade Name : GENESIS LINK
Responsible Party : SEGA SAMMY CREATION USA INC.
Address : 955 Grier Dr, Suite C, Las Vegas, Nevada 89119 USA
Telephone number : 702-914-1950

-This device complies with part 15 of the FCC Rules.

Operation is subject to the following two conditions:

- (1) This device may not cause harmful interference, and
- (2) this device must accept any interference received, including interference that may cause undesired operation.

Note: This equipment has been tested and found to comply with the limits for a Class A digital device, pursuant to part 15 of the FCC Rules. These limits are designed to provide reasonable protection against harmful interference when the equipment is operated in a commercial environment. This equipment generates, uses, and can radiate radio frequency energy and, if not installed and used in accordance with the instruction manual, may cause harmful interference to radio communications. Operation of this equipment in a residential area is likely to cause harmful interference in which case the user will be required to correct the interference at his own expense.

-Changes or modifications not expressly approved by the party responsible for compliance could void the user's authority to operate the equipment.

-Properly shielded and grounded cables and connectors must be used for connection to host computer and/or peripherals in order to meet FCC emission limits.

CONFIDENTIAL

INTRODUCTION

This manual is intended to provide detailed descriptions together with all the necessary information covering the general operation of electronic assemblies, electro-mechanicals, servicing control, spare parts, etc., for the product.

This manual is intended for the owners, personnel and managers in charge of the operation of the product. Read this manual carefully before operating the product.

In the unlikely event that the product does not function correctly, DO NOT allow anyone other than a qualified professional to touch the internal system. Turn OFF the power of the machine, unplug the electrical cord from the outlet, and contact the Support Center listed in this manual.

Notes:

- Descriptions contained herein are subject to change without notice.
- The contents described herein are fully prepared with due care. However, should any question arise or errors be found, please contact SEGA SAMMY CREATION INC.
- Images in this manual are for reference only and are subject to change without notice.




CONFIDENTIAL

DESCRIPTION OF WARNING DISPLAYS







To ensure the safe operation of this product, be sure to read the following before usage.

After carefully reading and sufficiently understanding the warning displays and cautions, handle the product appropriately.

Depending on degree of severity, the terms of DANGER, WARNING, CAUTION, etc., are used. Be sure to understand the contents of the warning displays before reading the text.

 DANGER	Indicates that mishandling the product by disregarding this pictograph will cause severe injury or death.
 WARNING	Indicates that mishandling the product by disregarding this warning will cause a potentially hazardous situation which can result in death or serious injury.
 CAUTION	Indicates that mishandling the product by disregarding this caution will cause a slightly hazardous situation which can result in personal injury and/or material damage.

For the safe usage of the product, the following pictographs are used:

	"Caution: Electric shock" Indicates a risk of electric shock under specific conditions.
	"Caution: High temperature" Indicates a risk of injury due to high temperature under specific conditions.
	"Caution: Risk of trapping hands/fingers" Indicates a risk of injury caused by trapping hands or fingers in doors, etc.
	"Caution: Moving fan blade" Keep body parts away from fan blades. Disconnect the power source prior to defeating or bypassing the equipment safeguard. Restore the equipment safeguard before restoring power.
	"Forbidden" Indicates something you must not do when handling the product.
	Indicates a "protective earth terminal." Before operating the equipment, be sure to connect it to the ground.

Use of this product is unlikely to cause physical injuries or damage to property. However, points that require special attention are indicated by bold text, the word "IMPORTANT" and the symbol below.

 IMPORTANT	Indicates an important detail when installing, operating, or maintaining/inspecting the product.
--	--

- Repair Services
- Parts and Conversions
- Installation Services
- Warranty Requests
- Any inquiries concerning support

SEGA Sammy

CREATION

SEGA SAMMY CREATION INC. Support Center


TEL: +81-45-534-8138

FAX: +81-45-534-8247

MAIL: Support@segasammycreation.co.jp

WARRANTY REQUEST

If you wish to make a warranty request, please fill in the "WARRANTY REQUEST FORM" at the end of this manual and send it to SEGA SAMMY CREATION INC. Support Center with the defective item or photos of the defect/problem.



- * To check if the defect/problem is covered under the warranty, please see the "About the Warranty" section on page i in this manual.
- * For orders of equipment and parts that are not covered by the warranty or are already past the warranty term, please contact our Support Center for inquiries.

1st PRINTING

2019.1

(Please enclose this form with the returning goods)

CUSTOMER DETAILS

Company Name :	
Casino Venue (Country) :	
Contact Person :	
E-mail Address :	

PRODUCT DETAILS

Machine Name :		Machine Serial No. :	
Game :			
Part for return :		Part No. :	
Installation Date :		Invoice No. :	

DETAILS OF DEFAULT

Please explain the problem / defect in detail.

From when did this problem start?

How did you find out this problem? Please specify the procedures you took.

Please attach photo of the problem / defected part.

Did your qualified professional finish the following maintenance before sending this request?

YES	NO	Check the service manual and operation manual for instructions.
YES	NO	Performed test in AUDIT MODE.
YES	NO	Switch power OFF and ON.
YES	NO	Clear RAM.
YES	NO	Exchange parts with a properly operating product to detect the problem.

SEGA Sammy

CREATION

*Below column is for SSC to entry.

SSC Acceptance No. :	
----------------------	--

SEGA SAMMY CREATION INC.
TVP Bldg.2F,3-9-13 Moriya-cho, Kanagawa-ku,
Yokohama-shi, Kanagawa 221-0022, Japan
TEL: +81-45-534-8138 FAX: +81-45-534-8247
MAIL: Support@segasammycreation.co.jp



CONFIDENTIAL

SEGA SAMMY CREATION INC.

SEGA SAMMY CREATION INC. All rights reserved.

All typefaces included herein are solely developed by DynaComware.