

Primatene® MIST



Instructional Videos

- Parts of the Inhaler
- Understanding the Spray Indicator
- A Activating Your Inhaler**
- B Dosing with Your Inhaler**
- C Washing Your Inhaler**



Please Read These Instructions Carefully. This Inhaler Might Be Different From What You Are Used To.

Primatene® MIST

Epinephrine Inhalation Aerosol
0.125 mg per Spray, Bronchodilator

For TEMPORARY relief of MILD symptoms of INTERMITTENT asthma

Asthma alert: Because asthma may be life threatening, see a doctor if you

- are not better in 20 minutes.
- get worse.
- need more than 8 inhalations in 24 hours.
- have more than 2 asthma attacks in a week.

These may be signs that your asthma is getting worse.

Important Information

Children under 12 years of age: **DO NOT USE.** It is not known if the drug works or is safe in children under 12.

Maximum daily dose: Do not use more than 8 inhalations in 24 hours.

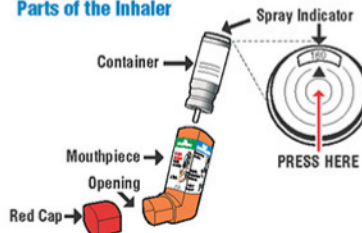
See your doctor if you have more than 2 asthma attacks in a week.

Shake then Spray into the air 1 time before each inhalation.

Important to Know

- ✓ First time you take a new inhaler out of the box, "Shake then test spray into the air." Repeat both actions 4 times. See Panel A below.
- ✓ **Shake then Spray** into the air 1 time before each inhalation. See Panel B below.
- ✓ Wash inhaler after each day of use. Run water through the mouthpiece for 30 seconds. See Panel C below.
- ✓ The Primatene® MIST mouthpiece should only be used with the Primatene® MIST container.
- ✓ It is normal for the mouthpiece to change color over time.

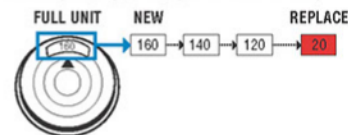
Parts of the Inhaler



Spray Indicator Shows How Many Sprays You Have Left

A full container holds 160 sprays

• After every 20 sprays, the spray indicator number changes.



Starts at 160:
160 Sprays Remaining

Red Zone: Buy a New Inhaler

- Once the red zone appears and the display reads "20," buy a new inhaler soon.
- The spray indicator will stop counting at "0" and the inhaler must not be used any longer.



Caution

Never try to change the numbers or take the spray indicator off the container.

The spray indicator cannot be reset.

Step-By-Step Instructions

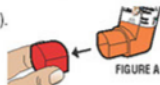
A Activating Your Inhaler

⚠ Alter Opening Box: Before First Use

Activate inhaler before first use. Only do this with a new inhaler, the first time you remove it from the box.



1. Remove red cap (Figure A).



B Dosing with Your Inhaler

A dose is 1 to 2 inhalations.

For every inhalation: **Shake then Spray** into the Air → Inhale → Wait
Follow instructions below.

Shake then Spray into the Air

1. Remove red cap.
2. **Shake then Spray** into the air 1 time to mix the medicine (Figure D).



⚠ Shaking and spraying the inhaler are critical.



C Washing Your Inhaler

Wash your inhaler after each day of use.

Run water through the mouthpiece for 30 seconds after each day of use, as instructed below.

1. Remove red cap (Figure H).
2. Remove container by firmly grasping and pulling out the container, then set aside (Figure I).



Don't be afraid to pull hard on the container.



Please Read These Instructions Carefully. This Inhaler Might Be Different From What You Are Used To.

Primatene[®] MIST

Epinephrine Inhalation Aerosol
0.125 mg per Spray, Bronchodilator

For **TEMPORARY** relief of **MILD** symptoms of **INTERMITTENT** asthma

Asthma alert: Because asthma may be life threatening, see a doctor if you

- are not better in 20 minutes.
- get worse.
- need more than 8 inhalations in 24 hours.
- have more than 2 asthma attacks in a week.

These may be signs that your asthma is getting worse.

Important Information

Children under 12 years of age: **DO NOT USE.** It is not known if the drug works or is safe in children under 12.

Maximum daily dose: Do not use more than 8 inhalations in 24 hours.

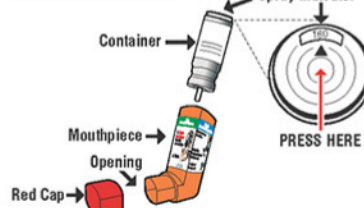
See your doctor if you have more than 2 asthma attacks in a week.

Shake then Spray into the air 1 time before each inhalation.

Important to Know

- ✓ First time you take a new inhaler out of the box, "Shake then test spray into the air." Repeat both actions 4 times. See Panel A below.
- ✓ **Shake then Spray** into the air 1 time before each inhalation. See Panel B below.
- ✓ Wash inhaler after each day of use. Run water through the mouthpiece for 30 seconds. See Panel C below.
- ✓ The Primatene[®] MIST mouthpiece should only be used with the Primatene[®] MIST container.
- ✓ It is normal for the mouthpiece to change color over time.

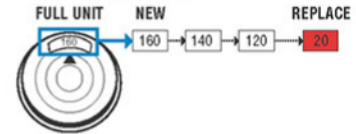
Parts of the Inhaler



Spray Indicator Shows How Many Sprays You Have Left

A full container holds 160 sprays

- After every 20 sprays, the spray indicator number changes.



Starts at 160:
160 Sprays Remaining

Red Zone: Buy a New Inhaler

- Once the red zone appears and the display reads "20," buy a new inhaler soon.
- The spray indicator will stop counting at "0" and the inhaler must not be used any longer.



Caution

Never try to change the numbers or take the spray indicator off the container.

The spray indicator cannot be reset.

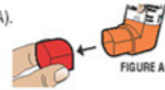
Step-By-Step Instructions

A Activating Your Inhaler

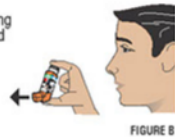
Alter Opening Box: Before First Use

Activate inhaler before first use. Only do this with a new inhaler, the first time you remove it from the box.

1. Remove red cap (Figure A).



2. Hold inhaler with opening away from your face and others (Figure B).

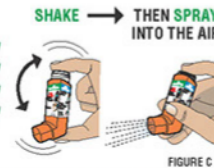


3. "Shake then test spray into the air" (Figure C).

You must repeat both actions 4 times to activate your new inhaler.

Repeat 4 times

- 1 Shake then Spray
- 2 Shake then Spray
- 3 Shake then Spray
- 4 Shake then Spray



Your Inhaler is Now Ready for Dosing

B Dosing with Your Inhaler

A dose is 1 to 2 inhalations.

For every inhalation: **Shake then Spray** into the Air → Inhale → Wait

Follow instructions below.

Shake then Spray into the Air

1. Remove red cap.
2. **Shake then Spray** into the air 1 time to mix the medicine (Figure D).

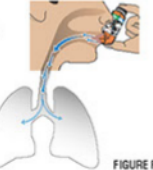
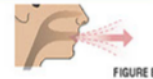
Shaking and spraying the inhaler are critical.

Inhale

3. Exhale completely (Figure E).
4. Place mouthpiece in your mouth with your lips closed around the opening.
5. Inhale deeply while pressing down on the center of the spray indicator (top of container) (Figure F). Continue the deep breath.
6. Hold your breath for as long as possible.
7. Release finger and remove inhaler from mouth, then exhale slowly.

Wait At Least 1 Minute

8. If symptoms are not relieved after at least 1 minute (Figure G), take a second inhalation by repeating steps 2 to 7 above.
9. Replace red cap.

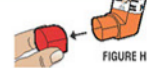


C Washing Your Inhaler

Wash your inhaler after each day of use.

Run water through the mouthpiece for 30 seconds after each day of use, as instructed below.

1. Remove red cap (Figure H).



2. Remove container by firmly grasping and pulling out the container, then set aside (Figure I).



3. Run water through both ends of the mouthpiece for 30 seconds (Figure J).



4. Shake off as much water as you can.

5. Air dry overnight.

6. Put your inhaler back together before next use.

Important: If you need to use when wet, shake off excess water before dosing.

Manufactured by: Armstrong Pharmaceuticals, Inc., Canton, MA 02021 © 2018 Made in USA F5530P
www.primatene.com

Use Only as Directed

Copyright © 2019 Armstrong Pharmaceuticals, Inc. All rights reserved unless otherwise indicated. All trademarks are owned by Armstrong Pharmaceuticals, Inc., and its affiliates, or licensed for its use.

[Privacy](#) [Terms & Conditions](#)

This site is intended for residents of the United States