

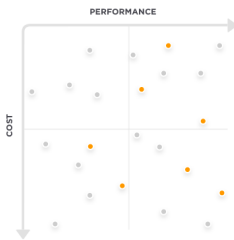
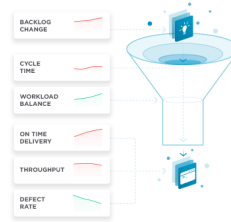
Get the true story of performance

By synthesizing data from a range of software lifecycle systems, Pinpoint creates for leaders a true view of costs, results, efficiency and performance. Think of it as using the power of data science to unearth how teams really work, and to show how they might work better.

Illuminate Your Software Pipeline

Pinpoint visualizes the flow of software work, determining things such as cycle time, throughput, and quality to evaluate delivery performance. All of this is from data science applied to the activity in your source systems. No manual inputs, no guesstimates.

- Get at-a-glance efficiency by team & work initiative
- Uncover delivery bottlenecks
- Track trends & performance improvement over time



Surface Team Efficiency

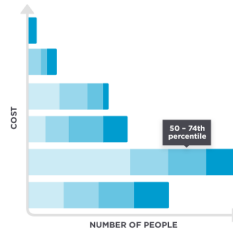
Pinpoint turns the natural work of your teams into signals that reveal true team performance. Teams are scored and percentile-ranked across all signals, and graphed on a 2x2 diagram to reveal performance relative to cost.

- Surface team contributions automatically, with no change to their work process
- Evaluate how teams deliver against key objectives
- Understand trends & team improvements over time

Quantify Top Performers

Using its proprietary signal intelligence, Pinpoint illuminates employee performance and rank by salary band. In each case, you see how employees of that band perform compared to peers, as well as to employees in other salary bands or geographies.

- Measure engagement and efficiency relative to peers
- Compare productivity by role, salary, or geography
- Customize performance signals to fit your teams



See Productivity by Location

Wondering if certain offices or delivery centers provide consistently better performance than others? Pinpoint can show you. By grouping signal analysis geographically, Pinpoint gives an apples-to-apples comparison of performance by location.

- Find geographies with the best ROI for money spent
- Compare the performance of delivery centers
- Evaluate offshore and third-party contributions relative to cost

How it Works

Pinpoint works the way you do. It requires no change in your work process, and no manual inputs from teams. Your teams simply work the way the work, in their systems of choice, and we turn that system activity into actionable insights. Within a matter of days, we can have your systems instrumented, and begin providing true, automated views into work performance for the entire software organization.

See it in Action

Tired of the old ways of trying to decipher organization performance? Let us show you what Pinpoint can do. To see it live in action, drop us a line.