

TROVE™

VERSATILE ACCESS & POWER INTEGRATION

Trove™ let's installers easily customize Altronix power with myriad manufacturers' controllers and accessory boards. A host of backplanes are available supporting a wide range of options for scalable applications. Our solution allows you to easily configure and pretest power with various access control products prior to on-site installation. Trove's removable backplanes accommodate Mercury or Vertx access control products with or without Altronix power supplies/sub-assemblies.

Trove Features:

- Trove accommodates up to (2) backplanes for Mercury/Vertx/Altronix
- Simplifies board layout and wire management
- Reduces installation time and labor costs
- Includes cam lock, tamper switch, standoffs and screws
- Houses up to four (4) 12VDC/12AH batteries
- Enclosure Dimensions:
27.25"H x 21.5"W x 6.5"D (692.15mm x 546.1mm x 165.1mm)




Models		Backplane Accommodates Altronix/Mercury	Backplane Accommodates Altronix/Vertx	Door Backplane Accommodates Mercury/Vertx
Includes Enclosure	Trove2M2	✓	-	-
	Trove2V2	-	✓	-
Backplane Only	TM2	✓	-	-
	TV2	-	✓	-
	TMV2	-	-	✓



More than just power.™

Trove2M2 (Mercury)

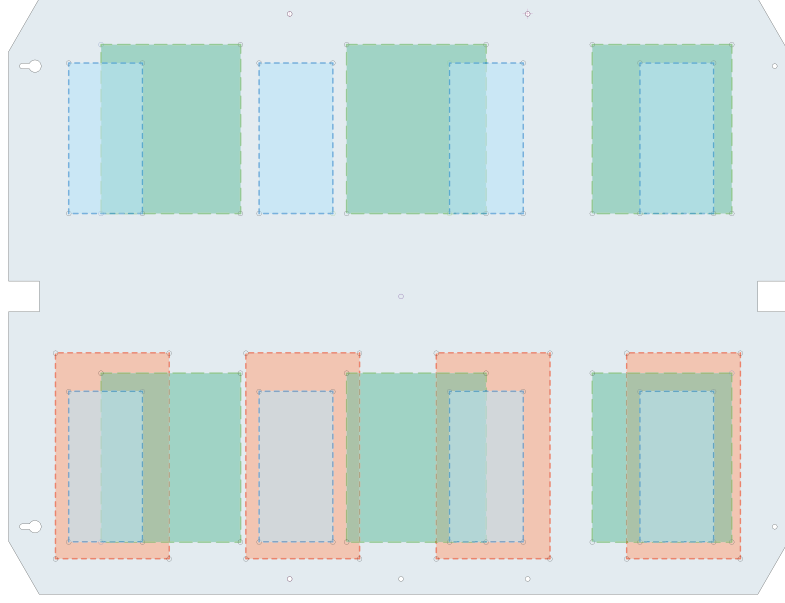
- Enclosure includes one (1) **TM2** backplane
- Backplane accommodates a combination of Altronix and Mercury boards:
 - Four (4) eFlow Power Supply/Chargers
 - Four (4) Altronix Sub-Assemblies
 - Six (6) EP1502, MR52, MR16IN, MR16OUT
 - Six (6) EP2500 or MUX8
 - Five (5) MR51e
 - Two (2) MR50
- Door accommodates **TMV2** backplane (sold separately)



- Altronix eFlow Power Supply/Charger
- Mercury: EP2500, MUX8
- Altronix Sub-Assemblies
- Mercury: MR51e
- Mercury: MR50
- Mercury: EP1502, MR52, MR16IN, MR16OUT

Trove2V2 (Vertx)


- Enclosure includes one (1) **TV2** backplane
- Backplane accommodates a combination of Altronix and Vertx boards:
 - Four (4) eFlow Power Supply/Chargers
 - Eight (8) Altronix Sub-Assemblies
 - Six (6) Vertx boards: V100, V200, V300, V1000 or V2000
- Door accommodates **TMV2** backplane (sold separately)



- Altronix eFlow Power Supply/Charger
- Altronix Sub-Assemblies
- Vertx: V100, V200, V300, V1000 and V2000

TMV2 (Mercury or Vertx)

- Door backplane (enclosure not included) accommodates Mercury or Vertx boards:
 - Six (6) Mercury boards: EP1502, MR52, MR16IN, MR16OUT, EP2500, MUX8
 - Six (6) Vertx boards: V100, V200, V300, V1000 or V2000



- Mercury: EP1502, MR52, MR16IN, MR16OUT
- Mercury: EP2500, MUX8
- Vertx: V100, V200, V300, V1000 and V2000