



Phone Orders: 1-800-431-3000 Website Help: 1-877-694-4932

Username: Password:

[Forgot Username?](#) [Forgot Password?](#) Remember Me

[Register To Order](#)

[Home](#) / [Hardware](#) / [Locks & Accessories](#) / [Commercial Locks](#) / Shield Security® Ball Entry Knob, Satin Chrome



Shield Security® Ball Entry Knob, Satin Chrome

Part #: 889155 Brand: Shield Security

Shield Security® Ball Knob Entry Lock - Satin Chrome - Schlage "C" Keyway - Keyed Different - Compatible With 889115 Exit Device

1-5 **\$45.99** QTY

6+ **\$41.99** [Check Stock](#)

FREE SHIPPING in lower 48 states **More Product Information**
[Product Details](#)

NEXT-DAY DELIVERY*

HASSLE-FREE RETURNS

Customers Who Viewed This Item Also Viewed

- 
[Shield Security® Entry Lever, Satin Chrome](#)
 Part # 889165
- 
[Shield Security® Commercial Liverpool Storeroom Lever, Satin Chrome](#)
 Part # 913406
- 
[Shield Security® Commercial Liverpool Entry Lever, Satin Chrome](#)
 Part # 913403
- 
[Shield Security® Cylindrical Communicating Door Knob, Satin Chrome](#)
 Part # 835046
- 
[Shield Security® Commercial Cornwall Storeroom Lever, Satin Chrome](#)
 Part # 913412
- 
[Schlage® Orbit Entry Knob, Satin Chrome](#)
 Part # 918085

- [Make & Model](#)
- [Specifications](#)
- [Packaging Dimensions](#)
- [Assembled Dimensions](#)
- [Product Features](#)
- [Certification & Standards](#)


Product Details

Make & Model	
UNSPSC	46171503
Brand	Shield Security
Manufacturer Part Number	889155

Specifications	
Country of Origin	TAIWAN
Finish	Satin Chrome
Made in the USA	No

Packaging Dimensions	
Depth	3.4 in
Height	3.75 in

Customers Who Purchased This Item Also Purchased

- 
[15 Amp Single Pole Wall Switch - Quickwired & Side Wired - Ivory - Package Of 10](#)
 Part # 335055
- 
[Single Duplex Receptacle Plate, White, Package Of 10](#)
 Part # 336033



Packaging Dimensions	
Weight	1.3 lb
Width	5.7 in

Assembled Dimensions	
----------------------	--

Product Features	
FOB	No
JWOD	No
Door Lock Function	Entry
Style	Knob
TAA/BAA	Yes
UPC Code	031334130163


Certification & Standards	
GSA	
ADA Approved	No
GSA Approved	Yes
UL Listed	No

 [78 x 60" White 3-1/2" Vertical Blind](#)
Part # 703053

 [Shield Security® Rim Exit Device, Aluminum](#)
Part # 889115

 [Universal Toilet Wax Ring With Bolts](#)
Part # 569284

 [9V Maintenance Warehouse® Alkaline Battery Package of 24](#)
Part # 294345

 [AAA Maintenance Warehouse® Alkaline Battery Package of 50](#)
Part # 294347

CLEARANCE ITEMS





SAVE UP TO 50%
Prices good while supplies last.

SHOP NOW

Related Searches

- [Schlage Keyed Entry Knob](#)
- [Schlage Storeroom Knob](#)
- [Cylindrical Door Knob](#)
- [Satin Chrome Knob](#)
- [Ultra Hardware Knobs](#)
- [Yale Entry Knobs](#)

Related Products

 Arrow Lock Co. Grade 1 Cylindrical Knob Latchset Quickview	 Kaba Keypad Entry Knob Schlge IC Core Quickview	 Schlage® Bell Entry Knob, Brass Quickview	 Schlage® J Series Byron Entry Knob, Satin Stainless Quickview
--	---	---	---