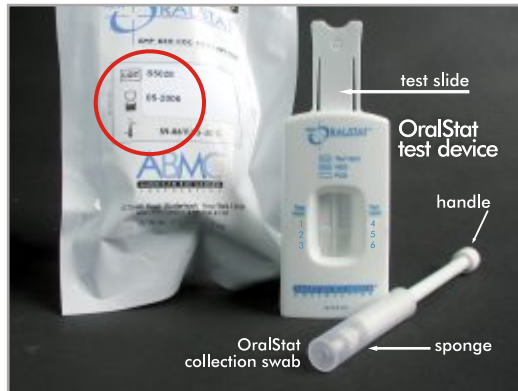


# ORALSTAT® QUICK REFERENCE GUIDE

## 1 STORAGE & COMPONENTS STORE AT ROOM TEMPERATURE

**ENSURE DONOR HAS HAD NOTHING IN THEIR MOUTH FOR AT LEAST 10 MINUTES**

Do not use past expiration date



## 2 TEST PREPARATION KEEP DEVICE ON A FLAT SURFACE AT ALL TIMES

Insert the handle of the collection swab into each of the **A** wells, pushing down completely until the ring on the swab is level with the top of the well.



Remove label.



Slide side to side at least 3 seconds

## 3 SPECIMEN COLLECTION SPONGE MUST BE FULLY EXPANDED FOR TEST

Swab between cheek and gum for at least one minute on each side of mouth. Continue until the sponge is fully expanded. (Total time: at least 2 minutes)



## 4 TEST PROCEDURE SEE INFORMATION BELOW



On a **flat surface**, gently drop the swab into well **B**: allowing it to settle vertically

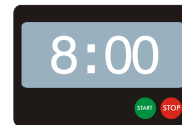
Push the swab down **slowly** and completely until it clicks into place

Wait at least 5 seconds




Slide side to side along a flat surface for at least 3 seconds

### INCUBATION PHASE



WAIT 8 MINUTES THEN PUSH TEST SLIDE DOWN




Squeeze tabs in to push test slide down

## 5 TEST INTERPRETATION READ RESULTS BETWEEN 3 AND 8 MINUTES

If all lines have formed results can be read **3:00**

TEST VALID	<b>VALID</b>	<b>VALID</b>	TEST VALID
DRUG 1	<b>NEG</b>	<b>NEG</b>	DRUG 4
DRUG 2	<b>POS/INC</b>	<b>NEG</b>	DRUG 5
DRUG 3	<b>NEG</b>	<b>NEG</b>	DRUG 6



If all lines have not formed, wait the full 8 minutes to interpret as positive or inconclusive. **8:00**

The collection swab may be sent for further testing if necessary. Remove from device, replace cover.

**AMP**  
amphetamine  
25 ng/ml

**BZO**  
benzodiazepines  
10 ng/ml

**COC**  
cocaine  
12 ng/ml

**MTD**  
methadone  
15 ng/ml

**METH**  
methamphetamine  
25 ng/ml

**OPI**  
opiates  
10 ng/ml

**PCP**  
phencyclidine  
2.5 ng/ml

**THC**  
marijuana  
25 ng/ml