

Scoular®

SALMON FISH MEAL

For further manufacture of animal feed

GUARANTEED ANALYSIS


CRUDE PROTEIN.....50% min
CRUDE FAT..... 7% min
CRUDE FIBER.....3% max
MOISTURE..... 10% max
ASH.....25% max
PHOSPHORUS..... 2.5% min
CALCIUM.....5% min / 6% max

Ingredient Statement

Fish Meal, Vegetable Oil,
Mixed Tocopherols(a preservative),
Lecithin, Rosemary Extract

Distributed by:

The Scoular Company
250 Marquette Avenue, Suite 1050
Minneapolis, MN 55401
Phone: 612-851-3723
Manufactured Date:DEC 2014
Lot # 8879
P.O. # 31862-2
Net Wgt. 2000lb/bag



Scoular®

SALMON FISH MEAL

For further manufacture of animal feed

GUARANTEED ANALYSIS

CRUDE PROTEIN.....50% min
CRUDE FAT..... 7% min
CRUDE FIBER.....3% max
MOISTURE.....10% max
ASH.....25% max
PHOSPHORUS..... 2.5% min
CALCIUM.....5% min / 6% max

Ingredient Statement

Fish Meal, Vegetable Oil,
Mixed Tocopherols(a preservative),
Lecithin, Rosemary Extract

Distributed by:

The Scoular Company
250 Marquette Avenue, Suite 1050

Minneapolis, MN 55401


Phone: 612-851-3723

Manufactured Date:DEC 2014

Lot # 8802

P.O. # 4547910011

Net Wgt. 2000 lb /bag



Scoular®

SALMON FISH MEAL

For further manufacture of animal feed

GUARANTEED ANALYSIS

CRUDE PROTEIN.....50% min
CRUDE FAT..... 7% min
CRUDE FIBER.....3% max
MOISTURE..... 10% max
ASH.....25% max
PHOSPHORUS..... 2.5% min
CALCIUM.....5% min / 6% max

Ingredient Statement

Fish Meal, Vegetable Oil,
Mixed Tocopherols(a preservative),
Lecithin, Rosemary Extract

Distributed by:

The Scoular Company
250 Marquette Avenue, Suite 1050
Minneapolis, MN 55401
Phone: 612-851-3723

Manufactured Date:JAN 2015

Lot # 8823

P.O. # 2458

Net Wgt. 2000lb /bag



Guaranteed By:

250 Marquette Avenue, Suite 1050
Minneapolis, MN 55401

TUNA FISH MEAL

CRUDE PROTEIN.....50% min
CRUDE FAT.....7% min
FIBER.....3% max
MOISTURE.....10% max
ASH.....25% max
PHOSPHORUS.....3.25% min
CALCIUM.....6% min / 7% max

Manufacturer Origin:
Gateway Co-Packing

901 Kingshighway
Washington Park, IL 62204 U.S.A.
Manufactured Date: 17 DEC 2014

Lot# 8956
P.O. # 757725-036
Net Wgt. 50 lb (22.68 kg) /bag



Guaranteed By:

250 Marquette Avenue, Suite 1050
Minneapolis, MN 55401

TUNA FISH MEAL

CRUDE PROTEIN.....50% min
CRUDE FAT.....7% min
FIBER.....3% max
MOISTURE.....10% max
ASH.....25% max
PHOSPHORUS.....3.25% min
CALCIUM.....6% min / 7% max

Manufacturer Origin:
Gateway Co-Packing

901 Kingshighway
Washington Park, IL 62204 U.S.A.
Manufactured Date: 17 DEC 2014

Lot# 8956
P.O. # 757725-036
Net Wgt. 50 lb (22.68 kg) /bag



Guaranteed By:

250 Marquette Avenue, Suite 1050
Minneapolis, MN 55401

TUNA FISH MEAL

CRUDE PROTEIN.....50% min
CRUDE FAT.....7% min
FIBER.....3% max
MOISTURE.....10% max
ASH.....25% max
PHOSPHORUS.....3.25% min
CALCIUM.....6% min / 7% max

Manufacturer Origin:
Gateway Co-Packing

901 Kingshighway
Washington Park, IL 62204 U.S.A.
Manufactured Date: 17 DEC 2014

Lot# 8956
P.O. # 757725-036
Net Wgt. 50 lb (22.68 kg) /bag



Guaranteed By:

250 Marquette Avenue, Suite 1050
Minneapolis, MN 55401

TUNA FISH MEAL

CRUDE PROTEIN.....50% min
CRUDE FAT.....7% min
FIBER.....3% max
MOISTURE.....10% max
ASH.....25% max
PHOSPHORUS.....3.25% min
CALCIUM.....6% min / 7% max

Manufacturer Origin:
Gateway Co-Packing

901 Kingshighway
Washington Park, IL 62204 U.S.A.
Manufactured Date: 17 DEC 2014

Lot# 8956
P.O. # 757725-036
Net Wgt. 50 lb (22.68 kg) /bag



Guaranteed By:

250 Marquette Avenue, Suite 1050
Minneapolis, MN 55401

TUNA FISH MEAL

CRUDE PROTEIN.....50% min
CRUDE FAT.....7% min
FIBER.....3% max
MOISTURE.....10% max
ASH.....25% max
PHOSPHORUS.....3.25% min
CALCIUM.....6% min / 7% max

Manufacturer Origin:
Gateway Co-Packing

901 Kingshighway
Washington Park, IL 62204 U.S.A.
Manufactured Date: 17 DEC 2014

Lot# 8956
P.O. # 757725-036
Net Wgt. 50 lb (22.68 kg) /bag



Guaranteed By:

250 Marquette Avenue, Suite 1050
Minneapolis, MN 55401

TUNA FISH MEAL

CRUDE PROTEIN.....50% min
CRUDE FAT.....7% min
FIBER.....3% max
MOISTURE.....10% max
ASH.....25% max
PHOSPHORUS.....3.25% min
CALCIUM.....6% min / 7% max

Manufacturer Origin:
Gateway Co-Packing

901 Kingshighway
Washington Park, IL 62204 U.S.A.
Manufactured Date: 17 DEC 2014

Lot# 8956
P.O. # 757725-036
Net Wgt. 50 lb (22.68 kg) /bag



Guaranteed By:

250 Marquette Avenue, Suite 1050
Minneapolis, MN 55401

TUNA FISH MEAL

CRUDE PROTEIN.....50% min
CRUDE FAT.....7% min
FIBER.....3% max
MOISTURE.....10% max
ASH.....25% max
PHOSPHORUS.....3.25% min
CALCIUM.....6% min / 7% max

Manufacturer Origin:
Gateway Co-Packing

901 Kingshighway
Washington Park, IL 62204 U.S.A.
Manufactured Date: 17 DEC 2014

Lot# 8956
P.O. # 757725-036
Net Wgt. 50 lb (22.68 kg) /bag



Guaranteed By:

250 Marquette Avenue, Suite 1050
Minneapolis, MN 55401

TUNA FISH MEAL


CRUDE PROTEIN.....50% min
CRUDE FAT.....7% min
FIBER.....3% max
MOISTURE.....10% max
ASH.....25% max
PHOSPHORUS.....3.25% min
CALCIUM.....6% min / 7% max

Manufacturer Origin:
Gateway Co-Packing

901 Kingshighway
Washington Park, IL 62204 U.S.A.
Manufactured Date: 17 DEC 2014

Lot# 8956
P.O. # 757725-036
Net Wgt. 50 lb (22.68 kg) /bag

Guaranteed By:



Scoular®

250 Marquette Avenue, Suite 1050
Minneapolis, MN 55401

TUNA FISH MEAL

CRUDE PROTEIN.....50% min
CRUDE FAT.....7% min
FIBER.....3% max
MOISTURE.....10% max
ASH.....25% max
PHOSPHORUS..... 3.25% min
CALCIUM.....6% min / 7% max

Manufacturer Origin:

Gateway Co-Packing

901 Kingshighway

Washington Park, IL 62204 U.S.A.

Manufactured Date: DEC 2014

Lot # 8956

P.O. # 774749-005

Net Wgt. 2000 lb /bag



250 Marquette Avenue, Suite 1050
Minneapolis, MN 55401

IPC 790 FISH MEAL

CRUDE PROTEIN.....67% min
CRUDE FAT.....7% min
CRUDE FIBER1% max
MOISTURE.....10% max
ASH.....17% max
PHOSPHORUS.....2% min
CALCIUM.....4% min / 5% max

Manufacturer Origin:
Gateway Co-Packing
901 Kingshighway
Washington Park, IL 62204 U.S.A.
Manufactured Date: DEC 2014
Lot # 9009
P.O. # 230501
Net Wgt. 50lb/22.68kg/bag

Guaranteed by:



250 Marquette Avenue, Suite 1050
Minneapolis, MN 55401

IPC 790 FISH MEAL

CRUDE PROTEIN.....67% min
CRUDE FAT.....7% min
CRUDE FIBER.....1% max
MOISTURE.....10% max
ASH.....17% max
PHOSPHORUS.....2% min
CALCIUM.....4% min / 5% max

Manufacturer Origin:
Gateway Co-Packing

901 Kingshighway

Washington Park, IL 62204 U.S.A.

Manufactured Date: DEC 2014

Lot # 9009

P. O. # 230501

Net Wgt. 50lb/22.68kg/bag

Guaranteed by:



250 Marquette Avenue, Suite 1050
Minneapolis, MN 55401

IPC 790 FISH MEAL

CRUDE PROTEIN.....67% min
CRUDE FAT.....7% min
CRUDE FIBER.....1% max
MOISTURE.....10% max
ASH.....17% max
PHOSPHORUS.....2% min
CALCIUM.....4% min / 5% max

Manufacturer Origin:
Gateway Co-Packing

901 Kingshighway

Washington Park, IL 62204 U.S.A.

Manufactured Date: DEC 2014

Lot # 9009

P. O. # 230501

Net Wgt. 50lb/22.68kg/bag

Guaranteed by:



250 Marquette Avenue, Suite 1050
Minneapolis, MN 55401

IPC 790 FISH MEAL

CRUDE PROTEIN.....67% min
CRUDE FAT.....7% min
CRUDE FIBER.....1% max
MOISTURE.....10% max
ASH.....17% max
PHOSPHORUS.....2% min
CALCIUM.....4% min / 5% max

Manufacturer Origin:
Gateway Co-Packing

901 Kingshighway

Washington Park, IL 62204 U.S.A.

Manufactured Date: DEC 2014

Lot # 9009

P. O. # 230501

Net Wgt. 50lb/22.68kg/bag

Guaranteed by:



250 Marquette Avenue, Suite 1050
Minneapolis, MN 55401

IPC 790 FISH MEAL

CRUDE PROTEIN.....67% min
CRUDE FAT.....7% min
CRUDE FIBER.....1% max
MOISTURE.....10% max
ASH.....17% max
PHOSPHORUS.....2% min
CALCIUM.....4% min / 5% max

Manufacturer Origin:
Gateway Co-Packing

901 Kingshighway

Washington Park, IL 62204 U.S.A.

Manufactured Date: DEC 2014

Lot # 9009

P. O. # 230501

Net Wgt. 50lb/22.68kg/bag

Guaranteed by:



250 Marquette Avenue, Suite 1050
Minneapolis, MN 55401

IPC 790 FISH MEAL

CRUDE PROTEIN.....67% min
CRUDE FAT.....7% min
CRUDE FIBER.....1% max
MOISTURE.....10% max
ASH.....17% max
PHOSPHORUS.....2% min
CALCIUM.....4% min / 5% max

Manufacturer Origin:
Gateway Co-Packing

901 Kingshighway

Washington Park, IL 62204 U.S.A.

Manufactured Date: DEC 2014

Lot # 9009

P. O. # 230501

Net Wgt. 50lb/22.68kg/bag

Guaranteed by:



250 Marquette Avenue, Suite 1050
Minneapolis, MN 55401

IPC 790 FISH MEAL

CRUDE PROTEIN.....67% min
CRUDE FAT.....7% min
CRUDE FIBER.....1% max
MOISTURE.....10% max
ASH.....17% max
PHOSPHORUS.....2% min
CALCIUM.....4% min / 5% max

Manufacturer Origin:
Gateway Co-Packing

901 Kingshighway

Washington Park, IL 62204 U.S.A.

Manufactured Date: DEC 2014

Lot # 9009

P. O. # 230501

Net Wgt. 50lb/22.68kg/bag

Guaranteed by:



250 Marquette Avenue, Suite 1050
Minneapolis, MN 55401

IPC 790 FISH MEAL

CRUDE PROTEIN.....67% min
CRUDE FAT.....7% min
CRUDE FIBER.....1% max
MOISTURE.....10% max
ASH.....17% max
PHOSPHORUS.....2% min
CALCIUM.....4% min / 5% max

Manufacturer Origin:
Gateway Co-Packing

901 Kingshighway

Washington Park, IL 62204 U.S.A.

Manufactured Date: DEC 2014

Lot # 9009

P. O. # 230501

Net Wgt. 50lb/22.68kg/bag

Guaranteed by:



250 Marquette Avenue, Suite 1050
Minneapolis, MN 55401

IPC 790 FISH MEAL

CRUDE PROTEIN.....67% min
CRUDE FAT.....7% min
CRUDE FIBER.....1% max
MOISTURE.....10% max
ASH.....17% max
PHOSPHORUS.....2% min
CALCIUM.....4% min / 5% max

Manufacturer Origin:
Gateway Co-Packing

901 Kingshighway

Washington Park, IL 62204 U.S.A.

Manufactured Date: DEC 2014

Lot # 9009

P. O. # 230501

Net Wgt. 50lb/22.68kg/bag