


HIGHLY NOTED

1. Check the package of the doll before anything else. Because it's been a long journey since the doll was manufactured and delivered to you, damage may happen during the transferring. Report package damage to Amazon or service@wwdoll.com at the first time to ensure your quality assurance right.
2. Numbers of different tags maybe attached on the box during the transferring, it normal.
3. The plastic bag holding the doll may looks not clear enough only because it's stained with the mixture of the TPE oil and baby powder on the doll, it's quite normal.
4. After the long journey, the skin of the doll may looks dull which is normal situation. it's suggested you may follow the daily maintenance instructions and give the doll a bath right after you receive it.
5. For more useful information or addons, please visit www.wwdoll.com



USER MANUAL

www.wwdoll.com
FOR ADULT USE ONLY

The WWDOLL™ love doll is made of human-body-like material, the TPE (thermo-plastic elastomer), feels soft and flexible. Due to the nature of TPE, excessive activity or over range movement may result in permanent damage to the doll. Please treat it well and correctly by taking the instructions.


In the case you want to get more useful daily hints or add-ons to get along better with your WWDOLL lady or you need further help, please visit www.wwdoll.com

DAILY MAINTENANCE



1. Store the doll in STANDARD STORAGE MODE every time after your interaction with the doll and put it on soft even platform such as bed with or without clothes on. A blanket would be necessary under the doll for the TPE oil oozes from time to time, which is normal situation.
2. Make sure to wash the doll with water below 40° C. It's suggested to use baby shampoo every time after your interaction or weekly basis. Clean it with dry towel after washing and wait for at least 30 minutes to make sure it's fully dried by airing. Use baby powder to cover the whole body after it's fully dried.
3. NEVER touch the doll with anything sharp. The skin may be damaged permanently.
4. NEVER wear your doll any dark color suit unless you are sure the color of the suit is fixed enough, or else permanent staining may happen.
5. The doll is heat sensitive so do NOT touch the doll with anything above 40 degree centigrade or 104 degree Fahrenheit, permanent damage may be caused by over heat. Avoid the doll staying in direct sunlight.
6. Alcohol, excitant liquid or silicon material should NOT touch the doll.
7. Avoid water touching the thread steel connector of the neck or head.
8. It's recommended that the head should be uninstalled while the doll is taking a shower.

STANDARD STORAGE MODE



For daily storage, you need to restore your doll to a STANDARD STORAGE MODE. In this mode the feet are bent down a little bit for 10 to 30 degrees.

HEAD SETUP

1. Screw the neck bolt into the nut in the bottom of the head (sometimes, it's already done in the studio. In that case please go step 2).
2. Tighten the head with the body by screwing the other side of the bolt into the nut in the neck when holding the head.

HEAD AND NECK



The head could be bent around the neck forward, backward, to the right or left for NOT over 40 degrees. Head-swaying should NOT be over 40 degrees.

EYES



The eye balls are built with spring-like structures. To change the eyesight, you need to open the eye wider with your two fingers, push the eyeball a little bit deeper with another finger, and at the same time rotate it to the direction you want.

UPPER ARMS AND SHOULDER

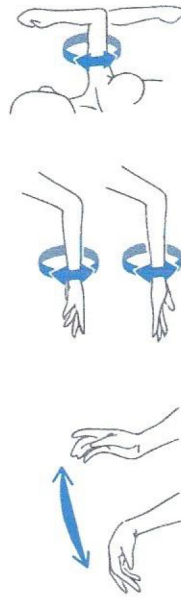


The arm may be bent forward or to the side for NOT over 90 degrees, backward for NOT over 40 degrees. While being rotated, it should NOT be over 90 degrees.

LOWER ARMS AND WRISTS



The lower arms may be bent in upward direction only, for NOT over 100 degrees. The wrists may be bent up or down for NOT over 40 degrees.



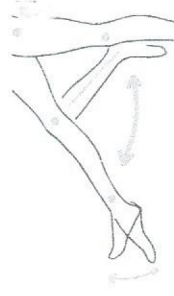
The lower arms may be rotated in directions as instructed in the figures only for not over 180 degrees.

THIGH



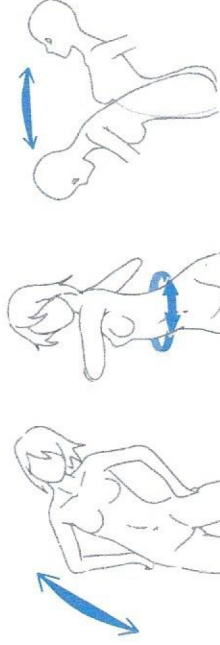
Each thigh may be bent forward, backward or to the side for NOT over 90 degrees. In the case both legs are bent to be separated away from each other simultaneously, it should be LIMITED to 120 degrees (not over 1 hour per 12 hours). The limitation should NOT be broken NOR the extreme posture should last longer than 30 minutes for every 12 hours.

LOWER LEG AND FOOT



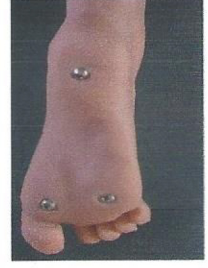
The lower legs may be bent backward up to 100 degrees (for NOT over 60 minutes per 12 hours).

WAIST



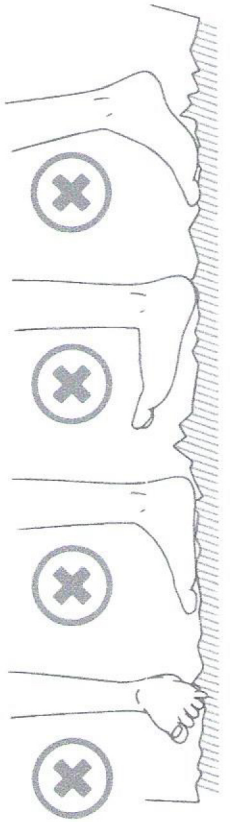
The waist may be bent forward, backward or to one side for NOT over 30 degrees. It could also be horizontally rotated NOT over 40 degrees. While being bent and rotated simultaneously, ranges are LIMITED half of its normal range.

STANDING FOOT

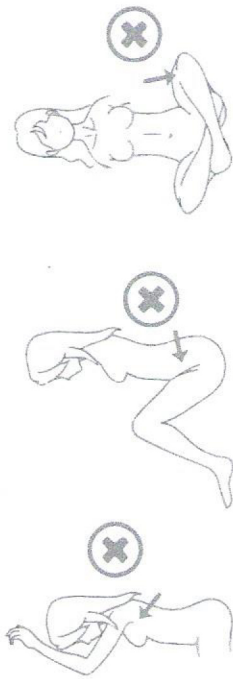


For some particular model doll designed with **STANDING FOOT**, may stand on solid smooth flat by its own. To make it standing, you should be very patient to change the posture to find the balance. You may also wear shoes for the doll while standing, and you need to be sure that the feet in shoes are not twisted.

CAUTION: PROTECT YOUR DOLL FROM THIS DAMAGE



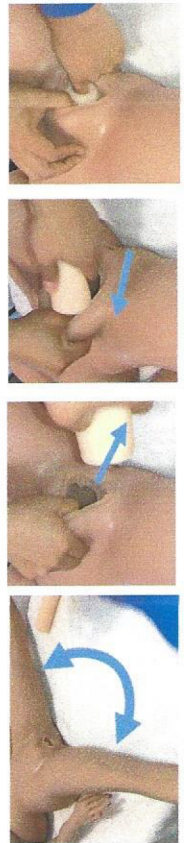
CAUTION: The postures are **NOT** safe enough for the doll, it should **NOT** last longer than 30 minutes per 12 hours.



WIG HAIR SETUP

For wig hair changing, please follow the instruction in the video <http://www.ww-doll.com/portfolio/wig-fast-setup/>

Change the insert vagina



Step 1, Open the thighs wider enough;

Step 2, Open the vagina upper edge wider with one hand and drag the existing tube out with the other hand;

Step 3, Hold the flat end of the new tube and insert it into the vagina until the end of the channel while the other hand is opening the vagina wider enough;

HINT: Use lubricant on your hand my make it easier when insert the new one.

Step 4, adjust the open side of the tube align with the vagina with one finger, then close the thighs.

More detail video link in http://www.wwdoll.com/portfolio/replace_vagina/