

EXHIBIT E



Welcome to **John Bridge / Tile Your World**, the friendliest DIY Forum on the Internet

Buy Now at the TYW Online Store!

BUY JOHN BRIDGE'S NEW BOOK "TILE YOUR WORLD"

Click Here at www.tileyourworld.com/catalog



Visit Our Advertisers!

[Buy John Bridge's Books](#) [Buy a TYW Shirt](#)

Ceramic Tile Advice Forums - John Bridge Ceramic Tile > [Tile & Stone Forums](#) > [Tile Forum/Advice Board](#) > [orange membrane \(schluter\)](#)

User Name User Name Remember Me? Password

FAQ TYW Store Members List Liberty Today's Posts Deflecto Search Tile Calculator Register [New Here? Read This]

SUCCESSFUL TRANSITION RAYMOND JAMES

Thread Tools Search this Thread

07-26-2005, 11:23 PM

#1

nhut

Registered User

Join Date: Jul 2005 Posts: 3

orange membrane (schluter)

I'm getting ready to have some porcelain tile install in my house. My main concern is upstairs where there is a wooden floor. I have heard that most people use the hardy plank backboard. However, my friend who does tile for a living said that he had some orange rolls that he could give me to use. He said that it is better than the hardy plank. That stuff is so rare that you have to special order it and it can't be found at a store. My concern is that I'm not familiar with this stuff and I was wondering if anyone else has use this stuff. Is this stuff better than hardy plank and how does it affect the floor structure since it is not that solid. Any advice would be greatly appreciated.

Sponsored Links

Tile Floor Contractors Enter Your Zip Code & Connect To Tiling Contractors. Free Estimates! www.ServiceMagic.com

Tile Ready@ Shower Pans Call us today (888) 530-2373 Customer Service 7 days a Week ! www.shower4ever.com

Silent Blue Underlayment Underlayment pad with the highest sound & moisture ratings available www.SilentBluePad.com

AdChoices

07-26-2005, 11:30 PM

#2

muskymike

Moderator -- Wisconsin Tile Man & Musky Guide



Join Date: Apr 2004 Location: Springbrook WI Posts: 13,920

Hi nhut welcome, got a first name? The orange stuff your talking about is ditra mat. It's used by lots of people around here including myself. It is a very good product. It is an uncoupling membrane that is thinssetted to the subfloor and allows the floor to move seperately from the tile when there's expansion and contraction.

Musky Mike

Corrado Custom Tile



Kerdi Shower Specialist

Dreams are like tasting a little bit of the future today. Keep dreaming and it will come true.

[New here? Check this out.](#)



Sponsors





11-27-2009, 03:20 PM

#12

CabotAndRowe.com

Houston TX Kitchen & Bath Remodeling



Join Date: Oct 2009
Location: Houston Texas
Posts: 11,774

Well for starters the screeding thinset in the Rubi pic is horrible. What a mess.

I have invented a few things myself and also am a US Patent holder. Defending yourself can be quite costly and you have to do it. An excellent patent lawyer who writes the original patent application is worth every penny. The reviewers at the USPO are not the brightest at times and can be snowballed into granting patents on similar items. Keep us posted about this fight.

Paul.

Houston TX area Kitchen & Bath remodeling

<http://CabotAndRowe.com>



11-27-2009, 07:22 PM

#13

K Tile

Member of Million SF Club!!

Join Date: Oct 2002
Location: Ohio
Posts: 1,891

Kinda like Schluter and Blanke. **Orange** vs. Blue; Square vs. Round 😊

You know you have something when there are knock-offs

Kevin

An investment in yourself, will pay dividends for a lifetime!



11-27-2009, 08:40 PM

#14

custombuilt

Tile and remodeling contractor

Join Date: Jan 2007
Location: Quincy, IL
Posts: 2,618

I'm not a TLS user but that rubi system looks worthless..... you just push those cups down by hand? Doesn't look to hot to me-

Jason W.

Superior Construction
Custom Interior and Exterior remodeling experts
Quincy, IL



11-28-2009, 05:21 AM

#15

John K

Registered User

Join Date: Jul 2001
Location: Southeast U.S.A.
Posts: 3,983

Damn Mick! Your english is perfect now! 🇺🇸



Page 1 of 2 1 2 >

Search



<< Previous Thread | Next Thread >>

Posting Rules

- You **may not** post new threads
- You **may not** post replies
- You **may not** post attachments
- You **may not** edit your posts



Welcome to **John Bridge / Tile Your World**, the friendliest DIY Forum on the Internet



Visit Our Advertisers!

Buy John Bridge's Books Buy a TYW Shirt

Ceramic Tile Advice Forums - John Bridge Ceramic Tile > Tile & Stone Forums > building my first shower

User Name [User Name] Password [] Remember Me? [] Log in

Sponsors

- FAQ TYW Store Members List Liberry Today's Posts Deflecto Search Tile Calculator Register [New Here? Read This]

Tile Floor Contractors Enter Your Zip Code & Connect To Tiling Contractors. Free Estimates! www.ServiceMagic.com
Tile Ready@ Shower Pans Call us today (888) 530-2373 Customer Service 7 days a Week ! www.shower4ever.com
Direct Tile Importer Over 1 million sqft in stock daily ! Ceramic, Porcelain, Glass, etc www.italiantileimportsnyc.com



AdChoices

Page 4 of 4 << First < 2 3 4 >>

Thread Tools Search this Thread

10-21-2010, 09:14 AM

#46

WendyHMN Amateur Jack of All Trades



Join Date: May 2010 Location: Minnesota Posts: 1,684

Actually, that works for me. I think Schluter belongs to the IKEA school of silly product names. I even speak some German and the names still sound silly.

Now that I think of it, IKEA would probably call ditra "frootiwaffelbonger" or some such.

Wendy

Orange belt DIYer. I know just enough to be dangerous.

10-21-2010, 11:46 AM

#47

chrisk19938 Registered User

Join Date: Oct 2010 Posts: 27

OMG i went to lowes today to pick up stuff and i was talking to them about the PROPER wood and told the guy what i needed for plywood and said if you dont know PLEASE tell me so. and pointed me to this plywood.

NO KNOTS



then proceeded to say u doing tile over wood I said NO im going to use DITRA he looked crosseyed and said i dont know what that is and i said.

Quote:

that waffley orange stuff

LOL



Posts: 118

This may be a really paranoid question - Is there such a thing as "knock-off" Ditra?

I don't really see it as being something worth counterfeiting, but you never know.

Thanks.

chris




05-02-2010, 11:16 AM

#87

Brian in San Diego

AC Specialist -- Schluterville Graduate



Join Date: Oct 2005
Location: San Diego, CA
(Northwest part of the city)
Posts: 10,759

No knock-offs that are orange.

Brian

If that doesn't work, I'll always think it should have.



05-02-2010, 09:12 PM

#88

cci

Registered User

Join Date: Feb 2010
Posts: 118

If I get the thinset for the Ditra at Home Depot (the most convenient for me) what should I look for?

They sell Custom products.

I also have a Lowes nearby if they sell something better.

Thanks.

chris



05-02-2010, 10:30 PM

#89

Brian in San Diego

AC Specialist -- Schluterville Graduate



Join Date: Oct 2005
Location: San Diego, CA
(Northwest part of the city)
Posts: 10,759

Chris,

HD sells Versabond which would be fine for putting the Ditra down over plywood. By the letter of the law it should not be used over Ditra to set the tile as it is lightly modified. But I wouldn't use the junk that CBP sells as unmodified (CustomBlend). Depending what flavor of the month is at Lowe's they should have Megabond by Laticrete or Kerabond by Mapei. Either of those would be suitable for tile on top of Ditra.

Personally, I'd use the Versabond throughout but Schluter wouldn't honor a warranty claim if it ever came to that.

Brian

Brian

If that doesn't work, I'll always think it should have.



05-03-2010, 07:01 AM

#90

cci

Registered User

Join Date: Feb 2010
Posts: 118

Brian,

I was reading up on the Ditra and it seems like the reason to not use modified thinset is that the modified needs air to cure and it gets kind of "sealed" in by the Ditra. Is that the case?



Welcome to John Bridge / Tile Your World, the friendliest DIY Forum on the Internet



Visit Our Advertisers!

Buy John Bridge's Books Buy a TYW Shirt

Ceramic Tile Advice Forums - John Bridge Ceramic Tile > Tile & Stone Forums > Tile Forum/Advice Board > Queeni's shower project

User Name [User Name] [Remember Me?] Password [] [Log in]

- FAQ TYW Store Members List Liberry Today's Posts Defecto Search! Tile Calculator Register [New Here? Read This]

Sponsors



Post Reply

Thread Tools Search this Thread

01-16-2011, 10:42 AM

queen1951 Registered User

Join Date: Jan 2011 Posts: 4

Queeni's shower project

What is the smallest width of a grout line that one can use for installing tile?

G

Sponsored Links



01-16-2011, 10:44 AM

queen1951 Registered User

Join Date: Jan 2011 Posts: 4

Underneath the shower and/or tub

We are in the process of remodeling and the old fiberglass tub/shower unit has been removed. I've heard that something should be laid down on the floor underneath (orange-colored?) as a standard procedure. Anyone know what this would be?

G

01-16-2011, 10:45 AM

queen1951 Registered User

Join Date: Jan 2011 Posts: 4

Shampoo Inset

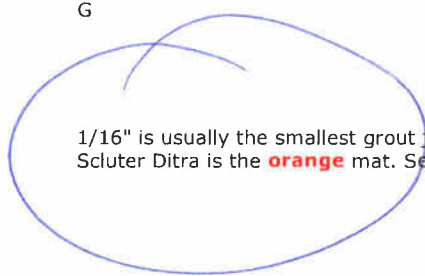
If tiling the walls of a shower, should I have the contractor use one of the pre-formed insets available (which are covered with tile) or "build" it into the wall and tile himself?

G

01-16-2011, 10:52 AM

Jim wood

1/16" is usually the smallest grout joint. Schluter Ditra is the orange mat. See add on right side of screen.



10-30-2010, 06:19 PM

#11

tilejoe

Registered User



Join Date: Sep 2008
Location: Allentown, Bethlehem, Easton, PA
Posts: 1,409

Technically speaking, you need to install expansion joints every 20 -24 ft in either direction. It is a good idea to honor the cuts in the slab and install soft joints over them.
You could also install a membrane over the cut joint.

Joe Lenner
Infinite Ceramic & Stone LLC.
www.infiniteceramic.com

The biggest fault of all is believing you don't have any.

10-31-2010, 12:27 AM

#12

Topspin


SchluterUgrad



Join Date: Jul 2006
Location: Seattle Area
Posts: 1,104

Although it'd add just over \$1G to the plan, I'd cover that slab with **Orange**. At least from all I've been taught, the slab will move more than the tile will. Even though movement on a micro scale seems tollerable, if the substrate moves (expands/contracts) twice as much as the tile does given the same conditions, that can be a bond breaker.

What can I say, I am an **Orange** guy, so I'd cover it all in Ditra.



Kevin



Post Reply

Search



<< Previous Thread | Next Thread >>

Posting Rules



You **may not** post new threads
You **may not** post replies
You **may not** post attachments
You **may not** edit your posts

<http://www.schluter.com/5897.aspx>

<http://www.noblecompany.com/Portals/...ion%200409.pdf>

Chances are it might be easier and faster to just fix the problem then bother to make a claim..

So if your job leaks and damages the basement and you get sued,you will be up the creek...but at least you will have 5 ft. of free membrane material and a couple free tiles that don't match and lets not forget 30 bucks for sq.ft. labor cost..

Make sure you follows the rules on this job.



07-31-2010, 07:34 PM

Mountain Tile

Tile Contractor -- Northeastern PA.



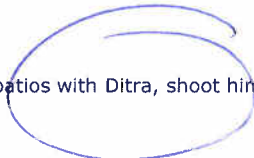
Join Date: Apr 2006
Location: Northeastern PA
Posts: 2,711

Brian (ceramitec) just did a couple exterior patios with Ditra, shoot him a pm. A hell of a job he did on them too btw.

Chuck

Northeastern Pennsylvania Tile & Marble Installation

#8



07-31-2010, 10:36 PM

tilejoe

Registered User



Join Date: Sep 2008
Location: Allentown, Bethlehem, Easton, PA
Posts: 1,409

chuck, thanks, i'll talk to the orange team on monday. Brian's deck is sweet.

Joe Lenner
Infinite Ceramic & Stone LLC.
www.infiniteceramic.com

The biggest fault of all is believing you don't have any.

#9



08-01-2010, 10:31 AM

tilemanct

Tile & Stone

Join Date: Sep 2002
Location: Northeast
Posts: 1,384

We just did 500 sq ft balcony over living space with Nobel's Nobel Deck. Excellent product for the application. I'd shoot Eric a pm to get some specs.

Dave

#10



08-01-2010, 11:18 AM

tilejoe

Registered User



Join Date: Sep 2008
Location: Allentown, Bethlehem, Easton, PA
Posts: 1,409

Thanks guys. I'll take some pics on monday. i hope the stucco guys finished so i can get some good pics w/o all the scaffold and plastic in the way.

Joe Lenner
Infinite Ceramic & Stone LLC.
www.infiniteceramic.com

The biggest fault of all is believing you don't have any.

#11



08-02-2010, 01:25 PM

#12

shower installation is "not your thing." It does take a lot of patience, if you do woodworking then you know what I mean. Also if you are not in a hurry like Wendy, you can take your time and we can help guide you through the whole process step by step. I might add Wendy is doing one heck of a job on her steam shower and helping others in the process 😊

If you are looking for help or looking to gittit done in a timely manner I would suggest hiring a pro, we probably have someone from the forum here who could do it and we have some very gifted tile people here. That would be my recommendation, would save you a lot of hassle and you know it is gonna get done right. Just tile for thought 🙏

Jon, a DIYer turned Tile Contractor



I have been where most of you are and went on to do something most of you won't



12-30-2010, 10:05 AM

#7

vtcrusade

Registered User



Join Date: Dec 2010
Location: Vermont
Posts: 2

Sigh Thanks guys, I was hoping for a lot of "Absolutely, it's a great short cut for the pan installation" replies.

I've already put up all the kerdi orange waterproof membrane on the walls, that was my first experience with unmodified thinset mortar and without a doubt I hate the stuff, I hate mixing it, I hate applying it, I hate cleaning it up after.

So I'll put down thinset for the pan, get that install and then put the orange kerdi on top of that pan with more god awful mortar use the kerdi bans on the seams, put the curb in and get that all sealed up and then be done it, because there is no way I'm actually going to tile that monster, THAT I'm leaving to a pro.

Through this whole process I have discovered at least, that my enjoyment of woodworking and the occasional rough carpentry project, in no way translates in to world of tiling, it's tools and construction materials! 🙄

Thanks for the replies.

Charles

Charles



Post Reply

Search



<< Previous Thread | Next Thread >>

Posting Rules



- You **may not** post new threads
- You **may not** post replies
- You **may not** post attachments
- You **may not** edit your posts

BB code is **On**
Smilies are **On**
[IMG] code is **On**
HTML code is **Off**

Forum Jump

Tile Forum/Advice Board

Go

12-03-2009, 05:23 AM

#38

John K
Registered User

Join Date: Jul 2001
Location: Southeast U.S.A.
Posts: 3,983

Scott,

Do it **orange** and put Schluter logo on it and get them to send you an advertising check every month. 🙄

12-03-2009, 05:51 AM

#39

Scottish Tile and Stone

Ohio Tile Contractor..
Hydroban shower specialist

Then I might be stuck using their products exclusively.. ?

Scott.
Painesville Ohio



Join Date: Jun 2002
Location: Painesville Ohio
Posts: 5,053

Ohio Installer of Laticrete Hydroban, leak free showers.

www.scottishtileandstone.com
Laticrete hydroban showers
Mud set stone.

[ditra kerd stone showers waterproof mudset stone backsplashes glass tiles,laticrete, hydroban,ohio,cleveland,painesville,backsplashes,](#)

12-03-2009, 06:16 AM

#40

John K
Registered User

Join Date: Jul 2001
Location: Southeast U.S.A.
Posts: 3,983

True 😊

12-04-2009, 06:14 PM

#41

tileguy_n_ky
Tile Contractor Central
Ky Area



859-983-6187

Join Date: May 2005
Location: Lexington, KY
Posts: 1,351

Couple of days late, but here is my quad cab and work box on the back.

[Attached Images](#)



Greg Hiens



Welcome to **John Bridge / Tile Your World**, the friendliest DIY Forum on the Internet

Buy Now at the TYW Online Store!
BUY JOHN BRIDGE'S
 NEW BOOK "TILE YOUR WORLD".
 Click Here at www.tileyourworld.com/catalog

Visit Our Advertisers!

[Buy John Bridge's Books](#) [Buy a TYW Shirt](#)

Ceramic Tile Advice Forums - John Bridge Ceramic Tile > [Tile & Stone Forums](#) > [Professionals' Hangout](#)
Your Works In progress Pics

User Name User Name Remember Me?
 Password

Sponsors

- FAQ
TYW Store
- Members List
Liberry
- Today's Posts
Deflecto
- Search
Tile Calculator
- Register
[New Here? Read This]



[Tile Floor Contractors](#) Enter Your Zip Code & Connect To Tiling Contractors. Free Estimates! www.ServiceMaga.com

[Direct Tile Importer](#) Over 1 million sqft in stock daily ! Ceramic, Porcelain, Glass, etc www.daliantileimporter.com

[Prince George Tile Sales](#) For Kitchen And Bathroom Tile For The Home, Call 804-518-8024 Today. www.PrinceGeorgeTileCo.com

AdChoices



Page 731 of 755 << First < 231 631 681 721 729 730 **731** 732 733 741 > Last >>

Thread Tools Search this Thread



09-02-2011, 09:10 PM

#10951


[tuckertile](#)
tuckertile

oh what a trip that cut looks like it's under the mosaic not in frontoptical delusion...

Kevin

Join Date: Jan 2011
 Location: sonora,ca.
 Posts: 545

"you too"!



09-02-2011, 09:21 PM

#10952

[ceramictec](#)
Tampa Florida Tile Contractor

the different shade of bullnose doesn't help much.
 same name on box but to me its not. customer loves it. 😊

Brian



Join Date: Oct 2007
 Location: Tampa, Florida
 Posts: 20,954

.....
[Tampa Florida Tile & Marble Installation](#)

 Check out our Blog
 Florida Installer of Schluter Kerdi, Kerdi-Board & Ditra
 Florida Installer of Laticrete HydroBan & HydroBarrier

 "Waterproof Tile Showers"

 Porcelain - Travertine - Ceramic - Glass Tile



09-02-2011, 09:32 PM

#10953

[tuckertile](#)
tuckertile

BRIAN ..is that one of those tile made in U.S. trim made in mexico situation?one of our local vendors is like that , the trim never matches ..

Kevin

Join Date: Jan 2011
 Location: sonora,ca.
 Posts: 545

"you too"!



09-03-2011, 05:30 AM

#10954

[John K](#)
Registered User

Shaun,

Your a 35 year California tile veteran. Quit using that orange crap!

www.precisiontilestone.com

Join Date: Jul 2001
 Location: Southeast U.S.A.
 Posts: 3,983

Last edited by John K; 09-04-2011 at 05:21 PM.



09-03-2011, 07:25 AM

#10955

[tiletime56](#)
Shaun Haley Tile

Quote:

Originally Posted by **Johnk**
 Quite using that orange crap





Join Date: Jul 2011
Location: Orange County Ca.
Posts: 459

Send a message via Skype™ to tiletime56

assuming you mean kerdi, talk to me
Shaun
<http://shaunhaleytileandstone.com>
Luv fat mud!



09-03-2011, 03:43 PM

tuckertile
tuckertile

Join Date: Jan 2011
Location: sonora,ca.
Posts: 545

been workin on this every now and then.....hard to get a good angle but anyway...honey onyx....12x12 polished onna walls 1x1 tumbled onna floor....to be continued.....

[Attached Images](#)



#10956 Advertise Your Site
[Click Here For Info](#)

Raymond James Advisors
We think it's time you discover a firm that stands with you.
[RaymondJames.com/...](http://RaymondJames.com/)

Kevin

"you too!"



09-03-2011, 04:26 PM

Chad Deiter Construction
Making Cents of It All



Join Date: Aug 2007
Location: Menifee , California
Posts: 3,185



John that's just ridiculous 🙄

Chad from CDC54.com 📞 " You Dream It and We Create It " Southern California Custom Tile and Stone Installation

#10957



09-03-2011, 05:16 PM

tiletime56
Shaun Haley Tile



Join Date: Jul 2011
Location: Orange County Ca.
Posts: 459

Send a message via Skype™ to tiletime56

More honey onyx

#10958



Welcome to **John Bridge / Tile Your World**, the friendliest DIY Forum on the Internet

Never Seal Grout Again!
Grout Additive for Ultimate Stain Protection
miraclegroutshield.com

MIRACLE
Sealants Company
Serving the Tile & Stone Industries for 26 Years
miraclessalants.com

Visit Our Advertisers!

[Buy John Bridge's Books](#) [Buy a TYW Shirt](#)

Ceramic Tile Advice Forums - John Bridge Ceramic Tile > [Tile & Stone Forums](#) > [Professionals' Hangout](#)
TYW/Schluter Training Redux

Remember Me?

[FAQ](#) [Members List](#) [Today's Posts](#) [Search](#) [Register](#)
[TYW Store](#) [Liberry](#) [Deflecto](#) [Tile Calculator](#) [\[New Here? Read This\]](#)

Sponsors

Professional Preferred
TuscanLeveling.com

[Walk In Showers](#) Premium Quality Walk-in Bath Tubs Lowest Prices Guaranteed. Free S&H! www.seniorbathtub.com
[Prince George Tile Sales](#) For Kitchen And Bathroom Tile For The Home, Call 804-518-8024 Today. www.PrinceGeorgeTileCo.com
[Concord Tile Flooring](#) Professional Kitchen & Bathroom Tile Flooring Solutions. Call Today HowardTileAndCarpelConcord.com

[Post Reply](#)

AdChoices ▾

Page 11 of 63 << First < 9 10 11 12 13 21 61 > Last >>

Thread Tools ▾ Search this Thread ▾

09-23-2009, 09:24 PM

Marge
Moderator and Official Herder of Forum Human Cats



Join Date: Nov 2004
Location: Arizona
Posts: 11,568

Alex, don't worry...we have a "special" place for them. 🐾

Marge-----Moderator and Herder of Human Cats

#151

09-23-2009, 10:09 PM

silvercitytile
Registered User



Join Date: Nov 2007
Location: silver city
Posts: 5,290

come on marge u know you want one 🐾 and u guys were scared of opie 😊

🐾 jeff aka papi chulo. "I'll make you famous!" (William H. Bonney aka Billy The Kid)



Schluter Kerdi and Ditra installer in Southern New Mexico
Castillo Construction

#152

09-24-2009, 01:06 AM

opiethetileman
Registered User



Join Date: Jan 2004

gee look what I started oh no..... I will have to make sure I dont fall asleep and become the orange monster

#153

Husqvarna

PermaBase®
Cement Board

Installing it is a piece of cake.

GET IT @ MIDWEST TRADE TOOL

T RAZOR

NEW! TEC™

The Ultimate.
For ANY Large Tile Challenge

TEC® Ultimate Large Tile Mortar

emerald system

CUSTOMER'S COMPLETE SYSTEM OF ENVIRONMENTALLY RESPONSIBLE TILE AND STONE INSTALLATION PRODUCTS

Schluter Systems

DITRA-XL

Evolution of an Uncoupling Membrane
[Learn more](#)

Location: in a closet with a pail of hydroban and a pail of spectralock waiting to get out.
Posts: 6,790



09-24-2009, 07:58 PM

John Bridge
Mudmeister

Join Date: Mar 2001
Location: Houston, Texas
Posts: 58,654



Time to start talking business here, so y'all straighten up and pay attention. 😊

#154

Patti and I are going to start making our way toward the Carolinas in the morning. We're planning a stop at Dollywood (Pigeon Forge, Tennessee) on the way. We'll keep you posted as we go along. We'll be somewhere in Arkansas by tomorrow evening.

And when I finally get to CTEF I don't want to see any out-of-shape tattooed tile setters dressed in tutus even if they ARE Schluter orange. 🙄

* * * * *

[Tile Your World, the Book -- also, The Kerdi Shower Book](#) 😊
[Important Instructions for Newbies](#)



The Tile and Stone Magazine for Consumers!

Naked Shower Video

NEW!
LATICRETE
SpectraLOCK PRO
PREMIUM Grout

Noble Seal
Sheet
Membranes

Advertise Your Site
[Click Here For Info](#)

Financial
Advisor
Careers
Raymond James
Offers 5
Business Models.
Which One Is
Best For You?
[RaymondJames.com/...](#)



09-24-2009, 09:02 PM

Mountain Tile
Tile Contractor -- Northeastern PA.



Join Date: Apr 2006
Location: Northeastern PA
Posts: 2,711

Damn! Who told you about the TuTu's?

#155

Chuck

[Northeastern Pennsylvania Tile & Marble Installation](#)



09-24-2009, 10:26 PM

silvercitytile
Registered User



Join Date: Nov 2007
Location: silver city
Posts: 5,290

biddness it is JB.. so how bout (In-shape)tattooed tile setters in (kneepads) 🙄
and really what do i bring? i'm bringing my kneepads anyway.. i'll leave the tattoos 🙄

#156

🙄 jeff aka papi chulo. "I'll make you famous!"(William H. Bonney aka Billy The Kid)



Schluter Kerdi and Ditra installer in Southern New Mexico
Castillo Construction



09-25-2009, 04:13 AM

opiethetileman
Registered User



Join Date: Jan 2004

well at least I can say one thing i didnt start it HEHEHE. as marge said its a heard of weird ctas and mastic sniffers going in to coral. I am sure everyone will be shocked by my manners i actually have them.

#157

Posts: 899



07-16-2008, 02:24 PM

dgunnels

Veteran Member - S.W. Georgia



Join Date: May 2006
Location: SOWEGA
Posts: 2,386



07-16-2008, 03:11 PM

ceramictec

Tampa Florida Tile Contractor



Join Date: Oct 2007
Location: Tampa, Florida
Posts: 20,954

If you meet at a Shulter class can you wear **orange** in the wedding? 🤔 🤔

#7

Neesie

"Indecision may or may not be my problem."

Quote:

She said the track chaplain married them! I didn't know there was such a thing. Do football stadiums have their own preachers?

#8

all races are started with a prayer for the racers & crew.

does a Chaplain, Preacher or Priest say the invocation at the beginning of a game ?

the Waffle house wedding beats the gas Station....it's just so redneck.

and thank God that didn't happen in Florida.
I would never hear the end of it. 😊

Brian

.....
...[Tampa Florida Tile & Marble Installation](#)
..... Check out our Blog
Florida Installer of Schluter Kerdi, Kerdi-Board & Ditra
Florida Installer of Laticrete HydroBan & HydroBarrier
....."Waterproof Tile Showers"
.....Porcelain - Travertine - Ceramic - Glass Tile



Post Reply

Search



<< [Previous Thread](#) | [Next Thread](#) >>

Posting Rules

- You **may not** post new threads
- You **may not** post replies
- You **may not** post attachments
- You **may not** edit your posts

BB code is **On**
Smilies are **On**
[IMG] code is **On**
HTML code is **Off**

Forum Jump

The Mud Box Go

All times are GMT -6. The time now is 11:57 AM.

[Contact Us](#) - [Forum Home Page](#) - [Archive](#) - [Top](#)



Welcome to John Bridge / Tile Your World, the friendliest DIY Forum on the Internet

Buy Now at the TYW Online Store!

BUY JOHN BRIDGE'S NEW BOOK "TILE YOUR WORLD".

Click Here at www.tileyourworld.com/catalog



Visit Our Advertisers!

Buy John Bridge's Books Buy a TYW Shirt

Ceramic Tile Advice Forums - John Bridge Ceramic Tile > Tile & Stone Forums > Professionals' Hangout > Felker FPC-28

User Name [User Name] [Remember Me?] Password [] [Log in]

- FAQ TYW Store Members List Liberry Today's Posts Deflecto Search Tile Calculator Register [New Here? Read This]

Sponsors



SUCCESSFUL TRANSITION RAYMOND JAMES

Post Reply

Page 2 of 2 < 1 2

Thread Tools Search this Thread

11-26-2007, 10:08 PM

#16

stullis

Flooring Installer

Join Date: Mar 2002 Location: Home of Sinclair Lewis, Sauk Centre, MN Posts: 3,218

Hey Tracy what's that blue stuff on the floor? I don't see no orange.

Scott

11-27-2007, 06:15 AM

#17

Bellsfloors

Tile and Flooring Contractor



Join Date: Aug 2003 Location: Kansas Posts: 1,027

Scott,

Mr Schluter and Eric would both be proud trust me. Blue stuff in the lobby and orange stuff in the ATM main entry. Shouldn't be any fights though, Gotta main entry door keeping them seperated.

Tracy

Flooring-Tile-Waterproof Showers www.AttentionToPerfection.com

04-20-2008, 09:54 AM

#18

Gammason

Registered User

Join Date: Aug 2007 Location: Florence, Oregon Posts: 30

Hey Terry,

I'd be curious to know if you were pleased with your purchase after you've had a chance to use the thing. I'm thinking about getting one for this 20" tile job coming up.

Thanks!

Scott

04-20-2008, 06:26 PM

#19

Bellsfloors

Scott,

Chuck S

[No curb, walk-in shower.](#)



10-08-2007, 01:32 PM

#66

[Derek Wendelken](#)

Registered User



Join Date: Mar 2006
Posts: 114

Thanks Chuck!

I'll use the pre-formed corners and will go with the order you suggest.

Maybe I can begin to get something **orange** on the walls now!

Many thanks...Derek 😊



10-09-2007, 06:17 PM

#67

[Derek Wendelken](#)

Registered User



Join Date: Mar 2006
Posts: 114

Seeing Some Orange...Can I be This Slow??

Hi Folks,

Well in the past 2 days I got some **orange** on the walls...but man, am I ever slow! 😊

I have 4 inside wall/wall junctions, 8 1/2' high. Started with Kerdi-band in those seams and cut the height in half (advice from others not to try too much at once...good advice). Took me approx. 2 hrs. to get the 4 bottom pieces in (afternoon of day 1); same for top halves (morning day 2 - pic #1). Then this afternoon, it took me close to the same (2 hrs.) to get two 41" pieces of Kerdi up on one wall plus Kerdi-band at the junction (pics #3/4).

Now I am working by myself, so I'm doing all the measuring/cutting/mixing/cleaning/etc./etc. But man this seems slow!

Two things I'm struggling with:

1) how to gauge the right amount of thinset to mix for the area of Kerdi I THINK I can apply with one mix! I know, this is an experience thing, right? (I've wasted over 1/4 sack of Ditraset so far!)

2) how to spread/comb the thinset faster? Right now I'm using a margin trowel to scoop the thinset out of the bucket; then onto a flat steel trowel to spread. Then following up with the notched trowel to comb after everything is spread. I guess this another experience thing!

Anyway, I'll keep at it...see what I can get done tomorrow.

Any advice always appreciated!

Derek

(PS: I found a new great Kerdi tool...pic#4)

[Attached Images](#)



02-23-2011, 06:38 PM

John K

Registered User

Join Date: Jul 2001
Location: Southeast U.S.A.
Posts: 3,983

Another "blue" shower. And the **orange** fades away in the sunset.....☹

www.precisiontilestone.com

#8000



02-23-2011, 06:48 PM

ceramictec

Tampa Florida Tile Contractor



Join Date: Oct 2007
Location: Tampa, Florida
Posts: 20,953

Quote:

Originally Posted by **John K**
Another "blue" shower. And the **orange** fades away in the sunset.

nahh, not for me, I like them both, different animal for a different job. I have 2 Kerdi's coming up and 1 HydroBarrier.

Brian

.....
.....Tampa Florida Tile & Marble Installation
.....Check out our Blog
.....Florida Installer of Schluter Kerdi, Kerdi-Board & Ditra
.....Florida Installer of Laticrete HydroBan & HydroBarrier
....."Waterproof Tile Showers"
.....Porcelain - Travertine - Ceramic - Glass Tile

#8001



02-23-2011, 07:15 PM

Chad Deiter
Construction

Making Cents of It All



Join Date: Aug 2007
Location: Menifee , California
Posts: 3,185

Same here just picked up Schluter Drain,membrane and kerdi-band for tomorrow. I like both just deSpends on the project. ☺

Chad from CDC54.com ☺ " You Dream It and We Create It "
[Southern California Custom Tile and Stone Installation](#)

#8002



02-23-2011, 07:32 PM

custombuilt

Tile and remodeling contractor


Join Date: Jan 2007
Location: Quincy, IL
Posts: 2,618

Here is a little mudding I did today to get my fireplace ready for some imperial marble tomorrow.

I didn't protect the carpet because I am tearing it out next week and installing hardwood.

[Attached Images](#)

#8003



Thanks,
Walt



09-12-2007, 03:37 PM

#19

[kcas72](#)

Registered User

Join Date: Sep 2007
Location: Long Island, New York
Posts: 136

This is no way to run a job site. Where's the coffee and the smokes? LOL.

Thanks,

Kevin.



09-12-2007, 04:00 PM

#20

[Waltman](#)

Registered User

Join Date: Aug 2007
Posts: 40

No more smokes. Gave 'em up 3 years ago...best thing I EVER did!

Thanks,

Walt




09-12-2007, 08:28 PM

#21

[Brian in San Diego](#)

AC Specialist -- Schluterville Graduate



Join Date: Oct 2005
Location: San Diego, CA (Northwest part of the city)
Posts: 10,759

Walt,

Doesn't appear you got many answers to your post #16, so I'll see if I can help you out.

1. If you're going orange on the walls, why not go ORANGE all the way? I would use Ditra for your underlayment.
2. If you elect not to GO ORANGE, then 1/4" hardiebacker would work.
3. Use the Hardie backer screws should you decide to go that route, but did I mention DITRA?
4. & 5. I was going to talk to you about that, but now that you've mentioned it, 5/8" subfloor is the minimum recommended by Schluter or the TCNA for laying ceramic tile over 16" OC joists. That's assuming new perfect plywood. I would highly recommend you add a layer of 1/2" minimum to your existing floor of CC or better exterior grade plywood. If you're willing, 5/8" would be better.
6. To the underlayment
7. Depends on factors beyond my control. You'll more than likely have to undercut the door. I think I need more info. Is this to areas not being tiled? Then I think you'd be looking at a transition rather than a threshold.
8. What are you blocking?
9. Yes, I would insulate it.
10. See question 8.
11. Definitely not. You only want one vapor barrier in a system and the kerdi provides that.

Get the kids started early, that's what I say. My son used to help me on A/C jobs when he was five. At 31, he helped me with my mud bed for my shower.

Brian

Brian

As for substrate of more heavy construction geocomposites, yeah they are suited, but would be overkill - too much material for so little need. Though, I'll have to pull up some photos of the geocomposite materials that have been around a long time and post them. You very quickly see where Schluter adapted the technology to develop their product for this market. Definitely a good show for them!



02-01-2006, 05:14 PM

#5

John Bridge

Mudmeister

Join Date: Mar 2001
Location: Houston, Texas
Posts: 58,654



Hi Rob,

Some of the reasons have been mentioned, but the single biggest reason Schluter products are as pricey as they are is because of the training and product support that is provided on a continuous basis by the company. CX mentioned the Noble Company, whose products are priced similarly, and whose product support and training initiatives are also well known. Manufacturing costs are indeed low, and a few knock-offs have surfaced within the past few years. But try to find technical information on those products. 😊

* * * * *

[Tile Your World, the Book](#) -- also, [The Kerdi Shower Book](#) 😊
[Important Instructions for Newbies](#)



The Tile and Stone Magazine for Consumers!



02-01-2006, 06:07 PM

#6

CX

da Home-builder -- Moderator-at-Large



Join Date: Jul 2001
Location: Boerne, Texas
Posts: 54,526

Ah, so I didn't know my apples from my oranges, eh?

Ain't never kept me from commentin' on nobody's **orange** crop, though, as you may have already noticed. 🍊

CX



The Tile and Stone Magazine for Consumers!

[MAKITA TOOLS..... Y'ALL NEW VISITORS READ THIS HERE! HUNT ELK & IBEX IN NEW MEXICO](#)
[test note](#)



02-01-2006, 06:36 PM

#7

jdm

Registered User



Join Date: Dec 2004
Location: South Joisey
Posts: 5,217

Hasn't Schluter cornered the **orange** market in the tile business? 😊

jeff

Go **Rutgers!**



[Post Reply](#)

Search



MAKITA TOOLS..... Y'ALL NEW VISITORS READ THIS HERE! HUNT ELK & IBEX IN NEW MEXICO [test note](#)



04-06-2011, 07:58 PM

#11

dhagin

builder, anti-builder, rebuilder
-- Moderator

Join Date: Mar 2009
Location: western wa
Posts: 5,600

I got mine at Dal, the onlyist dryset they had. They had white too, I got gray.

dana

"the road to hell is paved with osb"



04-06-2011, 08:01 PM

#12

tileguy_n_ky

Tile Contractor Central Ky Area



859-983-6087

Join Date: May 2005
Location: Lexington, KY
Posts: 1,351

Same as Dana, at Daltile. From talking to local Custom Rep, will only be available at distributors. Homer will get it when/if they get the spider mat. That is what I was told, take it at your own risk. It is about \$4 a bag cheaper than Ditra-set and same as Kerabond, locally.

Greg Hiens
Hiens Tile & Stone
ghiens@mac.com
859-983-6087
Certified Renovator #LERRP1003418
Certified Firm #NAT-24630-1



04-06-2011, 08:06 PM

#13


dhagin

builder, anti-builder, rebuilder
-- Moderator

Join Date: Mar 2009
Location: western wa
Posts: 5,600

looks like Schluter **orange** to me.

[Attached Images](#)



dana

"the road to hell is paved with osb"



04-06-2011, 08:40 PM

#14

Obie1

Tile Contractor



Join Date: Nov 2009
Location: Santa Barbara, Ca
Posts: 214

I try to go with Laticrete products whenever possible.

-Obie
<http://www.elitetileworks.net/>



Bart

12-04-2009, 06:11 PM

#22

Bart Simpson

Registered User

Join Date: Nov 2009
Posts: 60

Quote:

Originally Posted by **cx**
*Ditra is orange.
The blue you see there is the Blanke product.*

You missed my sarcasm of two manufacturers chasing the same dollars/yens with the same manufactured propaganda.

Bart

12-04-2009, 06:13 PM

#23

jgleason

Moderator - Computer Guy



Join Date: Mar 2004
Location: Weare, NH
Posts: 7,473

The uncoupling is not provided by the detachment of the fleece from the Ditra. It's all about the design of the waffle pattern and the spaces it creates.

Uncoupling doesn't mean not attached, if it did then you wouldn't need to bother thinsetting it down now would you? 😊

Joe My Shower Project -- My Kitchen Project

12-04-2009, 06:37 PM

#24

Bart Simpson

Registered User

Join Date: Nov 2009
Posts: 60

Quote:

Originally Posted by **joe**
The uncoupling is not provided by the detachment of the fleece from the Ditra. It's all about the design of the waffle pattern and the spaces it creates.

What difference does it make where the "uncoupling" takes place? If it does make any difference, I'd just as soon it take place in the substrate rather than just below/between the tiles.

Quote:

Originally Posted by **joe**
Uncoupling doesn't mean not attached, if it did then you wouldn't need to bother thinsetting it down now would you?

So as long as the "uncoupling" takes place below the tiles, it's all a matter of the grout holding the tiles down?

Bart

12-04-2009, 06:54 PM

#25

jgleason

Moderator - Computer Guy



Join Date: Mar 2004

Quote:

Originally Posted by **Bart**
So as long as the "uncoupling" takes place below the tiles, it's all a matter of the grout holding the tiles down?

If this were true then you would simply lay down a sheet of plastic, your tiles and then grout them.

WendyHMN

Amateur Jack of All Trades



Join Date: May 2010
Location: Minnesota
Posts: 1,683

And I was lucky enough to find a master electrician at Lowes one time. He went over my steam wiring plans, approved my choice of cable and even told me several places to go to get the special 40amp 220V GFCI breaker I'm going to need.

Mind you, I've also had some total idiots at both the big boxes. The kind who gave disinformation and couldn't even tell me whether they carried something, much less where to find it in the store.

Wendy

Orange belt DIYer. I know just enough to be dangerous.

10-21-2010, 08:38 AM

CabotAndRowe.com

Houston TX Kitchen & Bath Remodeling



Join Date: Oct 2009
Location: Houston Texas
Posts: 11,770

Its not "ditra" its "that waffley orange stuff"

Paul.

Houston TX area Kitchen & Bath remodeling

<http://CabotAndRowe.com>

#45



Page 3 of 4 < 1 2 3 4 > ↗

Search



« Previous Thread | Next Thread »

Posting Rules

- You **may not** post new threads
- You **may not** post replies
- You **may not** post attachments
- You **may not** edit your posts

BB code is **On**
Smilies are **On**
[IMG] code is **On**
HTML code is **Off**

Forum Jump

Tile Forum/Advice Board

Go

Similar Threads

Thread	Thread Starter	Forum	Replies	Last Post
building a shower	ketchikan81	Tile Forum/Advice Board	2	01-28-2009 07:59 PM
Building a shower	sha66	Tile Forum/Advice Board	5	01-23-2008 07:01 PM
Removing shower insert and building bigger, tiled shower???	ThisWasProbablyABadIdea	Tile Forum/Advice Board	9	09-21-2007 09:48 PM
Building a Shower	GlennLax	Tile Forum/Advice Board	1	03-09-2006 04:04 PM
building shower	mikeman1	Tile Forum/Advice Board	10	04-06-2004 04:26 PM

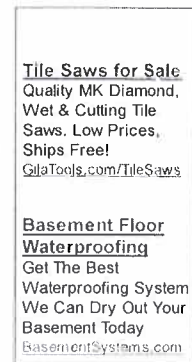
All times are GMT -6. The time now is 02:01 PM.

Posts: 6,712

thinsets on top of the membranes).

If you can tear someone, scratching and screaming, away from their traditional methods, most would see the light.

Jim DeBruycker
Longtime lurker, avid DIY'er



05-02-2009, 06:50 PM

ceramictec
Tampa Florida Tile Contractor



Join Date: Oct 2007
Location: Tampa, Florida
Posts: 20,944

Quote:

lay Ditra and tile in like 8 hours total. Grouted it in 2 additional hours....Done

you grouted it same day?
or the 2 hours another day?

Brian
.....
...Tampa Florida Tile & Marble Installation
.....Check out our Blog
Florida Installer of Schluter Kerdi, Kerdi-Board & Ditra
Florida Installer of Laticrete HydroBan & HydroBarrier
....."Waterproof Tile Showers"
.....Porcelain - Travertine - Ceramic - Glass Tile

05-02-2009, 09:33 PM

Snets
Professional Weekend Warrior



Join Date: Dec 2008
Location: Northern California
Posts: 290

Next day after work, over 24 hrs. dry time. Thanks, that was misleading.

Snets
My Kerdi Shower Project
Always look in the LIBERRY

05-02-2009, 10:42 PM

sandbagger
Registered User



Join Date: Mar 2005
Location: Tucson, AZ
Posts: 5,614

WHEW! for a minute I thought we had another graduate of the Big Orange. ☺

-art-

"The Constitution is not an instrument for the government to restrain the people, it is an instrument for the people to restrain the government -- lest it come to dominate our lives and interests."

Patrick Henry



Search



<< Previous Thread | Next Thread >>

Posting Rules



Forum Jump
Tile Forum/Advice Board

Go

Welcome to **John Bridge / Tile Your World**, the friendliest DIY Forum on the Internet



Never Seal Grout Again!
Grout Additive for Ultimate Stain Protection
miraclegroutshield.com

GROUT SHIELD
APPRECIATE

MIRACLE Sealants Company
Serving the Tile & Stone Industries for 26 Years
miraclosealants.com

Visit Our Advertisers!

Buy John Bridge's Books Buy a TYW Shirt

Ceramic Tile Advice Forums - John Bridge Ceramic Tile > Tile & Stone
Forums > Professionals' Hangout
I'm a little confused

User Name User Name Remember Me?
Password Log In

Sponsors

- FAQ
- Members List
- Today's Posts
- Search
- Register
- TYW Store
- Liberry
- Deflecto
- Tile Calculator
- [New Here? Read This]

NEW! TEC
The Ultimate.
For ANY Large Tile Challenge
TEC® Ultimate Large Tile Mortar

emerald system
CUSTOM'S COMPLETE SYSTEM OF ENVIRONMENTALLY RESPONSIBLE TILE AND STONE INSTALLATION PRODUCTS

Schluter Systems
DITRA-XL
Evolution of an Uncoupling Membrane
Learn More
Naked Shower Video

NEW!
LATIGRETE
SpectralOCK® PRO PREMIUM Grout

Noble N Company
NobleSeal® Sheat Membranes

TUSCAN
LEVELING SYSTEM
Professional Preferred
TuscanLeveling.com

Post Reply

Page 3 of 5 < 1 2 3 4 5 >

Thread Tools Search this Thread

#31

04-23-2011, 10:51 AM

jondon
JD Tile

Quote:

posted by Levi:
Isn't that what Ditra set is Jon?



Join Date: Dec 2008
Location: Near Hershey, PA
Posts: 3,435

Yes, Ditra-Set is made by Bostik, they teamed up with Schluter hence the name of the thinset. Made the bag white & orange. Teaming up with Bostik or if they have done the same with Custom is a way for Schluter to get a piece a the piece so to speak on the unmod. thinset they want you to use over ditra, or kerdi. Ditra-set is just glorified unmod. thinset, with a catchy name and pretty package. If they teamed up with Custom then you'll have the same kind a thing. Unmod. on Ditra I use Lat. 317, but hey to each they're own

I used Ditra-set years ago when I started using ditra but can't see of any difference from any other unmod. thinsets I have used.

Jon, a DIYer turned Tile Contractor



I have been where most of you are and went on to do something most of you won't

#32

04-23-2011, 10:53 AM

pgc555
Remodeling Contractor

Isn't Custom who makes the "New" Spiderweb? Isn't that their version of DITRA?
Why should they produce a product to use with another company instead of just promoting their own product line?




Join Date: Aug 2009
Location: Chicago NW Burbs
Posts: 201

<http://www.cbinsights.com/FeaturePr...spx?image-link>

Anybody ever try it yet?

Phil

#33



Advertise Your Site
Click Here For Info

Floor Installation- Sears
18 mo. no interest on new flooring. Get your free estimate today!
[SearsHomeServices.c...](#)
Lowe's® Accessible Home
Make Your Bathroom Convenient & Accessible With Help From Lowe's®!
www.Lowes.com

04-24-2011, 04:05 PM

John Bridge
Mudmeister

Join Date: Mar 2001
Location: Houston, Texas
Posts: 58,654

Okay, Schluter has no thin-set aggrement with Custom, and visa versa. Custom has come out with a new product to be used with uncoupling mats, theirs and everyone else's. They apparently mention Ditra in their literature.

Word is the new thin-set is great stuff. I haven't had my hands on it, though. 😊

Edit: It's called Uncoupling Mat Mortar. It's un-modified and specified by Custom Building Products for Schluter Ditra. Since it's a dry-set it will meet with Schluter's specs as well. I'm out of business, but I wonder if someone else would get hold of some of this stuff and give it a try. 😊

Here it be: <http://www.custombuildingproducts.co...er=pro&lang=en>

* * * * *

Tile Your World, the Book -- also, The Kerdi Shower Book 😊
Important Instructions for Newbies



The Tile and Stone Magazine for Consumers!

Last edited by John Bridge; 04-24-2011 at 08:53 PM.



#34

04-24-2011, 05:02 PM

dhagin
builder, anti-builder, rebuilder
-- Moderator

Join Date: Mar 2009
Location: western wa
Posts: 5,599

Mark & Jeff-

I'm a little behind on this, but Ultralite over Kerdi? Little tiles or big? or both? I like it but it smells like it's half latex.

now i'm confused 😊

again 🌐

dana

"the road to hell is paved with osb"



#35

04-24-2011, 10:54 PM

silvercitytile
Registered User



Join Date: Nov 2007
Location: silver city
Posts: 5,290

coulda told u that 3 months ago JB, I got 15bags at the shop. looking foward to using it next week Pics will come. 😊

👉 jeff aka papi chulo. "I'll make you famous!"(William H. Bonney aka Billy The Kid)



Schluter Kerdi and Ditra installer in Southern New Mexico
Castillo Construction



#36

04-25-2011, 08:14 AM

John Bridge

Mudmeister

Join Date: Mar 2001
Location: Houston, Texas
Posts: 58,654



So why DIDN'T you tell me three months ago? ☹

I'll be waiting for your report.

* * * * *

[Tile Your World, the Book -- also, The Kerdi Shower Book](#) 😊
[Important Instructions for Newbies](#)



The Tile and Stone Magazine for Consumers!



04-25-2011, 01:18 PM

#37

tileguy80

Registered User

Join Date: Jan 2005
Location: Woodstock, Ga
Posts: 139

I have been using the uncoupling mat mortar for about 3-4 months now. It is my new favorite mortar. It seems like it is just like versabond just no polymers. Mixes up real smooth and creamy and work good as a medium bed if you make it a tad on the thick side

Jason



04-25-2011, 03:56 PM

#38

jondon

JD Tile



Join Date: Dec 2008
Location: Near Hershey, PA
Posts: 3,435



So does it do like the name say and uncouple the mat ☹

Juss looked at the specs. Funny how the bag has Orange on it but:

Quote:

per the specs:

SCHLUTER® and DITRA® are registered trademarks of Schluter-Systems KG. Schluter and Ditra are used for identification purposes only. Custom Building Products in no way implies that this product has been manufactured, licensed or authorized by Schluter-Systems KG

I see it is not a lightweight thinset which I really like. Bummer. ☹

Nice stratchedy to advertise it to be used with the Schluter products and put the orange into the bag design. This way if they're SpiderMan Mats don't sell they will still be able to sell the Mat Mortar. Maybe Laticrete should incorporate some orange into they're bags a unmod ☹

Are there any guidelines these manufacturing companies have to follow when designing new bags as to colors? ☹

Jon, a DIYer turned Tile Contractor



I have been where most of you are and went on to do something most of you won't



04-25-2011, 04:53 PM

#39

John Bridge

Mudmeister

Join Date: Mar 2001
Location: Houston, Texas

Anyone interested in writing up a product review article to post on JB.com?



* * * * *

Join Date: Sep 2008
Location: Portland, OR
Posts: 2,656



05-13-2010, 06:40 PM

opiethetileman
Registered User



Join Date: Jan 2004
Location: in a closet with a pail of hydroban and a pail of spectralock waiting to get out.
Posts: 6,790



05-13-2010, 07:00 PM

jondon
JD Tile



Join Date: Dec 2008
Location: Near Hershey, PA
Posts: 3,435



05-18-2010, 05:38 AM

tileman2000
New England Tile Man



Join Date: Dec 2006
Location: Connecticut
Posts: 1,260



05-18-2010, 07:45 AM

jondon
JD Tile



Join Date: Dec 2008
Location: Near Hershey, PA
Posts: 3,435



hahhaaa the orange prison jump suit not so funny.....if ya was on facebook then ya would know whats been going on with me lately.i am tending to keep my private life off the forums and over there.....but lets just say i almost had a set this week with my numbers on them no lie.....

no i dont want to have issues with the kerdi board class just would like it to arrive before santa comes down the chimney

Jeremy, how'd ya guess

Opie, no worries, we'll make sure they have all them gang showers kerdied and you can be the one leading the charge with your Orange Jumper. I can see your cell mate now, Bubba, your helper, he's like Dan...bendover and put that kerdi down.....

Jon, a DIYer turned Tile Contractor



I have been where most of you are and went on to do something most of you won't

It was supposed to be released at the beginning of this year,but that didn't happen.Now they're saying it could be anytime now.I'm going to the seminar in June so I can get my hands on the boards.

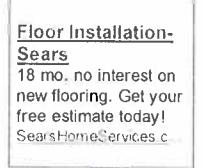
Michael

Quote:

posted by Michael

Now they're saying it could be anytime now.I'm going to the seminar in June so I can get my hands on the boards.

Yes I went and checked on the seminars and they gottem all over in June, so I can wait. I already have access to a similar product so no rush. Though I didn't get any confirmation on my request so guess I will have to call Marci, which I don't mind, she is a very nice gal



#109

#110

#111

#112

Jon, a DIYer turned Tile Contractor



I have been where most of you are and went on to do something most of you won't



05-18-2010, 08:28 AM

#113

Shaughnn

Tile Contractor & Trowel Monkey



Join Date: Jan 2004
Location: Kent, Washin'ton
Posts: 11,273

I just confirmed with one Seattle supplier that Kerdi-board did NOT ship yesterday. They are expecting a phone call when the truck hits the road. I'll get a call after that.
It's like the build up before Christmas morning, and then they move Christmas on ya!! 😊
Shaughnn

Capua Custom Tile & Stone; Seattle, Washington
Card-carrying Schluter Systems installer
Certified WEDI Board installer

"When it shall be said in any country in the world, 'My poor are happy...the streets free of beggars, the aged not in want, the taxes not oppressive, the rational world is my friend because I am a friend of happiness,' then may that country boast of its constitution & govt." - Thomas Paine



05-18-2010, 04:40 PM

#114

opiethetileman

Registered User



Join Date: Jan 2004
Location: in a closet with a pail of hydroban and a pail of spectraLock waiting to get out.
Posts: 6,790

i called the orange hospital today mid june and they could not set a date on that.....and that was the horses mouth schulter them selfs.....said they are having issues with the new plant.....so who knows.....until then im on a new plan its called STFU and then it will come right



05-18-2010, 04:46 PM

#115

jondon

JD Tile



Join Date: Dec 2008
Location: Near Hershey, PA
Posts: 3,435

Dan, yes I would have to agree, abstinence is the best way to go at this time till they actually build the plant and get it up and running. I heard they are looking for Quality Control Inspectors.....ya interested 😊

Jon, a DIYer turned Tile Contractor



I have been where most of you are and went on to do something most of you won't



05-18-2010, 04:49 PM

#116

John Bridge

Mudmeister

Join Date: Mar 2001
Location: Houston, Texas
Posts: 58,654



All I can say is, you guys are really going to like Kerdi-board when you get it. 🙄

I talked with the guy in charge down at Coverings and asked if I could safely say it would be distributed by the end of May. I got a tentative yes, so tentatively, I'll say I think you'll have access by the end of May. 😊

I'm attending the June 4 Kerdi-board Seminar here in Houston. Right after that Patti and I are heading toward Schluter headquarters in Upstate N.Y. They'd better have things on track by then, or I'll turn Patti loose on 'em. 🙄

* * * * *

[Tile Your World, the Book -- also, The Kerdi Shower Book](#) 😊

[Important Instructions for Newbies](#)



The Tile and Stone Magazine for Consumers!



05-18-2010, 04:53 PM

#117

jondon

JD Tile



Join Date: Dec 2008
Location: Near Hershey, PA
Posts: 3,435



Quote:

Posted by JB
All I can say is, you guys are really going to like Kerdi-board when you get it.

Allz I can say is with a statement like that, I don't think Dan is gonna be able to live up to his STFU new policy, in fact he'll probably be here shortly, all hot and bothered. 🙄

Jon, a DIYer turned Tile Contractor



I have been where most of you are and went on to do something most of you won't



05-18-2010, 05:07 PM

#118

ob1kanobee

Registered User



Join Date: May 2006
Location: Deland, FL.
Posts: 3,638

I just signed up for the one in Jacksonville. I watched the video and now I am curious why they are going around just about everywhere putting orange boards on the walls.

Should be interesting if it catches on. So in a way, tile guys will eventually become orange board handlers as well, like drywallers. Stuff looks kinda thick. I'm not quite sure what all the fuss is about so I am just going to have to go find out for myself. 🙄

Ben

Rule number one in life: You go with what you got, imperfections and all.



05-18-2010, 05:09 PM

#119

jondon

JD Tile

Ben,

Comes in varied thicknesses.



Jon, a DIYer turned Tile Contractor

Join Date: Dec 2008
Location: Near Hershey, PA
Posts: 3,435



I have been where most of you are and went on to do something most of you won't



05-18-2010, 07:03 PM

#120

opiethetileman
Registered User



john I talked to orange land today via speaker phone.....no may they said june and cant give a exact date.....my others ears heard them say the same thing mid june and no set date because of problems with the plant that was from a orange employee.....yeah i think we all will like it.....just sucks I have a countertop to do and would profit using it in that applictiaon but I can not wait weeks so its gonna be 2 layers of 3/4 ply to 1/2 hardi.....

Join Date: Jan 2004
Location: in a closet with a pail of hydroban and a pail of spectralock waiting to get out.
Posts: 6,790



Post Reply

Page 8 of 15 << First < 6 7 8 9 10 > Last >>

Search



<< Previous Thread | Next Thread >>

Posting Rules



You **may not** post new threads
You **may not** post replies
You **may not** post attachments
You **may not** edit your posts

BB code is **On**
Smilies are **On**
[IMG] code is **On**
HTML code is **Off**

Forum Jump

Professionals' Hangout

Go

Similar Threads



Thread	Thread Starter	Forum	Replies	Last Post
Laticrete Seminar	Hamilton	Professionals' Hangout	4	11-21-2007 08:57 PM
NTCA Seminar	pitterpat	Professionals' Hangout	1	09-24-2005 06:25 PM
N T C A Seminar	rj	Professionals' Hangout	6	08-30-2002 09:44 PM

All times are GMT -6. The time now is 02:07 PM.

[Contact Us](#) - [Forum Home Page](#) - [Archive](#) - [Top](#)


Powered by vBulletin® Version 3.7.4
Copyright ©2000 - 2011, Jelsoft Enterprises Ltd.
Copyright 2009 John Bridge & Associates, LLC

Actually need to build the knee wall as well, and going to a large shampoo bottle niche is that (I know it is better to have them high up - will just have to make sure it slopes a bit and waterproof it really well).

Eric



#19



#20



#21

12-08-2010, 02:56 PM

Eric Thut

Registered User

Join Date: Dec 2010
Location: Kansas City, MO
Posts: 31

building the best curb possible

Next Question

I think I know the answer to this one but...

Before I cam here and drank the orange Koolaid i was going to do a liner pan - and never having done one before was going with the quick pitch and Kirb Perfect sytem - and have had those sitting in my closet for awhile.

1) Now that my orange was delivered today is there any advantage with going with a mud curb? Or stick with 2x4s and drywall?

See this video for how they do it - <http://www.youtube.com/watch?v=fsL2dNYZcT0>

2) I didn't notice in the video but I assume I should slope the top of the curb a bit - what is the best way to do that?

3) - what height should my pre kerdi curb be? I am planing on using 3x6 tiles on the walls (and the front of the curb),

4) did I mention how happy I am to have found this place. Maybe I should hold a drawing for whom to send my left over orange stuff.

Eric

12-08-2010, 03:15 PM

Brian in San

Diego

AC Specialist -- Schluterville Graduate



Join Date: Oct 2005
Location: San Diego, CA (Northwest part of the city)
Posts: 10,758

Eric,

If you are on a subfloor then you would use kiln dried 2x4s covered with drywall for your curb. Easy and quick. The top of the finished curb needs to be 2" above the height of the drain. For me it worked out to 3- 2x4s stacked atop one another. You can make it higher, but not less than the 2". I didn't consider the tile size. I made the curb the proper height and made the tiles fit. I sloped mine by shiming under the top 2x4. It only has to be slightly tilted toward the drain.

If you are on a slab then you should use bricks thinsetted to the slab.

Brian


Brian

If that doesn't work, I'll always think it should have.

12-08-2010, 03:24 PM

CabotAndRowe.com

Houston TX Kitchen & Bath Remodeling



1- the big advantage is they sell you a curb kit. (don't use the curb kit)

2- slope the top of the curb when setting the tiles

3- round these parts the top of the curb must be 2" above drain height. Not sure what your fair city requires.

4- We also like beer (them mostly) and banana bread (me mostly)



Join Date: Apr 2001
Posts: 18,422



04-16-2008, 10:06 AM

Lazarus

Texas Tile Contractor



Join Date: Oct 2006
Location: Beaumont, Texas
Posts: 3,688

Tile Calculator
New Here? Read this!

Just has a great (and extended) conversation with Anne. Talked a bit about the Ditra "Uber".....uh, I mean "XL" and some of the new trowels being offered by Schluter. Apparently John Alsbury, the Rep for Texas has moved on and has been replaced by Walter Felts. All in all, a great conversation. Gratifying to see a company go to the lengths they do to support and promote a company such as Schluter. Anne mentioned that they were hopeful that they can offer another seminar to John Bridge Forums sometime in the future.

"Good, Fast or Cheap. Pick Any Two..."

"Laz"

Avanti Tile & Marble



04-21-2008, 09:18 PM

ceramictec

Tampa Florida Tile Contractor



Join Date: Oct 2007
Location: Tampa, Florida
Posts: 20,945

leaving on Tues A.m. to head up the S.C. with my local Schluter Rep.

I cant wait.

will keep you posted and will post pictures, etc. 😊

Brian

.....

...Tampa Florida Tile & Marble Installation

.....**Check out our Blog**
Florida Installer of Schluter Kerdi, Kerdi-Board & Ditra
Florida Installer of Laticrete HydroBan & HydroBarrier
.....**"Waterproof Tile Showers"**
.....Porcelain - Travertine - Ceramic - Glass Tile

#454



Advertise Your Site
[Click Here For Info](#)

Direct Tile
Importer
Over 1 million sqft in stock daily ! Ceramic, Porcelain, Glass, etc
www.italiantileimporters.com

Floor Scale Info
Get Info On Floor Scale Access 10 Search Engines At Once.
www.info.com/FloorSc

#455

04-22-2008, 04:59 AM

ddmoit

Veteran DIYer -- Schluterville Graduate



Join Date: Dec 2006
Location: SW Michigan
Posts: 8,650

I'm sure I'm not the only one who envies you, Brian. Have fun, learn, and eat well!

Dan - a DIYer in St. Joseph, Michigan
Have you visited our Reference Library?

It is dangerous to be right when the government is wrong. ~ Voltaire

#456

04-22-2008, 05:05 PM

ceramictec

Tampa Florida Tile Contractor


Orange is oozing out of my ears already.
I learned and heard a good amount just on the ride up. 😊

Brian

.....

...Tampa Florida Tile & Marble Installation

#457



Bruce



09-11-2009, 06:04 PM

opiethetileman
Registered User

so if I get a orange one like that i am all set for schulter school 1 o 1

#5



Join Date: Jan 2004
Location: in a closet with a pail of hydroban and a pail of spectralock waiting to get out.
Posts: 6,790



09-11-2009, 06:21 PM

queuzeman
Nobody

Here you go, Dan.

#6



jenellecal

Registered User

Join Date: Aug 2007
Posts: 11

Thank you Dan and Dave.

Do you think I could use Redgard temporarily on the surface (several coats perhaps) THEN put down the Ditra when I'm ready to install the tile?

I don't think I'd like the surface of the Ditra either, to waffely.

Jenelle

02-01-2008, 02:23 PM

#6

jenellecal

Registered User

Join Date: Aug 2007
Posts: 11

I hate orange lol

02-01-2008, 02:33 PM

#7

Dave Taylor

Moderator - Veteran DIYer -- Schluterville Graduate



Join Date: Aug 2004
Location: St Marys County MD
Posts: 6,563

Jenelle.....

It's been my experience with RedGard that.... (as a product) it comes up and offn' a surface its painted over rather easily. It works OK under tile cause tile don't pick at it.... like us humans and our kitchen utensuls do.

Look at the Ditra waffles as some kinda' temporary water holdin' counter top functionality.... keeps water and other stuff from running on the floor till it kin' be soaked outta' them waffles with a sponge, or licked up by the cat :---)

Wonder if Noble Company makes a membrane that will work better for you.... click the "Noble Company" logo to the right.

Dave T (DIY'er)



Welcome to "Tile Your World", the friendliest forum on the net.

Last edited by Dave Taylor; 02-01-2008 at 02:40 PM.

02-01-2008, 02:37 PM

#8

ddmoit

Veteran DIYer -- Schluterville Graduate



Join Date: Dec 2006
Location: SW Michigan
Posts: 8,650

Of course a coating of porcelain tile over the Ditra would solve your problem. ☺

Dan - a DIYer in St. Joseph, Michigan

Have you visited our [Reference Library](#)?

It is dangerous to be right when the government is wrong. ~ Voltaire

02-01-2008, 02:39 PM

#9

jenellecal

Registered User

Join Date: Aug 2007
Posts: 11

Ya that would just about solve it huh?

Maybe I should just bite the bullet and get HD tile (ewww!)

I've got my heart set on Jasba tile. I need to get the trim pieces in to see if I really, really like it.

02-01-2008, 02:45 PM

#10

ceramictec

Tampa Florida Tile Contractor



Join Date: Oct 2007
Location: Tampa, Florida
Posts: 20,945

whats your favorite color ?

you have **Orange** Ditra, **Red** RedGard, **Blue** NobleSeal, **Black** Laticrete 9236 or **Light Grey** HydroBan.

did I miss any colors ?

Brian

.....
...[Tampa Florida Tile & Marble Installation](#)
.....[Check out our Blog](#)
Florida Installer of Schluter Kerdi, Kerdi-Board & Ditra
Florida Installer of Laticrete HydroBan & HydroBarrier
....."Waterproof Tile Showers"
.....Porcelain - Travertine - Ceramic - Glass Tile



02-01-2008, 04:06 PM

#11

jenellecal

Registered User

Join Date: Aug 2007
Posts: 11

Oh jeez, I have choices?? That's the same problem I have with picking tile.

Great!



[Post Reply](#)

Search



[« Previous Thread](#) | [Next Thread »](#)

Posting Rules



- You **may not** post new threads
- You **may not** post replies
- You **may not** post attachments
- You **may not** edit your posts

BB_code is **On**
Smilies are **On**
[IMG] code is **On**
HTML code is **Off**

Forum Jump

Tile Forum/Advice Board


[Go](#)

All times are GMT -6. The time now is 02:31 PM.

[Contact Us](#) - [Forum Home Page](#) - [Archive](#) - [Top](#)

Powered by vBulletin® Version 3.7.4
Copyright ©2000 - 2011, Jelsoft Enterprises Ltd.
Copyright 2009 John Bridge & Associates, LLC

Welcome to **John Bridge / Tile Your World**, the friendliest DIY Forum on the Internet



Visit Our Advertisers!

Buy John Bridge's Books Buy a TYW Shirt

Ceramic Tile Advice Forums - John Bridge Ceramic Tile > Tile & Stone Forums > Tile Forum/Advice Board
Trying to do 2 Kerdi showers...am I crazy or what???

User Name User Name Remember Me?
Password Log in

Sponsors



- FAQ
- Members List
- Today's Posts
- Search
- Register
- TYW Store
- Liberry
- Deflecto
- Tile Calculator
- [New Here? Read This]

Post Reply

Page 2 of 3 < 1 2 3 >

Thread Tools Search this Thread

12-19-2008, 10:43 PM

The Kid
Registered User

Years and years of R & D has concluded that you WILL be ok. ☺

Jeremy

www.buildingforward.net



Join Date: Sep 2008
Location: Portland, OR
Posts: 2,656

12-19-2008, 10:49 PM

ceramictec
Tampa Florida Tile Contractor

what stops it ?
2" of overlap and the flange itself.

Brian

.....
...Tampa Florida Tile & Marble Installation
.....Check out our Blog
Florida Installer of Schluter Kerdi, Kerdi-Board & Ditra
Florida Installer of Laticrete HydroBan & HydroBarrier
....."Waterproof Tile Showers"
.....Porcelain - Travertine - Ceramic - Glass Tile



Join Date: Oct 2007
Location: Tampa, Florida
Posts: 20,944

12-19-2008, 10:52 PM

CX
da Home-builder --
Moderator-at-Large

Welcome, smirkins. Please put a first name in a permanent signature line for us to use. ☺

And please keep all your project questions on this thread so folks can see what you're working on and what's been previously asked and answered.
Thanks.

It doesn't leak because it's orange. ☺



Join Date: Jul 2001
Location: Boerne, Texas
Posts: 54,498

That's the real reason. Schluter will give you a whole long spiel about the hydrophobic properties of the materials and how that defeats the capillary action of the thinset mortar between the pieces and how they've engineered it to work that way and tested it endlessly and Call'em: 800-472-4588. Don't cost nothin'. ☺

But it's really because it's orange.

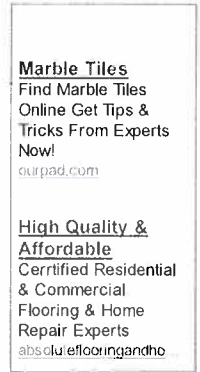
My opinion; worth price charged.

CX



The Tile and Stone Magazine for Consumers!

MAKITA TOOLS..... **Y'ALL NEW VISITORS READ THIS HERE!** **HUNT ELK & IBEX IN NEW MEXICO**test note



#19

#20

#21

#22



12-20-2008, 06:37 AM

smerkink
Registered User

Join Date: Dec 2008
Posts: 38

Thanks guys...I guess what is bothering me is the mortar between the Kerdi and the drain...thinking about water getting in there...you know...over analyzing...

Julie



12-20-2008, 07:39 AM

ceramictec
Tampa Florida Tile Contractor



Join Date: Oct 2007
Location: Tampa, Florida
Posts: 20,944

well remember your not leaving a 1/4" thickness of thinset in between the sheets, your actually troweling most of it out so they really isn't too much in there.

Brian

...
Tampa Florida Tile & Marble Installation

.....
.....**Check out our Blog**
Florida Installer of Schluter Kerdi, Kerdi-Board & Ditra
Florida Installer of Laticrete HydroBan & HydroBarrier
.....**"Waterproof Tile Showers"**
.....Porcelain - Travertine - Ceramic - Glass Tile



12-21-2008, 07:17 PM

smerkink
Registered User

Join Date: Dec 2008
Posts: 38

Ok, another question on one of the bathrooms....I'm trying to figure out spacing. The tiles I am using are 11 5/8 (odd sized I thought). The measurements for the shower are 36 1/2 sidewalls and 59 1/2 backwall and 93 1/2 tall. I would like to stagger the joints (I'm not sure what this pattern is called). I was thinking of using 1/8 grout spacing. Any suggestions? Thanks!

Julie



12-21-2008, 08:12 PM

ceramictec
Tampa Florida Tile Contractor



it's called "brick joint" and I just posted a picture of it on another thread.
the joint size is up to you, 1/8" is good, my customer wanted 1/4".

12-03-2009, 05:23 AM

#38

John K
Registered User

Join Date: Jul 2001
Location: Southeast U.S.A.
Posts: 3,983

Scott,

Do it orange and put Schluter logo on it and get them to send you an advertising check every month.

12-03-2009, 05:51 AM

#39

Scottish Tile and Stone
Ohio Tile Contractor..
Hydroban shower specialist

Then I might be stuck using their products exclusively.. ?

Scott.
Painesville Ohio



Join Date: Jun 2002
Location: Painesville Ohio
Posts: 5,053

Ohio Installer of Laticrete Hydroban, leak free showers.

www.scottishtileandstone.com
Laticrete hydroban showers
Mud set stone.

ditra kerdi stone showers waterproof mudset stone backsplashes glass tiles,laticrete, hydroban,ohio,cleveland,painesville,backsplashes,

12-03-2009, 06:16 AM

#40

John K
Registered User

Join Date: Jul 2001
Location: Southeast U.S.A.
Posts: 3,983

True 😊

12-04-2009, 06:14 PM

#41

tileguy n ky
Tile Contractor
Central Ky Area

Couple of days late, but here is my quad cab and work box on the back.



859-983-6087

Join Date: May 2005
Location: Lexington, KY
Posts: 1,350

