

**ACCESSORIAL CHARGES**  
MAY APPLY.  
SEE PAGE 7 FOR MORE DETAILS.

NeutralPosture

# SEATING

PRICE LIST
























**2022**  
September



## TABLE OF CONTENTS



















<b>CHAIR USES MATRIX</b> .....	<b>2</b>	<b>HIGH PERFORMANCE SEATING</b> .....	<b>16</b>	<b>WORKPLACE ACCESSORIES</b> .....	<b>112</b>
<b>N-TUNE SEATING SYSTEM</b> .....	<b>4</b>	Headrest Options .....	18	Keyboard Arms .....	114
<b>GUARDIAN</b> .....	<b>5</b>	Back Options .....	18	Keyboard Trays .....	114
<b>CONNEXION ARM</b> .....	<b>5</b>	Seat Options .....	18	Easy Combos .....	115
<b>SELLING POLICY</b> .....	<b>6</b>	Mechanism Options .....	19	Monitor Arms .....	116
Terms & Conditions .....	6	Arm Options .....	19	Forearm Supports .....	117
Ordering .....	6	1000 Series .....	20	Anti-fatigue Floor Mats .....	117
Prices .....	6	5000 Series .....	22	Tablet Holder .....	117
Taxes .....	6	6000 Series .....	24	CPU Holders .....	117
Lead Time .....	6	8000 Series .....	26		
Customer's Own Material (COM) .....	6	8000 Series – Tall & Skinny .....	28	<b>SIT/STAND</b> .....	<b>118</b>
Storage Fee .....	6	Big & Tall .....	30	StandUp .....	118
Compliance with Law .....	6	XSM – Extra Small .....	32	StandUp A1 .....	119
Shipping .....	7			<b>DESKS/TABLES</b> .....	<b>120</b>
Freight Damage .....	7	<b>TASK/CONFERENCE SEATING</b> .....	<b>34</b>	Features .....	120
Returns .....	7	Arm Options .....	36	Construction .....	120
Warranty Claims .....	7	Chair Mechanism Options .....	38	Surface Materials .....	120
Delay/Force Majeure .....	7	Stool Mechanism Options .....	39		
		Headrest Options .....	40	<b>OCCASIONAL</b> .....	<b>122</b>
		Connexion Arm .....	41	Round .....	122
		Balance .....	42	Square .....	123
		Cozi .....	44		
		Cozi Stool .....	46	<b>CONFERENCE</b> .....	<b>124</b>
		Cozi 24/7 .....	48	Oval .....	124
		Cozi Guest .....	50	Rectangle .....	125
		E-Series .....	52		
		Embrace .....	54	<b>DESKS</b> .....	<b>126</b>
		Embrace Guest .....	56	C-legs .....	126
		Icon .....	58	O-legs .....	126
		Knomi .....	60	T-legs .....	127
		Knomi Mesh/Mesh .....	62		
		NV .....	64	<b>SIT/STAND DESKS</b> .....	<b>128</b>
		Renati .....	66	Electric Height Adjustable .....	128
		Right Chair .....	68	Stand-biased .....	129
		Right Chair Stool .....	70		
		Right Chair Mesh .....	72	<b>SIT/STAND PACKAGES</b> .....	<b>130</b>
		Right Chair Mesh Stool .....	74	1000 Series Sit/Stand Packages .....	130
		Right Chair Guest .....	76	8000 Series Sit/Stand Packages .....	131
		U4ia .....	78		
		U4ia Stool .....	80	<b>SCREENS</b> .....	<b>132</b>
		U4ia Guest .....	82	Privacy/Modesty Panels .....	132
		Ulius .....	84		
		Ulius Stool .....	86	<b>UPHOLSTERY</b> .....	<b>134</b>
		Ulius Guest .....	88	Fabrics .....	134
				ESD .....	134
		<b>ACTIVE/GUEST SEATING</b> .....	<b>90</b>	Crypton .....	134
		Dice .....	92	Leathers/Faux Leathers .....	135
		Facet .....	94	Quick Ship .....	135
		<b>INDUSTRIAL/HEALTHCARE SEATING</b> .....	<b>96</b>	<b>GRADED IN FABRICS</b> .....	<b>136</b>
		AbChair .....	98	Arc Com .....	136
		Adapta Stool .....	100	Carnegie .....	137
		Geo .....	102	C.F. Stinson .....	138
		Graphite .....	104	Designtex .....	140
		Stratus Upholstered .....	106	Guilford of Maine .....	141
		Stratus Urethane .....	108	Luna .....	141
				Luum .....	142
		<b>STOOL OPTIONS</b> .....	<b>110</b>	Maharam .....	142
		NeXtep .....	110	Mayer .....	143
		N-position .....	110	Momentum .....	144
		Footrings .....	111	Paul Brayton .....	146
		Footrests .....	111	Ultrafabrics®I .....	146
				CTL Leather .....	147
				Spradling Viny .....	147

# Chair Uses Matrix

			Quick Ship	High Performance	Work/Task	Executive	Conference/ Training Room	Guest	Stools
		<b>1000 Series</b> page 20		✓	✓	✓			✓
		<b>5000 Series</b> page 22		✓	✓				✓
		<b>6000 Series</b> page 24		✓	✓	✓			
		<b>8000 Series</b> page 26		✓	✓	✓			✓
		<b>Balance™</b> page 42			✓	✓	✓		
		<b>Big &amp; Tall</b> page 30		✓	✓	✓			
		<b>Cozi®</b> page 44			✓		✓	✓	✓
		<b>Cozi® 24/7</b> page 48			✓		✓	✓	✓
		<b>Dice™</b> page 92						✓	
		<b>E-Series™</b> page 52			✓	✓	✓		✓

✓ Standard

# Chair Uses Matrix

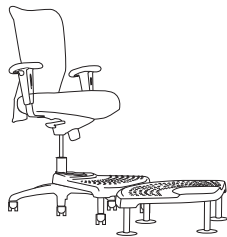
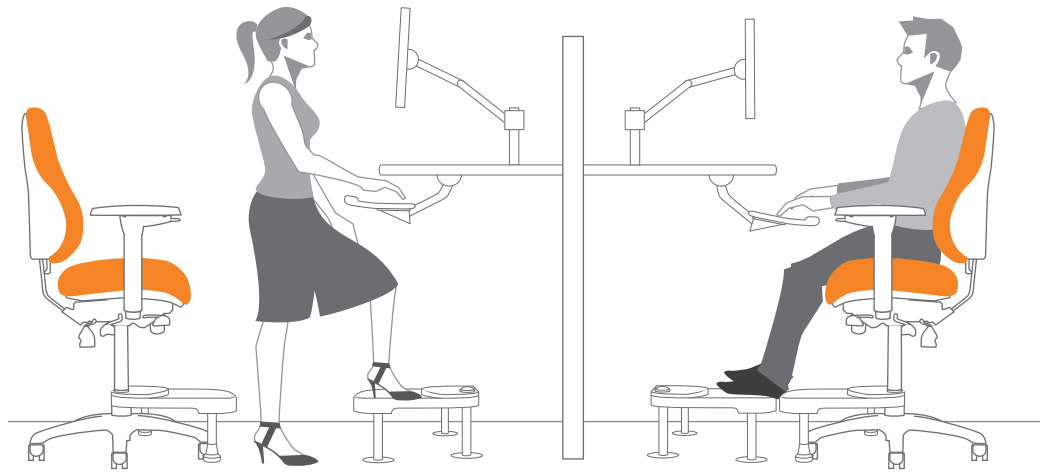
High Performance	Work/Task	Executive	Conference/ Training Room	Guest	Stools	Quick Ship				
		✓	✓	✓			Embrace™ page 54			
				✓		QS	Facet page 94			
	✓	✓	✓		✓	QS	Icon™ page 58			
	✓	✓	✓			QS	Knomi® page 60			
		✓	✓				NV™ page 64			
	✓	✓	✓		✓	QS	Renati™ page 66			
	✓	✓	✓	✓	✓	QS	Right Chair® page 68			
	✓	✓	✓	✓	✓	QS	U4ia® page 78			
	✓	✓	✓	✓	✓	QS	Ulius® page 84			
✓	✓	✓			✓	QS	XSM™ page 32			

✓ Standard

## START OF A REVOLUTION

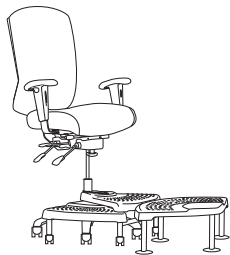
N·tune®, developed by Certified Professional Ergonomists, is all about raising desk heights from 29" to 40" and then raising the chair to stool height, allowing users to easily transition between sitting and standing throughout the workday. Not only does this help alleviate the pains of a sedentary workday, the overall health benefits it provides are immense as well.

By standing for just 2 hours more than normal throughout an average workday, you can burn an extra 280 calories, translating into improvements in BMI, cholesterol, blood pressure levels and many other positive health outcomes.



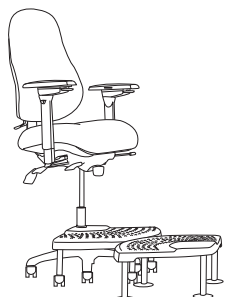
### GOOD

- U4ia® with up to 13 adjustable features
- Single platform, depth adjustable 10" NeXtep®
- N-position™ with 10" platform
- N-position™ supports up to 400 lbs



### BETTER

- Cozi® with up to 13 adjustable features
- Dual platform, depth adjustable 8"/10" NeXtep® combo
- N-position™ with 10" platform
- N-position™ supports up to 400 lbs



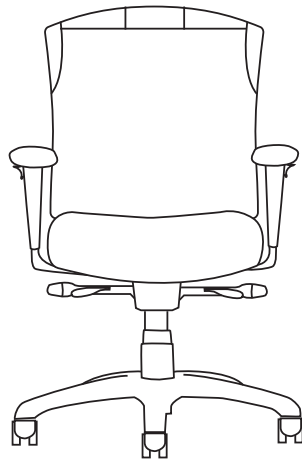
### BEST

- 8000 Series with up to 15 adjustable features
- Wide single platform 10" NeXtep® provides more surface area
- N-position™ with 10" platform
- N-position™ supports up to 400 lbs

## GUARDIAN®

The Guardian® is a NIJ Level II compliant bullet resistant vest custom fitted over the chair's back. A NIJ Level II compliant bullet resistant vest will provide protection against regular powered 9mm handguns, up to .357 Magnums. The vest fits over the back of the Cozi chair

and is easily removable. With the vest on the chair, it can also be used as a shield by kneeling behind the back of the chair. In a situation where response time can save your life, there is no quicker solution to protection than having the Guardian® at your desk.



NIJ Level II compliant



Best of NeoCon Gold award winner



Protection against regular powered 9mm handguns, up to .357 Magnums



Inconspicuous  
Looks like a regular chair



Use as shield or vest



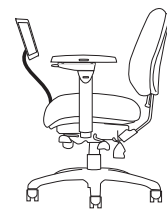
### AVAILABLE MODELS

Cozi .....	page 44
Cozi Stool .....	page 46
Cozi 24/7 .....	page 48

## CONNEXION® ARM

### FEATURES

- Quickly and easily position your tablet where it's comfortable for you
- Holds your tablet so you don't have to
- Eliminates awkward postures and helps reduce upper body fatigue
- Engineered for ease of use
- Can be used while sitting or standing
- 3 mounting options, left, right or both



---

## TERMS AND CONDITIONS

---

For all non-rated or new accounts, payment terms are Cash in Advance (C.I.A.) until credit has been approved or rated. Please send full credit information and references and allow time for Credit Department approval.

For all established accounts, payment is due within thirty (30) days from the invoice date. Neutral Posture (NP) reserves the right to change or cancel the terms of sale based on volume, credit rating and/or credit information. Prepayment, whole or in part, may be requested at any time at the discretion of the corporate office.

Past due accounts are subject to a 1.5% late charge or maximum amount permitted under local law, for each thirty (30) days the outstanding balance remains open after the due date.

Withholding of payments based on carrier damages, shortages or other disputes is illegal and subject to charges.

Neutral Posture does not accept credit cards.

### ORDERING

All orders must be in writing; faxed, emailed or mailed. The product model number(s) contained in the order acknowledgment shall be the final expression of the order. A purchase order is not binding on NP until customer has received NP's order confirmation or acknowledgment. Orders must have a contact name and phone number. Orders may not be cancelled without written consent of Neutral Posture.

To expedite complete/correct entry of your order, be certain all model numbers, quantities, colors and area identifications are completely specified. Also, include complete purchase order number(s), bill-to and ship-to addresses, a contact name and specific shipping dates required.

Orders should be sent to:  
Neutral Posture  
3904 N Texas Avenue Bryan, TX 77803  
979.778.0502 (Option 2)  
800.446.3746  
979.778.0408 FAX  
E-mail: [orderentry@neutralposture.com](mailto:orderentry@neutralposture.com)

When an order is received, it is assigned a scheduled ship date. That date is shown on the order acknowledgment.

Purchase orders may not be changed or cancelled, in whole or in part, without prior written consent of NP. Changes may affect delivery dates. Expenses incurred because of changes shall be charged to customer. In the event of cancellation, customer will be liable for reasonable cancellation charges as established by NP. Orders for special product, orders including customer's own material (COM) and orders pursuant to expedited delivery programs, may not be cancelled.

An Expedite fee of a minimum of 3% of net will be charged for orders requiring less than standard lead time.

### PRICES

Prices are subject to change without notice. List prices shall be those in effect on the date of receipt of purchase order unless shipment is requested more than ninety (90) days after order entry in which case prices in effect on the date of shipment apply. Prices in effect at time of shipment prevails in the event of a discrepancy.

### TAXES

All sales, use, excise and other taxes applicable to the sale of the products shall be paid by customer. If customer claims an exemption from any tax, customer shall submit to NP the appropriate exemption certificates.

### LEAD TIME

Quick Ship lead time is five (5) business days for products noted with Quick Ship in the price list for quantities of 25 chairs or less. 5 day Quick Ship must be requested on purchase order and is not guaranteed until acknowledged by NP's corporate office. Lead times can vary due to fluctuation in production capacity. It is always best to confirm lead time with Customer Service. Standard lead time is 3 - 4 weeks for orders that are not Quick Ship and/or Quick Ship quantities of 26 - 300 units. For larger orders contact Customer Service for lead time.

An expedite fee of a minimum of 3% of net will be charged for orders requiring less than standard lead times. Less than standard lead time is clarified as less than 5 business days for Quick Ship models/quantities or less than 3 - 4 weeks on non-Quick Ship models. Customer to contact Customer Service prior to submitting the order to confirm expediting is available for their specific order.

### CUSTOMER'S OWN MATERIAL (COM)

A customer who requests a fabric or other surface material not standard to NP's line of products, must submit samples of the requested material to NP prior to entry of a customer order. NP will determine if the material is suitable to its manufacturing processes and products. The customer shall identify the COM to meet any applicable requirements of Underwriters Laboratories, CAL 117-2013, and/or Canadian Standards Association. If the COM is acceptable, NP will then establish a price for using the COM. For the procedures for submitting samples and testing, contact Customer Service. NP shall have no responsibility for the appearance, condition, performance, durability, colorfastness or any other physical attribute of the COM. Customer shall indemnify and hold NP harmless for any damages, injuries or losses arising out of or related to use of the COM on the product.

### STORAGE FEE

Any changes made by the customer to postpone the delivery date on orders which have already gone into production, will be charged a storage fee. This fee will be applied to both partially and fully built orders. NP will advise of fee prior to applying charge.

### COMPLIANCE WITH LAW

Customer is solely responsible for compliance with all applicable federal, state and local laws, ordinances, regulations, rules and standards relating to the installation, maintenance, use and operation of the products.



---

## TERMS AND CONDITIONS

---

### SHIPPING

Most NP products include shipping. All standard discount orders are F.O.B destination delivered by way of parcel or freight carrier dock to dock within the forty-eight (48) contiguous United States and the District of Columbia. NP will designate the shipping mode and carrier based on geographical location and best service as defined by our Logistics Department.

For orders shipping outside the forty-eight (48) contiguous United States and the District of Columbia, customer pays shipping from port of embarkation to destination and order will be shipped "best way". Customer will incur additional charges if they choose to specify a freight carrier.

Any order requiring special delivery service, other than normal dock to dock delivery, will incur additional charges. These services include, but are not limited to residential delivery, limited access delivery, lift gate service, inside delivery, call before delivery, re-routed deliveries, specific delivery date/time requests or congestion fees. These charges will be quoted upon customer request.

Conditions beyond the control of NP, including weather, available facilities and traffic conditions, may affect exact time of delivery. NP shall not be responsible for specific carrier delivery date or time unless it has made a specific delivery commitment, in writing.

Delivery date and time are at the discretion of the carrier within reasonable transit time unless special arrangements have been agreed to in writing between customer and NP prior to shipment.

### Accessorial Charges

Delivery Appointment Required  
Inside Delivery/Pick Up  
Items Over 96 Inches  
Lift Gate Required  
Limited Access Delivery  
Notification/CBD  
Residential Delivery  
Ship Fully Assembled  
Pre-delivery Notification  
Re-delivery/Return Trip

Contact Customer Service at  
customerservice@neutralposture.com  
or 979.778.0502 for pricing.

### DELAY/FORCE MAJEURE

NP shall not be liable for failure to perform or for delay in performance due to fire, flood, strike or other labor difficulty, act of God, act of any governmental authority or of the customer, riot, embargo, fuel or energy shortage, wrecks or delay in transportation, inability to obtain necessary labor, materials or manufacturing facilities from usual sources or failure of suppliers to meet their contractual obligations, or due to any cause beyond its reasonable control. If any such event occurs, NP may extend delivery dates by a period of time necessary to overcome the effect of such delay, allocate available product or cancel any purchase order.

### FREIGHT DAMAGE

Upon receipt of shipment consignee is responsible for checking delivery for shortages or signs of damage. If a problem is discovered, bring it to the driver's attention immediately. If any of the goods called for on the Bill of Lading are shorted or damaged, consignees should not accept them until the carrier makes a notation on the freight bill of the shorted or damaged goods. The more precise the notation, the easier the claim can be resolved. NP's responsibility ceases when the consignee signs the freight delivery receipt as received in good condition. Shipping claims must be made within thirty (30) days of shipment delivery.

### RETURNS

The return of product without written authorization by NP shall not be accepted. All merchandise returns must be pre-approved by the corporate office and sent freight prepaid. Contact the Warranty Department, warrantyrequest@neutralposture.com, to receive a Return Merchandise Authorization (RMA) number for any return. RMAs are valid for thirty (30) days and any returned merchandise without a RMA number will be refused.

No deductions from any NP invoices can be made for return merchandise until it is approved by the corporate office. No deductions will be honored until returned goods are processed through our Quality Control Audit.

All returns for canceled orders must be pre-approved by the corporate office and sent freight prepaid. No returns will be authorized unless our inventory allows it, the parts are in good reusable condition and it was sold within the last thirty (30) days. Authorized seating returns will be charged a thirty percent (30%) (twenty percent (20%) for GSA) restocking fee, by agreement, to cover handling, inspection, stocking and repackaging. Authorized systems returns are subject to a forty-five percent (45%) of list restocking charge. Products not currently offered for sale by NP (including COM) shall not be authorized for return. All returned products must be unused, in original condition and in the original NP packing cartons. No refund or credit will be given for damaged products.

### WARRANTY CLAIMS

NP reserves the right to specify that items or parts claimed to be defective, be returned to the factory for our inspection. If the claim is justified, repair or replacement of defective parts under warranty will be made through NP at no cost to the customer. NP will, at its discretion, reimburse the furniture dealer for labor (actual costs only) on warranty parts. The furniture dealer must submit a quote to be approved prior to service. If approved, the furniture dealer must then submit an invoice to NP for reimbursement after the service is completed. Freight for products and parts covered under warranty will be covered for the forty-eight (48) contiguous states and the District of Columbia, with the method of shipping at NP's discretion. All claims must include the product serial number. NP will have no warranty obligation if the product was subjected to abuse, alteration, misuse, negligence or accident or if the user fails to perform the proper maintenance for the product.

warrantyrequest@neutralposture.com

---

**QUICK SHIP OVERVIEW**

---

Neutral Posture's Quick Ship program allows customers to receive selected items sooner, for no extra charge. Items available on the Quick Ship program will be manufactured and shipped within 5 business days of an accurately specified order. Orders must be designated as Quick Ship on the PO in order to be processed as Quick Ship.

<b>AVAILABLE CHAIRS</b>	<b>MAX QTY</b>
1000 Series .....	25
5000 Series .....	25
6000 Series .....	25
8000 Series .....	25
Big & Tall .....	25
Cozi .....	25
Cozi 24/7 .....	25
E-Series .....	25
Icon .....	25
Knomi .....	25
Renati .....	25
Right Chair .....	25
U4ia .....	25
Ulius .....	25
XSM .....	25

---

**QUICK SHIP FABRICS**

---

**Grade 1**

Ranchero	Black	230609
Spacer	Pewter	200651
Spacer	Ink	200649
Spacer	Black	200648
Spacer	Wine	200650

**Grade 3**

Ace	Toast	200714
Ace	Peony	200710
Ace	Char	200703
Ace	Midnight	200709
Ace	Jet	200707
Cloud 9	Red Dawn	
Cloud 9	Midnight Sky	
Cloud 9	New Haze	
Cloud 9	Fog	
Cloud 9	Thunder	

**Grade 4**

Revive	Ebony
Revive	Goose
Revive	Ink
Revive	Metal

## WARRANTY

### EFFECTIVE APRIL 2017

Neutral Posture warrants to the original customer from the date of purchase that the products NP manufactures and sells to the customer are free of defects in workmanship and materials under normal use during the applicable warranty period set forth below.

Normal use is defined as wear which occurs in an office environment during the course of a normal single-shift usage workday (8 hours per day/5 days per week). NP products used in an environment exceeding 8 hours per day/5 days per week, are warranted to be free from defects in workmanship and materials for a period of two (2) years.

NP's warranty obligation is limited to the replacement or repair, at NP's discretion, of defective products which have been reported by the original customer to be defective in workmanship or material and which are found to be so by NP upon inspection. Defective products shall be returned at the discretion of the corporate office and all returns must be authorized in advance. NP will assume no responsibility for any labor charges.

Freight for products and parts under warranty will be covered for the forty-eight (48) contiguous United States and the District of Columbia with the method of shipping at NP's discretion.

The user shall be responsible for all maintenance service, which includes but not limited to: lubricating and cleaning of the product, assembly, adjustment, checking all screws every six (6) months and performing operation checks.

### PRODUCT AND PERIOD OF WARRANTY

#### 12 Years

All products and components except as noted below

#### 10 Years

Chair controls, pneumatic cylinders, casters, glides, arms and plastic components

#### 5 Years

Arm pads, StandUp®, StandUp®A1, inflatable lumbar, anti-fatigue mats, footrings, footrests, NeXtep®, CPU holders, monitor arms, keyboard trays, keyboard mechanisms, Connexion Arm®, foam, mesh material, Guardian®

#### 3 Years

Upholstery excluding leather, Ultraleather™, NovaSuede®, UltraSuede®, Finesse®, Graded In, COM or COL

#### 2 Years

StandUp®X1, tablet holder, forearm supports

### Replacement Parts

Warranted for two (2) years or the balance of the original warranty, whichever is longer

### Engineer-to-Order Product

NP warrants all engineer-to-order products to be free from defects in workmanship given normal use and care for three (3) years of single-shift service

### Purchased Parts

Warranted for thirty (30) days out of box

### EXCLUSIONS

- The product was not purchased new from NP
- The product was subjected to abuse, alteration, misuse, negligence or accident
- Damage caused by a carrier
- Normal wear and tear or acts or omissions of parties other than NP (including user modification, improper use or installation of products)
- Colorfastness, matching of color, fabric puddling, or wearing qualities of any material
- Neutral Posture is not responsible for slight differences in fabric color due to supplier dye lot differences on large orders or on repeat orders placed at later dates from the original order
- Leather, Ultraleather™, NovaSuede®, UltraSuede®, Finesse®, COM, COL or any other third party materials applied to product as specified by the customer including attributes such as appearance, durability, quality, behavior, colorfastness, performance, etc.
- Non-compliance with installation and maintenance instructions
- Modifications or attachments to the product that are not approved by NP and product failures resulting from such modifications or attachments
- Damage caused by cleaning chemicals
- Dye transfers caused by external contaminants (including clothing and accessory dye such as those used on denim jeans)
- Substitution of any unauthorized non-NP components for use in the place of NP components
- Products that are exposed to extreme environmental conditions and/or have been subject to improper storage
- Damage from sharp objects such as writing utensils, heeled shoes, scissors, jewelry or keys

The warranty printed above is the only warranty applicable to these products. All other warranties expressed or limited, including but not limited to the implied warranties of merchantability and fitness for a particular purpose are disclaimed.

### 24 / 7 CONTINUOUS-SHIFT

Covers all components of the chair for a period of five (5) years to the original customer from the date of purchase except for upholstery and inflatable lumbar. Only upholstery with a double rub rating of over 1M is warranted for the complete 5-year period.



### Models Available

Big & Tall Series	Included in Price
Cozi 24/7	Included in Price
NP Series	\$290 List Up Charge Per Chair
All other chairs	Contact Customer Service, customerservice@neutralposture.com

Always confirm pricing/availability with Customer Service.

## GENERAL INFORMATION

### PATENT INFORMATION

Neutral Posture® Chair AbStool®	U.S. Patent #4,552,404 U.S. Patent #6,877,812 U.S. Patent #7,104,606
360° Adjustable Arms Adjustment Guide Balance™	U.S. Patent #6,296,312 U.S. Patent #D458,777 U.S. Patent #D541,061
Connexion® Arm ElementAI® Fring® Footrest	U.S. Patent #8,955,905 U.S. Patent #D588,145 U.S. Patent #6,142,571 U.S. Patent #6,607,246
Inflatable Lumbar	U.S. Patent #6,220,663 U.S. Patent #6,290,295
Keyboard Tray NeXtep® N•Position™ StandUp® Cover for a Seating Device Other Patents Pending	U.S. Patent #D463,441 U.S. Patent #7,036,886 U.S. Patent #D557,513 U.S. Patent #7,048,236  U.S. Patent #D647,353

### CERTIFICATION

Independent tests show that all NP chairs meet or exceed current ANSI/HFES 100-2007, ANSI/BIFMA and California 117 certification standards. Certain NP products meet California Technical Bulletin 133 and task intensive certification standards. All cylinders are rated Class 4 or better by UNI standards.

### DESIGN

NP reserves the right to make changes and improvements in design and materials and to discontinue parts and components at their discretion.

### NEUTRAL POSTURE'S COMMITMENT TO NON-OBSOLESCENCE.

To address the way people work today and the ever changing work environment, Neutral Posture introduces new and improved products. These introductions are designed to retrofit existing customer inventory. Enhancements mean nothing if you can't adapt. If a product is enhanced, function changes or demand becomes low, NP will provide compatible products across generations of equal or similar appearance and operational characteristics in terms of form, fit and function. Because mills and suppliers discontinue fabrics, laminates and paints with little or no notice, NP is not able to guarantee finish availability. When possible, notification of discontinued finishes to dealers and end users will be made. Neutral Posture will provide a 90-day window from the date of discontinuation in which we will guarantee availability of the finish.

### WOMEN'S BUSINESS ENTERPRISE (WBE)

This certification is administered by the Women's Business Enterprise National Council (WBENC) and is used to qualify potential vendors as credible diversity suppliers. NP is certified as a WBE by WBENC.

### WOMAN OWNED SMALL BUSINESS (WOSB)

The U.S. Small Business Administration's WOSB Federal Contract Program provides greater access to federal contracting opportunities for WOSBs. The program allows contracting officers to set aside specific contracts for certified WOSBs and helps federal agencies achieve the existing statutory goal of five percent of federal contracting dollars being awarded to WOSBs. NP is certified as a WOSB by WBENC.

### HISTORICALLY UNDERUTILIZED BUSINESS (HUB)

The Texas Historically Underutilized Business (HUB) program encourages the use of HUBs in state procurement and provides information to minority and woman-owned businesses on the state's procurement process. NP is certified as a HUB.

### BUSINESS AND INSTITUTIONAL FURNITURE

#### MANUFACTURER'S ASSOCIATION

NP is a member of the Business and Institutional Furniture Manufacturer's Association (BIFMA). Tests developed by BIFMA and approved by the American National Standards Institute (ANSI) determine the strength and durability of office furniture in its everyday use. Although this testing does not serve as a warranty or guarantee, NP standard products within this price list meet or exceed applicable ANSI/BIFMA X5.1-2011, BIFMA G1-2001 and ANSI/HFES 100-2007 standards. Combinations of options added on to the standard products may not meet ANSI/ BIFMA standards. Those combinations which do not meet ANSI/BIFMA standards are not available on GSA. Additionally, most seating is BIFMA level 2 certified. For more information, contact Customer Service at [customerservice@neutralposture.com](mailto:customerservice@neutralposture.com).

#### SCS INDOOR ADVANTAGE CERTIFICATION

All NP seating products are certified by SCS Global Services for indoor air quality.

#### CUSTOM LOGOS

Your company, university, mascot, etc as a custom logo in embroidery can be placed on most fabrics or in Cloud 9™. Contact Customer Service at [customerservice@neutralposture.com](mailto:customerservice@neutralposture.com) for details and pricing.

## GENERAL INFORMATION

### CLEANROOM TO CLASS 100

Independent testing according to Federal STD 209E (correlates to ISO-14644C Class 5) confirms NP cleanroom seating meets or exceeds Class 100 requirements. NP cleanroom models are designed to prevent particulates in cleanroom environments. In addition to top-quality vinyl upholstery, a HEPA filtration system in the seat and backrest prevent particulate release.

#### Available Models

Available Models	Upcharge (List)
Big & Tall	\$132
Cozi	\$132
Cozi 24/7	\$132
NPS5500-D1	\$132
NPS5600-D1	\$132
AbChair (Urethane)	\$132
Adapta Stool	\$132
Stratus Upholstered	\$132
Stratus Urethane	\$77
Graphite	\$77
Geo	\$77

### ELECTROSTATIC DISCHARGE (ESD) SEATING

NP ESD models are tested to meet the requirements of today's ESD environment with conductive components and fabrics (1% carbon fiber with surface resistivity no greater than 1.3 x 10<sup>6</sup> ohms/sq.cm when test in accordance with ANSI/ESD STM12.1-2013). ESD chairs are an integral part of an effective ESD system that includes a conductive floor or mat to complete conductive path.

#### Upholstery

- Conductive cloth or vinyl

#### Options

- 20" Footring
- Upholstered Back Outer
- 4" Height Adjustable Arms
- T Arms
- Drag Chain

#### Features

- Polished Aluminum Base

#### Available Chairs

Available Chairs	Upcharge (List)
5000 Series	\$320
6000 Series	\$320
8000 Series	\$320
AbChair	\$320
Adapta	\$320
Big & Tall	\$320
Cozi	\$320
Cozi Stool	\$320
Cozi 24/7	\$320
Icon	\$385
Stratus Upholstered	\$320
XSM – Extra Small	\$320

Upcharge added to graded price. Many other options and features available at an added charge. Please refer to page 12 for pricing.

# ESD Order Form

Customer \_\_\_\_\_

Contact Name \_\_\_\_\_

Phone Number \_\_\_\_\_

Fax Number \_\_\_\_\_

Email Address \_\_\_\_\_

City \_\_\_\_\_

State \_\_\_\_\_ Zip \_\_\_\_\_

Purchase Order Number \_\_\_\_\_

Quantity \_\_\_\_\_

Model # \_\_\_\_\_ List Price \_\_\_\_\_

Send completed form with order to:

Neutral Posture, Inc.  
3904 N. Texas Avenue  
Bryan, TX 77803  
979.778.0502 (Option 2)  
800.446.3746  
979.778.0408 FAX  
orderentry@neutralposture.com

## Available Chairs

- 5000 Series
- 6000 Series
- 8000 Series
- AbChair
- Adapta
- Big & Tall (*Arms are fixed*)
- Cozi
- Cozi Stool
- Cozi 24/7
- Icon (*Upcharge is \$385*)
- Stratus Upholstered
- XSM – Extra Small

## ESD Option – Per Chair

## Upcharge

### Standard ESD Package (E)

**\$320**

- Convert to equivalent ESD cylinder
- Convert to aluminum base
- Convert to equivalent ESD casters or glides
- The standard ESD chair is without arms
- ESD wiring & braiding
- Ships fully assembled

### Select Additional ESD Options

- |   |       |
|---|-------|
| <input type="checkbox"/> Add conductivity to Upholstered Back Outer (U)<br><i>Only available on Neutral Posture® Series</i> | \$22  |
| <input type="checkbox"/> 4" Adjustable Arms with conductivity   | \$264 |
| <input type="checkbox"/> Add conductivity to 20" Chrome Footring (R2)   | \$22  |
| <input type="checkbox"/> Drag chain<br><i>Includes chain and conductivity</i>   | \$33  |

Total ESD up charge per chair \$ \_\_\_\_\_

# Customer's Own Material (COM) Form

Dealer Name \_\_\_\_\_

Contact Name \_\_\_\_\_

Address \_\_\_\_\_

City \_\_\_\_\_ State \_\_\_\_\_ Zip \_\_\_\_\_

Phone Number \_\_\_\_\_

Fax Number \_\_\_\_\_

Email Address \_\_\_\_\_

Customer Name \_\_\_\_\_

Fabric Source (Mill) \_\_\_\_\_

Fabric Pattern Name \_\_\_\_\_

Fabric Pattern Number \_\_\_\_\_

Fabric Color \_\_\_\_\_

Backer Type (if any) \_\_\_\_\_

## Fabric Orientation

Attach a fabric sample with the correct orientation

TOP

BOTTOM

Send completed form and sample yardage to:

Neutral Posture, Inc.  
Attention: Customer Service  
3904 N. Texas Avenue  
Bryan, Texas 77803  
(979) 778-0502 or  
customerservice@neutralposture.com

We will make sure material is sent to the correct plant(s) for testing.

Preferred memo sample size is 12" x 12". Additional yardage may be required for testing.

Please make sure fabric has been approved for CAL117 flammability testing. Most industry fabrics have been tested and approved. NP may not use a fabric that has not been approved for CAL117.

NP will notify you of test results.

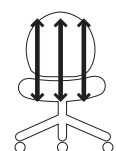
Contact Customer Service for pricing/grading. COM yardage may vary, depending on repeat pattern. COM not covered under warranty.

All COM subject to NP testing and approval.

COM form must accompany fabric.

If fabric is a stripe please select the correct orientation:

Horizontal  Vertical



Is there a desired top?

Yes \_\_\_\_\_ No \_\_\_\_\_

If so please specify.

# GSA Contract Overview

## GSA CONTRACT

We have had a contract with GSA for over 25 years and they continue to be our most favored customer.

NP is dedicated to helping government agencies meet their facilities and acquisition needs. NP is registered with the System For Award Management (SAM) formerly Central Contractor Registry (CCR) with ORCA certifications, has an assigned cage code of 0UTL8 and is eligible to receive federal contract awards. NP is also recognized as a Woman Owned Small Disadvantaged Business by the U.S. Small Business Administration (SBA).

## WOMEN-OWNED SMALL BUSINESS (WOSB) / ECONOMICALLY DISADVANTAGED WOMEN- OWNED SMALL BUSINESS (EDWOSB)

The U. S. Small Business Administration (SBA) issued the Final Rule to amend its regulations governing small business contracting procedures. The SBA has increased the emphasis and awareness of contracting mandates regarding the new 5% spend mandate for WOSB/EDWOSB's similar to those in place for 8a, SDV and HUB Zone businesses.

The SBA has also implemented a Sole Source vehicle for Economically Disadvantaged Women-Owned Small Businesses (EDWOSB). Neutral Posture, a small business manufacturer, received this certification in April of 2016.

Our Packaged Office contract includes many great manufacturing partners and we are willing to team with other manufacturers to support strong GSA Dealers and meet the needs of our customers.

For more information please visit  
[NeutralPosture.com/WOSB](http://NeutralPosture.com/WOSB)

## GSA OVERVIEW

GSA Contract# GS-27F-0014Y

Schedule MAS – Furniture

SIN 337121H	Household, Dormitory & Quarters Furniture
SIN 337127	Institutional Furniture
SIN 33721	Office Furniture
SIN 33721P	Packaged Office Furniture
SIN OLM	Order Level Materials

## NAICS CODES

337127	Institutional Furniture Manufacturing
337211	Wood Office Furniture Manufacturing
337214	Office Furniture (except wood) Manufacturing
423210	Furniture Merchant Wholesalers

NP products may be found on GSA Advantage.

## AVAILABLE ON GSA

Products available on GSA as of September 2022. For the most current list of products available on GSA contact Customer Service or visit [NeutralPosture.com](http://NeutralPosture.com).

### SEATING

1000 Series  
5000 Series  
6000 Series  
8000 Series  
Adapta  
Big & Tall  
Balance  
Cozi  
Cozi 24/7  
Cozi Guest  
Dice  
E-Series  
Embrace  
Embrace Guest  
Equity  
Facet  
Geo  
Graphite  
Icon  
Knomi  
NV  
Renati  
Right Chair  
Right Chair Guest  
U4ia  
U4ia Guest  
Ulius  
Ulius Guest  
XSM – Extra Small

### DESKS/TABLES

Occasional  
Conference

### WORKPLACE ACCESSORIES

Anti-fatigue Mats  
Boost Monitor Arm  
CPU Holders  
Forearm Supports  
Freedom Arm  
Sit/Stand Monitor Arm  
StandUp  
StandUp A1  
Tablet Holder

## NOT AVAILABLE ON GSA

Products not available on GSA as of September 2022.

### SEATING

AbChair  
Guardian  
NBF074  
NBF075  
P Arm  
TheraGel Memory Foam

### WORKPLACE ACCESSORIES

Ascension Arm  
SofTouch Keyboard Tray

### DESKS/TABLES

Desks – C-legs  
Desks – O-legs  
Desks – T-legs  
Sit/Stand Desks  
Sit/Stand Packages



**TERM DATE 6/26/2012 – 6/26/2027**

- 1a. Special Item Numbers Awarded**
    - SIN 337121H Household, Dormitory & Quarters Furniture
    - SIN 337127 Institutional Furniture
    - SIN 33721 Office Furniture
    - SIN 33721P Packaged Office Furniture
    - SIN OLM Order Level Materials
  - 1b. Lowest Priced Item**
    - SIN 337121H Contact Corporate Office
    - SIN 337127 Contact Corporate Office
    - SIN 33721 SPTRY Pencil Tray ..... \$5.95
    - SIN 33721P Contact Corporate Office
  - 1c. Installation Rate — SIN 33721**
    - \$51.50 per hour (non-union inclusive IFF)
    - \$106.25 per hour (union inclusive of IFF)
  - 2. Maximum Order**
    - SIN 337121H ..... \$1,000,000
    - SIN 337127 ..... \$250,000
    - SIN 33721 ..... \$250,000
    - SIN 33721P ..... \$5,000,000
    - SIN OLM ..... \$0
  - 3. Minimum Order**
    - All SINS ..... \$50
  - 4. Geographic Coverage**
    - CONUS & OCONUS
  - 5. Point of Production**
    - 3904 N. Texas Avenue, Bryan 77803, Brazos County, TX, USA
  - 6. Discount from List Price**
    - Seating/Workplace Accessories**
    - SIN 33721 — Discount 58%
    - Systems**
    - SIN 33721 — Discount 70%
  - 7. Quantity Discounts**
    - No discount tiers have been negotiated.
  - 8. Prompt Payment Terms**
    - Net 30 Days
  - 9. Government Purchase Cards Accepted**
    - Visa/Master Card
  - 10. Foreign Item**
    - None
  - 10a. Time of Delivery**
    - 5 – 90 days after receipt of order
  - 10b. Expedited Delivery**
    - Expedited delivery available. Contact Customer Service.
  - 10c. Overnight and 2-day Delivery**
    - Available with an upcharge. Contact Customer Service.
  - 12. F.O.B. Points**
    - Destination/CONUS, within the 48 contiguous states and the District of Columbia. Port of embarkation for delivery to Alaska, Hawaii, Puerto Rico, the Virgin Islands and U.S. Government installations overseas.
  - 13. Ordering Address**
    - Neutral Posture, Inc.
    - attn: Order Entry/ \* or dealer
    - 3904 N. Texas Avenue
    - Bryan, TX 77803
    - 979.778.0502
    - 800.446.3746
    - fax 979.778.0408
    - orderentry@neutralposture.com
    - \* Authorized Dealers should be cited on order
  - 14. Payment Address**
    - Neutral Posture, Inc.
    - 3904 N. Texas Avenue
    - Bryan, TX 77803
  - 15. Warranty Provision**
    - Neutral Posture’s commercial warranty applies.
  - 16. Export Packing Charges**
    - Contact Customer Service for quote.
  - 17. Terms and Conditions of Government Purchase Card**
    - Government purchase cards will be accepted for purchases at prices shown in this authorized price list (no additional discount offered).
  - 18. Terms and Conditions Of Rental, Maintenance, and Repair**
    - Not applicable
  - 19. Terms and Conditions of Installation**
    - Installation and instruction are available from authorized dealers. Please contact your local NP Dealer for pricing.
  - 20. Terms and Conditions of Repair Parts**
    - Repair parts are offered at the agreed upon discount from the NP repair parts price list in effect at the time the repair parts are ordered.
  - 20a. Terms and Conditions for Any Other Services**
    - GSA has accepted all of our standard terms and conditions as noted on page 6–7.
  - 21. List of Service and Distribution Points**
    - Not applicable
  - 22. List of Dealers**
    - Please contact Customer Service, or visit NeutralPosture.com for the name of your nearest authorized Dealer.
  - 23. Preventive Maintenance**
    - Not offered or applicable
  - 24. Environmental Attributes**
    - Not applicable
  - 25. Other Information**
    - Tax Identification Number (TIN) 74-2983577
    - Unique Entity ID EYTGAM8GGLJ3
    - DUNS 61-0339723
    - Cage Code 0UTL8
    - NAICS 337214
  - 26. SAM**
    - NP is registered in System For Award Management (SAM).
- NOTE:** It is mandatory that all Government purchase orders be made out to NP only. Local Dealers are not authorized to accept purchase orders, issue invoices or receive payment of Government funds for these items without serious violation of this Federal Supply Schedule Contract.

---

## HIGH PERFORMANCE SEATING

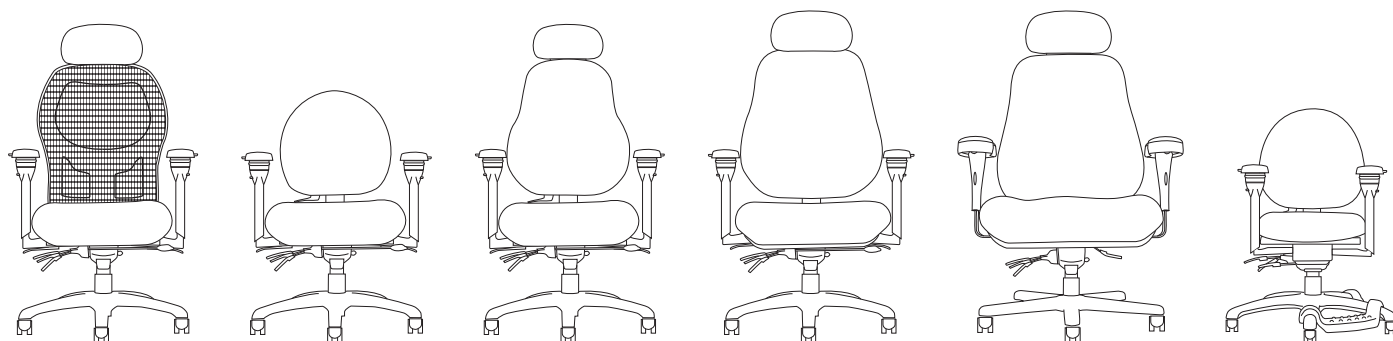
---

Neutral Posture's high performance chairs are truly at the top of the line in the industry when it comes to comfort. The chairs offer up to 15 adjustments ensuring that the chair will fit every inch of your body just right. Our high performance chairs are made to fit anyone and everyone, with our Neutral Posture Series chairs fitting anyone within the 5<sup>th</sup> percentile female to the 95<sup>th</sup> percentile male and the XSM and the Big and Tall fitting anyone outside that

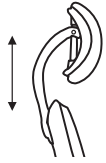
range. These chairs are also well known for their weight dispersing abilities. Weight dispersion presents a much more comfortable seat by spreading out the weight of your body, lowering the pressure by 50%. The high performance seating is engineered as a tool to empower those who use it. The high performance seating can be used for long periods of time promoting productivity and are just as comfy at the end of the day as they were at the beginning.

# HIGH PERFORMANCE SEATING

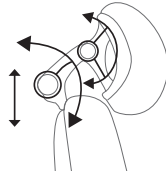
---



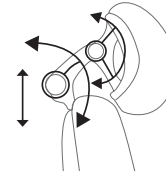
## HEADREST OPTIONS



- HE HEADREST**  
Black Vinyl  
FOR MESH BACK
- Height



- H4 DUAL PIVOT**  
Matching Upholstery
- Height
  - Depth
  - 2 Pivot Points



- H5 DUAL PIVOT**  
Black Faux Leather
- Height
  - Depth
  - 2 Pivot Points

## BACK OPTIONS



- 1 BACK**  
Mesh Back
- Not height adjustable
  - Independent lumbar adjustment
  - Easily converts to an upholstered back with optional sleeve



- 5 BACK**  
Mid Back, Minimal Lateral Contour
- Height adjustable
  - Excellent lower back support with inflatable lumbar
  - Small profile
  - Good choice for tight areas



- 6 BACK**  
High Back, Minimal Lateral Contour
- Height adjustable
  - Excellent upper & lower back support with inflatable lumbar
  - Tallest, widest backrest
  - Good choice for larger users



- 8 BACK**  
High Back, Moderate Lateral Contour
- Height adjustable
  - Excellent upper & lower back support with inflatable lumbar
  - Excellent choice for all applications


## SEAT OPTIONS



- 5 SEAT**  
Medium Seat, Minimal Contour
- 3" thick foam eliminates "bottoming out"
  - Fits widest range of population



- 8 SEAT**  
Large Seat, Minimal Contour
- Large dimension accommodates larger users
  - 3" thick foam eliminates "bottoming out"



- 6 SEAT**  
Medium Seat, Moderate Contour
- Contoured seat design minimizes seated pressure
  - 3" thick foam eliminates "bottoming out"
  - Arm post notches reduce armrest width by 2"

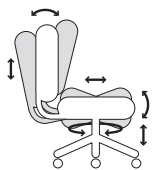


- 9 SEAT**  
Large Seat, Deep Contour
- Largest contoured seat
  - Designed for larger users
  - Designed to support forward tilt (i.e. neutral posture)
  - Maximizes surface contact to disperse seated pressure



- 7 SEAT**  
Medium Seat, Deep Contour
- Most contoured seat design
  - Designed to support forward tilt (i.e. neutral posture)
  - Maximizes surface contact to disperse seated pressure

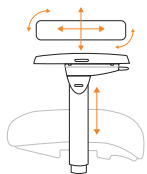
## CHAIR MECHANISM



### 0 MULTI-FUNCTION

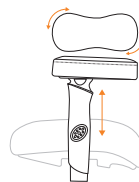
- Center pivot
- Swivel 360°
- Pneumatic seat height
- Back height  
*(not available on 1000 Series)*
- Seat angle
- Seat tension
- Independent back angle
- Forward tilt-stop
- Seat slider

## ARM OPTIONS



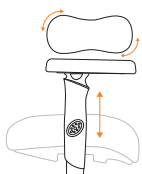
### 0 ARM 5-way 360°

- Height, width, depth & pivot adjustable
- 24 positive-lock angle positions in 360° range
- Arm pads slide in & out for additional width adjustment
- Arm pads slide back & forth allowing closest access to work



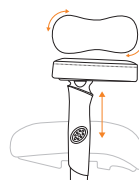
### 6 ARM Oversized Black Vinyl Arm Pads

- Height, width & pivot adjustable
- Oversized, padded arm pads provide large, extra soft surface
- 22 positive-lock angle positions in 360° range
- 180° rotation alternates long/short end positioning for access to work



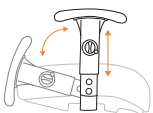
### 3 ARM 360° Swivel w/Oversized Urethane

- Height, width & pivot adjustable
- Oversized arm pads provide large, soft surface
- 22 positive-lock angle positions in 360° range
- 180° rotation alternates long/short end positioning for access to work



### 7 ARM Oversized Fabric/Leather Arm Pads

- Height, width & pivot adjustable
- Oversized, padded arm pads provide large, extra soft surface
- 22 positive-lock angle positions in 360° range
- 180° rotation alternates long/short end positioning for access to work



### 4 ARM Swing

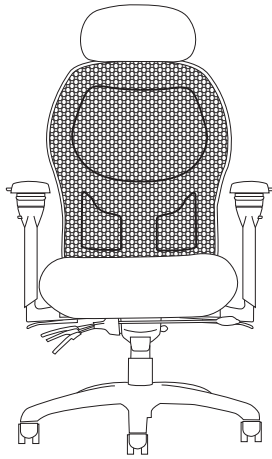
- Unique design swings arm down & out of the way
- Height, width & swing-down adjustable
- Excellent for multi-user applications where not all want armrests



### P ARM 360° Swivel

- Height, width & pivot adjustable
- 22 positive-lock angle positions in 360° range
- 180° rotation alternates long/short end positioning for access to work

# 1000 Series



**NPS1500-H5**

## FEATURES

- Up to 14 active adjustments
- Mesh back
- Independent lumbar
- Generous foam for optimal comfort
- Convert mesh back to upholstered w/optional sleeve
- 2 headrest options

## STANDARD FEATURES

- 5-way 360° Arms
- Carpet Casters
- 26" Black Base
- 5" Cylinder
- Seat Slider

### Need it Now? 5-day Quick Ship

Only standard features are available as Quick Ship unless otherwise noted.


#### QUICK SHIP ARMS

- 0** 5-way 360°
- 5** No Arms

#### QUICK SHIP FABRICS

For available quick ship fabrics see page 8.

## Step 1 — Model Number

Series Code	Back	Select a Seat	Select an Arm	Mech
<b>NPS</b> Neutral Posture Series	<b>1</b> Mesh Back	<b>5</b> Medium Seat, Minimal Contour <b>6</b> Medium Seat, Moderate Contour <b>7</b> Medium Seat, Deep Contour <b>8</b> Large Seat, Minimal Contour	<b>0</b> 5-way 360° \$0 <b>3</b> 360° w/Oversized Urethane \$82 <b>4</b> Swing \$170 <b>5</b> No Arms (\$140) <b>6</b> 360° w/Oversized Black Vinyl \$247 <b>7</b> 360° w/Oversized Fabric/Leather \$291 <b>P</b> 360° Swivel \$0	<b>0</b> Multi-function \$0 
<b>NPS</b>	<b>1</b>	<b>5</b>	<b>0</b>	<b>0</b>



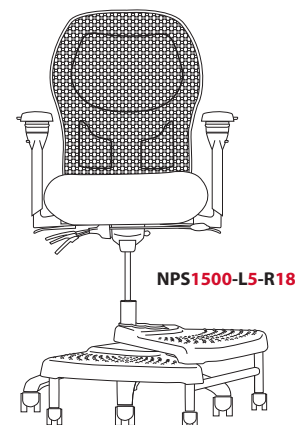
NPS1500	NPS1600	NPS1700	NPS1800
\$1,429	\$1,507	\$1,519	\$1,519
\$1,489	\$1,567	\$1,579	\$1,579
\$1,549	\$1,627	\$1,639	\$1,639
\$1,619	\$1,697	\$1,709	\$1,709
\$1,689	\$1,767	\$1,779	\$1,779
\$1,769	\$1,847	\$1,859	\$1,859
\$1,849	\$1,927	\$1,939	\$1,939
\$1,939	\$2,017	\$2,029	\$2,029
\$2,029	\$2,107	\$2,119	\$2,119

- Grade 1
- Grade 2
- Grade 3
- Grade 4
- Grade 5
- Grade 6
- Grade 7
- Grade 8
- Grade 9

40 x 26 x 26	40 x 26 x 26	40 x 26 x 26	40 x 26 x 26
56 lbs	56 lbs	61 lbs	61 lbs
21	23	23	23
17.5 - 22.5	17.5 - 22.5	17.5 - 22.5	18.25 - 23.25
15.5 - 18	16 - 18.5	16 - 18.5	18 - 20.5
F3° - R11°	F9° - R6°	F10° - R3°	F5° - R7°
19	19	19	19
21	21	21	21
95° - 114°	100° - 126°	103° - 123°	102° - 109°
3	3	3	3
7 - 11	7 - 11	7 - 11	6.5 - 10.5
15.75 - 22.25	15.75 - 22.25	18 - 22.25	18 - 22.25
26	26	26	26
1 yd	1 yd	1 yd	1 yd
28 x 26 x 24	28 x 26 x 24	28 x 26 x 24	28 x 26 x 24
66 lbs	66 lbs	71 lbs	71 lbs
KD	KD	KD	KD

- Chair (H x W x D)
- Chair Weight
- Seat Width
- Seat Height
- Seat Depth
- Seat Angle
- Back Width
- Back Height
- Back Angle
- Lumbar Range
- Arm Height
- Arm Width
- Base Diameter
- COM Yardage
- Shipping Box (L x W x H)
- Shipping Weight
- Shipping Method

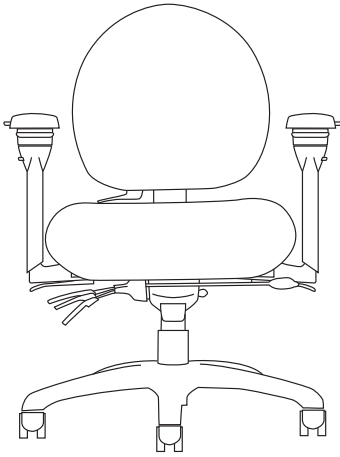
All measurements are nominal and shown in inches. Specs may differ for stools.



## Step 2 — Add option codes after model number NPS1500 - \_\_ - \_\_

General		Continuous Shift Warranty		Chair Cylinders		Stool Cylinders		
<b>CR</b>	Cleanroom to Class 100	<b>\$81</b>	<b>IU</b>	Continuous-shift warranty	<b>\$335</b>	<b>L1</b>	3" Cylinder	<b>\$0</b>
<b>CX</b>	Coccyx Cutout	<b>\$248</b>				<b>L13</b>	7" Dual Stage	<b>\$63</b>
	<i>Cloud 9, Revive, Top Shelf &amp; M Plus</i>					<b>L14</b>	10" Dual Stage	<b>\$63</b>
<b>F</b>	Fring® Footrest	<b>\$58</b>	<b>Casters/Glides</b>					
	<i>Only available on (B0) base</i>		<b>C1</b>	Hard Floor	<b>\$28</b>	<b>Headrests</b>		
<b>N</b>	N-dulgent® Memory Foam	<b>\$86</b>	<b>C2</b>	Glides	<b>\$28</b>	<b>HE</b>	Height Adjustable	<b>\$69</b>
			<b>C3</b>	Occupied Braking	<b>\$213</b>		<i>Black vinyl</i>	
<b>Back Sleeve — Back of sleeve made w/Spacer</b>			<b>C4</b>	Unoccupied Braking	<b>\$69</b>	<b>H5</b>	Dual Pivot	<b>\$323</b>
<b>S1</b>	Grade 1	<b>\$116</b>	<b>C8</b>	Chrome Carpet	<b>\$104</b>		<i>Black faux leather</i>	
<b>S2</b>	Grade 2	<b>\$168</b>	<b>C9</b>	Chrome Hard Floor	<b>\$116</b>	<b>Connexion® Arm</b>		
<b>S3</b>	Grade 3	<b>\$210</b>	<b>Bases</b>			<b>Z1</b>	Connexion Arm	<b>\$404</b>
<b>S4</b>	Grade 4	<b>\$252</b>	<b>B6</b>	26" Polished Aluminum	<b>\$162</b>		<i>Only available on (5) &amp; (6) seat</i>	
<b>S5</b>	Grade 5	<b>\$294</b>		<i>Recommended with (L1)</i>		<b>Connexion® Arm Attachments</b>		
<b>S6</b>	Grade 6	<b>\$347</b>	<b>B8</b>	27" Brushed Aluminum	<b>\$162</b>	<b>A1</b>	Tablet Holder	<b>\$171</b>
<b>S7</b>	Grade 7	<b>\$399</b>		<i>Recommended with (L1)</i>			<i>Requires (Z1) Connexion Arm</i>	
<b>S8</b>	Grade 8	<b>\$452</b>	<b>B12</b>	28" Black	<b>\$127</b>	<b>Stool Options</b>		
<b>S9</b>	Grade 9	<b>\$504</b>				<b>Footrings — for stool cylinders only</b>		
						<b>R1</b>	18" Black Plastic	<b>\$69</b>
						<b>R2</b>	20" Chrome	<b>\$92</b>
						<b>NeXtep® — for stool cylinders only</b>		
						<b>R8</b>	8" w/Casters	<b>\$213</b>
						<b>R10</b>	10" w/Casters	<b>\$213</b>
						<b>R18</b>	8"/10" w/Casters	<b>\$340</b>
						<b>RW8</b>	Wide 8" w/Casters	<b>\$340</b>
						<b>RW10</b>	Wide 10" w/Casters	<b>\$340</b>
						<i>Also available w/glides.</i>		
						<b>For additional stool options see page 110.</b>		

# 5000 Series



**NPS5500**

## FEATURES

- Up to 12 active adjustments
- Mid back & contoured seat designs
- Passive weight dispersion design
- Generous foam for optimal comfort
- Inflatable lumbar

## STANDARD FEATURES

- 5-way 360° Arms
- Carpet Casters
- 26" Black Base
- 5" Cylinder
- Seat Slider

### Need it Now? 5-day Quick Ship

Only standard features are available as Quick Ship unless otherwise noted.


#### QUICK SHIP ARMS

- 0** 5-way 360°
- 5** No Arms

#### QUICK SHIP FABRICS

For available Quick Ship fabrics see page 8.

## Step 1 — Model Number

Series Code	Back	Select a Seat	Select an Arm	Mech
<b>NPS</b> Neutral Posture Series	<b>5</b> Mid Back	<ul style="list-style-type: none"> <li><b>5</b> Medium Seat, Minimal Contour</li> <li><b>6</b> Medium Seat, Moderate Contour</li> <li><b>7</b> Medium Seat, Deep Contour</li> <li><b>8</b> Large Seat, Minimal Contour</li> <li><b>9</b> Large Seat, Deep Contour</li> </ul>	<ul style="list-style-type: none"> <li><b>0</b> 5-way 360° \$0</li> <li><b>3</b> 360° w/Oversized Urethane \$86</li> <li><b>4</b> Swing \$179</li> <li><b>5</b> No Arms (\$140)</li> <li><b>6</b> 360° w/Oversized Black Vinyl \$259</li> <li><b>7</b> 360° w/Oversized Fabric/Leather \$306</li> <li><b>P</b> 360° Swivel \$0</li> </ul>	<ul style="list-style-type: none"> <li><b>0</b> Multi-function \$0</li> </ul> 
<b>NPS</b>	<b>5</b>	<b>5</b>	<b>0</b>	<b>0</b>





NPS5500	NPS5600	NPS5700	NPS5800	NPS5900
\$1,483	\$1,561	\$1,573	\$1,573	\$1,615
\$1,543	\$1,621	\$1,633	\$1,633	\$1,675
\$1,603	\$1,681	\$1,693	\$1,693	\$1,735
\$1,673	\$1,751	\$1,763	\$1,763	\$1,805
\$1,743	\$1,821	\$1,833	\$1,833	\$1,875
\$1,823	\$1,901	\$1,913	\$1,913	\$1,955
\$1,903	\$1,981	\$1,993	\$1,993	\$2,035
\$1,993	\$2,071	\$2,083	\$2,083	\$2,125
\$2,083	\$2,161	\$2,173	\$2,173	\$2,215

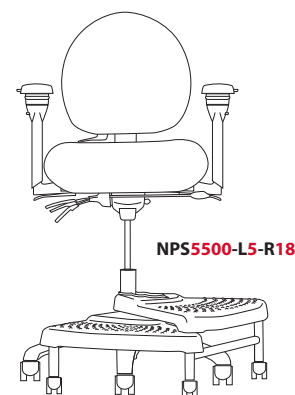
36 x 26 x 26	36 x 26 x 26	36 x 26 x 26	36 x 26 x 26	36 x 26 x 26
52.5 lbs	52.5 lbs	57 lbs	57 lbs	57 lbs
21	23	23	23	25
17.5 - 22.5	17.5 - 22.5	17.5 - 22.5	18.25 - 23.5	17.5 - 22.5
15.5 - 18	16 - 18.5	16 - 18.5	18 - 20.5	19 - 21.5
F3° - R11°	F9° - R6°	F10° - R3°	F5° - R7°	F8° - R6°
17.5	17.5	17.5	17.5	17.5
17 - 21	17 - 21	16 - 20	17 - 21	16 - 20
102° - 122°	107° - 122°	107° - 124°	108° - 128°	102° - 118°
4	4	4	4	4
7 - 11	7 - 11	7 - 11	6.5 - 10.5	6.5 - 10.5
15.75 - 22.25	15.75 - 22.25	18 - 22.25	18 - 22.25	18.5 - 22.25
26	26	26	26	26
2 yd	2 yd	2 yd	2 yd	2 yd
28 x 26 x 24	28 x 26 x 24	28 x 26 x 24	28 x 26 x 24	28 x 26 x 24
62.5 lbs	62.5 lbs	67 lbs	67 lbs	67 lbs
KD	KD	KD	KD	FA

All measurements are nominal and shown in inches. Specs may differ for stools.

- Grade 1
- Grade 2
- Grade 3
- Grade 4
- Grade 5
- Grade 6
- Grade 7
- Grade 8
- Grade 9

Upholstered Back Outer		
U1	Grade 1	\$120
U2	Grade 2	\$140
U3	Grade 3	\$160
U4	Grade 4	\$180
U5	Grade 5	\$200
U6	Grade 6	\$220
U7	Grade 7	\$240
U8	Grade 8	\$260
U9	Grade 9	\$280

- Chair (H x W x D)
- Chair Weight
- Seat Width
- Seat Height
- Seat Depth
- Seat Angle
- Back Width
- Back Height
- Back Angle
- Lumbar Range
- Arm Height
- Arm Width
- Base Diameter
- COM Yardage
- Shipping Box (L x W x H)
- Shipping Weight
- Shipping Method



## Step 2 — Add option codes after model number NPS5500 - \_\_\_ - \_\_\_

General		
A	Thoracic Support	\$92
CR	Cleanroom to Class 100	\$139
CX	Coccyx Cutout <i>Cloud 9, Revive, Top Shelf &amp; M Plus</i>	\$248
D1	No Inflatable Lumbar	(\$50)
E	ESD*	\$335
F	Fring® Footrest <i>Only available on (B0) base</i>	\$58
N	N-dulgent® Memory Foam	\$144

Continuous Shift Warranty		
IU	Continuous-shift warranty	\$335

Casters/Glides		
C1	Hard Floor	\$28
C2	Glides	\$28
C3	Occupied Braking	\$213
C4	Unoccupied Braking	\$69
C8	Chrome Carpet	\$104
C9	Chrome Hard Floor	\$116

Bases		
B6	26" Polished Aluminum <i>Recommended with (L1)</i>	\$162
B8	27" Brushed Aluminum <i>Recommended with (L1)</i>	\$162
B12	28" Black	\$127

Chair Cylinders		
L1	3" Cylinder	\$0
L13	7" Dual Stage	\$63
L14	10" Dual Stage	\$63

Connexion® Arm		
Z1	Connexion Arm <i>Only available on (5) &amp; (6) seat</i>	\$404

Connexion® Arm Attachments		
A1	Tablet Holder <i>Requires (Z1) Connexion Arm</i>	\$171

Stool Options		
L4	8" Cylinder	\$63
L5	10" Cylinder	\$63
L7	7" Cylinder	\$63

Footrings for stool cylinders only		
R1	18" Black Plastic	\$69
R2	20" Chrome	\$92

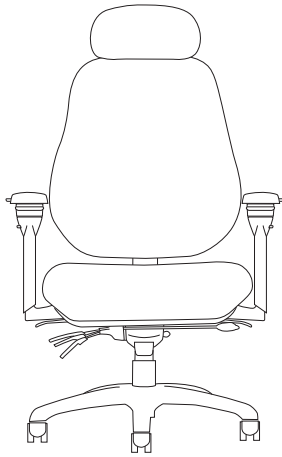
  

NeXtep® for stool cylinders only		
R8	8" w/Casters	\$213
R10	10" w/Casters	\$213
R18	8"/10" w/Casters	\$340
RW8	Wide 8" w/Casters	\$340
RW10	Wide 10" w/Casters	\$340

Also available w/glides.

For additional stool options see page 110.

# 6000 Series



**NPS6800-H4**

## FEATURES

- Up to 15 active adjustments
- High back & contoured seat designs
- Passive weight dispersion design
- Generous foam for optimal comfort
- Inflatable lumbar
- Optional headrest

## STANDARD FEATURES

- 5-way 360° Arms
- Carpet Casters
- 26" Black Base
- 5" Cylinder
- Seat Slider

### Need it Now? 5-day Quick Ship

Only standard features are available as Quick Ship unless otherwise noted.


#### QUICK SHIP ARMS

- 0** 5-way 360°
- 5** No Arms

#### QUICK SHIP FABRICS

For available Quick Ship fabrics see page 8.

## Step 1 — Model Number

Series Code	Back	Select a Seat	Select an Arm	Mech
<b>NPS</b> Neutral Posture Series	<b>6</b> High Back	<ul style="list-style-type: none"> <li><b>5</b> Medium Seat, Minimal Contour</li> <li><b>6</b> Medium Seat, Moderate Contour</li> <li><b>7</b> Medium Seat, Deep Contour</li> <li><b>8</b> Large Seat, Minimal Contour</li> <li><b>9</b> Large Seat, Deep Contour</li> </ul>	<ul style="list-style-type: none"> <li><b>0</b> 5-way 360° \$0</li> <li><b>3</b> 360° w/Oversized Urethane \$86</li> <li><b>4</b> Swing \$179</li> <li><b>5</b> No Arms (\$140)</li> <li><b>6</b> 360° w/Oversized Black Vinyl \$259</li> <li><b>7</b> 360° w/Oversized Fabric/Leather \$306</li> <li><b>P</b> 360° Swivel \$0</li> </ul>	<ul style="list-style-type: none"> <li><b>0</b> Multi-function \$0</li> </ul> 
<b>NPS</b>	<b>6</b>	<b>8</b>	<b>0</b>	<b>0</b>



NPS6500	NPS6600	NPS6700	NPS6800	NPS6900
\$1,700	\$1,777	\$1,790	\$1,790	\$1,831
\$1,760	\$1,837	\$1,850	\$1,850	\$1,891
\$1,820	\$1,897	\$1,910	\$1,910	\$1,951
\$1,890	\$1,967	\$1,980	\$1,980	\$2,021
\$1,960	\$2,037	\$2,050	\$2,050	\$2,091
\$2,040	\$2,117	\$2,130	\$2,130	\$2,171
\$2,120	\$2,197	\$2,210	\$2,210	\$2,251
\$2,210	\$2,287	\$2,300	\$2,300	\$2,341
\$2,300	\$2,377	\$2,390	\$2,390	\$2,431

- Grade 1
- Grade 2
- Grade 3
- Grade 4
- Grade 5
- Grade 6
- Grade 7
- Grade 8
- Grade 9

Upholstered Back Outer		
U1	Grade 1	\$120
U2	Grade 2	\$140
U3	Grade 3	\$160
U4	Grade 4	\$180
U5	Grade 5	\$200
U6	Grade 6	\$220
U7	Grade 7	\$240
U8	Grade 8	\$260
U9	Grade 9	\$280

42 x 26 x 26	42 x 26 x 26	42 x 26 x 26	42 x 26 x 26	42 x 26 x 26	Chair (H x W x D)
63 lbs	63 lbs	67.5 lbs	67.5 lbs	67.5 lbs	Chair Weight
21	23	23	23	25	Seat Width
17.5 – 22.5	17.5 – 22.5	17.5 – 22.5	18.25 – 23.25	17.5 – 22.5	Seat Height
15 – 17.5	15 – 17.5	16 – 18.5	18 – 20.5	19.5 – 22	Seat Depth
F3° – R11°	F9° – R6°	F10° – R3°	F5° – R7°	F8° – R6°	Seat Angle
22.5	22.5	22.5	22.5	22.5	Back Width
21.5 – 25.5	21.5 – 25.5	22 – 26	22.5 – 26.5	22 – 26	Back Height
97° – 112°	98° – 113°	97° – 113°	99° – 114°	99° – 115°	Back Angle
4	4	4	4	4	Lumbar Range
7 – 11	7 – 11	7 – 11	6.5 – 10.5	6.5 – 10.5	Arm Height
15.75 – 22.25	15.75 – 22.25	18 – 22.25	18 – 22.25	18.5 – 22.25	Arm Width
26	26	26	26	26	Base Diameter
2.5 yd	2.5 yd	2.5 yd	2.5 yd	2.5 yd	COM Yardage
28 x 26 x 24	28 x 26 x 24	28 x 26 x 24	28 x 26 x 24	37 x 30 x 52	Shipping Box (L x W x H)
73 lbs	73 lbs	77.5 lbs	77.5 lbs	77.5 lbs	Shipping Weight
KD	KD	KD	KD	FA	Shipping Method

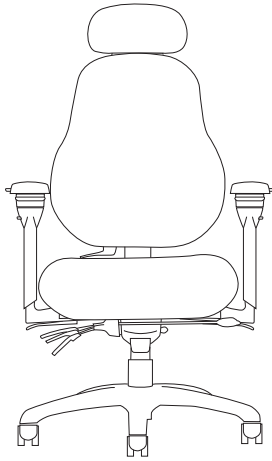
All measurements are nominal and shown in inches for base model numbers.

## Step 2 — Add option codes after model number NPS6800 - \_\_ - \_\_

General			Finishes		Casters/Glides		Cylinders				
<b>A</b>	Thoracic Support	\$92	<b>PT</b>	Pillow Top <i>Only available on (8) seat; Only in Canter, Ultraleather™ or leather</i>	\$993	<b>C1</b>	Hard Floor	\$28	<b>L1</b>	3" Cylinder	\$0
<b>CR</b>	Cleanroom to Class 100	\$139	<b>SL</b>	Stitched Leather <i>Not available on (7) &amp; (9) seat; Only in Ultraleather™ or leather</i>	\$404	<b>C2</b>	Glides	\$28	<b>L13</b>	7" Dual Stage	\$63
<b>CX</b>	Coccyx Cutout <i>Cloud 9, Revive, Top Shelf &amp; M Plus</i>	\$248				<b>C3</b>	Occupied Braking	\$213	<b>L14</b>	10" Dual Stage	\$63
<b>E</b>	ESD*	\$335				<b>C4</b>	Unoccupied Braking	\$69	<b>Headrest</b>		
<b>F</b>	Fring® Footrest <i>Only available on (80) base</i>	\$58				<b>C8</b>	Chrome Carpet	\$104	<b>H4</b>	Dual Pivot <i>Matching upholstery</i>	\$308
<b>N</b>	N-dulgent® Memory Foam	\$144				<b>C9</b>	Chrome Hard Floor	\$116	<b>Connexion® Arm</b>		
<b>Continuous Shift Warranty</b>						<b>Bases</b>			<b>Z1</b>	Connexion Arm <i>Only available on (5) &amp; (6) seat</i>	\$404
<b>IU</b>	Continuous-shift warranty	\$335				<b>B6</b>	26" Polished Aluminum <i>Recommended with (L1)</i>	\$162	<b>Connexion® Arm Attachments</b>		
						<b>B8</b>	27" Brushed Aluminum <i>Recommended with (L1)</i>	\$162	<b>A1</b>	Tablet Holder <i>Requires (Z1) Connexion Arm</i>	\$171
						<b>B12</b>	28" Black	\$127			

\* Contact Customer Service – customerservice@neutralposture.com

## 8000 Series



NPS8500-H4

## FEATURES

- Up to 15 active adjustments
- High back & contoured seat designs
- Passive weight dispersion design
- Generous foam for optimal comfort
- Inflatable lumbar
- Optional headrest

## STANDARD FEATURES

- 5-way 360° Arms
- Carpet Casters
- 26" Black Base
- 5" Cylinder
- Seat Slider

## Need it Now? 5-day Quick Ship

Only standard features are available as Quick Ship unless otherwise noted.


## QUICK SHIP ARMS


- 0 5-way 360°
- 5 No Arms

## QUICK SHIP FABRICS

For available Quick Ship fabrics see page 8.

## Step 1 — Model Number

Series Code	Back	Select a Seat	Select an Arm	Mech
NPS Neutral Posture Series	8 High Back	5 Medium Seat, Minimal Contour 6 Medium Seat, Moderate Contour 7 Medium Seat, Deep Contour 8 Large Seat, Minimal Contour 9 Large Seat, Deep Contour	0 5-way 360° \$0 3 360° w/Oversized Urethane \$86 4 Swing \$179 5 No Arms (\$140) 6 360° w/Oversized Black Vinyl \$259 7 360° w/Oversized Fabric/Leather \$306 P 360° Swivel \$0	0 Multi-function \$0 
<b>NPS</b>	<b>8</b>	<b>5</b>	<b>0</b>	<b>0</b>



NPS8500	NPS8600	NPS8700	NPS8800	NPS8900
\$1,562	\$1,635	\$1,647	\$1,647	\$1,687
\$1,622	\$1,695	\$1,707	\$1,707	\$1,747
\$1,682	\$1,755	\$1,767	\$1,767	\$1,807
\$1,752	\$1,825	\$1,837	\$1,837	\$1,877
\$1,822	\$1,895	\$1,907	\$1,907	\$1,947
\$1,902	\$1,975	\$1,987	\$1,987	\$2,027
\$1,982	\$2,055	\$2,067	\$2,067	\$2,107
\$2,072	\$2,145	\$2,157	\$2,157	\$2,197
\$2,162	\$2,235	\$2,247	\$2,247	\$2,287

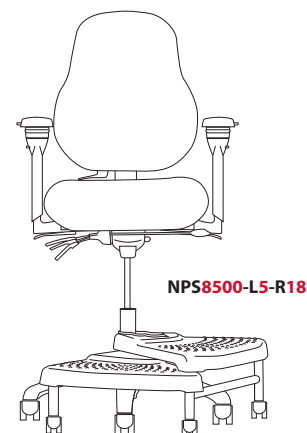
40 x 26 x 26	40 x 26 x 26	40 x 26 x 26	40 x 26 x 26	40 x 26 x 26
59.5 lbs	61 lbs	65 lbs	65 lbs	65 lbs
21	23	23	23	25
17.5 - 22.5	17.5 - 22.5	17.5 - 22.5	18.25 - 23.25	17.5 - 22.5
15.5 - 18	16 - 18.5	16 - 18.5	18 - 20.5	19 - 21.5
F3° - R11°	F9° - R6°	F10° - R3°	F5° - R7°	F8° - R6°
19.5	19.5	19.5	19.5	19.5
21.5 - 25.5	22 - 26	22 - 26	22.5 - 26.5	22 - 26
100° - 119°	100° - 115°	100° - 115°	100° - 121°	100° - 116°
4	4	4	4	4
7 - 11	7 - 11	7 - 11	6.5 - 10.5	6.5 - 10.5
15.75 - 22.25	15.75 - 22.25	18 - 22.25	18 - 22.25	18.5 - 22.25
26	26	26	26	26
2 yd	2 yd	2 yd	2 yd	2 yd
28 x 26 x 24	28 x 26 x 24	28 x 26 x 24	28 x 26 x 24	37 x 30 x 52
69.5 lbs	71 lbs	75 lbs	75 lbs	75 lbs
KD	KD	KD	KD	FA

- Grade 1
- Grade 2
- Grade 3
- Grade 4
- Grade 5
- Grade 6
- Grade 7
- Grade 8
- Grade 9

- Chair (H x W x D)
- Chair Weight
- Seat Width
- Seat Height
- Seat Depth
- Seat Angle
- Back Width
- Back Height
- Back Angle
- Lumbar Range
- Arm Height
- Arm Width
- Base Diameter
- COM Yardage
- Shipping Box (L x W x H)
- Shipping Weight
- Shipping Method

Upholstered Back Outer		
U1	Grade 1	\$120
U2	Grade 2	\$140
U3	Grade 3	\$160
U4	Grade 4	\$180
U5	Grade 5	\$200
U6	Grade 6	\$220
U7	Grade 7	\$240
U8	Grade 8	\$260
U9	Grade 9	\$280

All measurements are nominal and shown in inches for base model numbers. Specs may differ for stools.



## Step 2 — Add option codes after model number NPS8500 - \_\_ - \_\_

### General

<b>A</b>	Thoracic Support	\$92
<b>CR</b>	Cleanroom to Class 100	\$139
<b>CX</b>	Coccyx Cutout <i>Cloud 9, Revive, Top Shelf &amp; M Plus</i>	\$248
<b>D1</b>	No Inflatable Lumbar	(\$50)
<b>E</b>	ESD*	\$335
<b>F</b>	Fring® Footrest <i>Only available on (B0) base</i>	\$58
<b>N</b>	N-dulgent™ Memory Foam	\$144

### Continuous Shift Warranty

<b>IU</b>	Continuous-shift warranty	\$335
-----------	---------------------------	-------

### Finishes

<b>SL</b>	Stitched Leather	\$404
<i>Not available on (7) or (9) seat; Only in Ultraleather™ or leather</i>		

### Casters/Glides

<b>C1</b>	Hard Floor	\$28
<b>C2</b>	Glides	\$28
<b>C3</b>	Occupied Braking	\$213
<b>C4</b>	Unoccupied Braking	\$69
<b>C8</b>	Chrome Carpet	\$104
<b>C9</b>	Chrome Hard Floor	\$116

### Bases

<b>B6</b>	26" Polished Aluminum <i>Recommended with (L1)</i>	\$162
<b>B8</b>	27" Brushed Aluminum <i>Recommended with (L1)</i>	\$162
<b>B12</b>	28" Black	\$127

### Cylinders

<b>L1</b>	3" Cylinder	\$0
<b>L13</b>	7" Dual Stage	\$63
<b>L14</b>	10" Dual Stage	\$63

### Headrest

<b>H4</b>	Dual Pivot <i>Matching upholstery</i>	\$308
-----------	--	-------

### Connexion® Arm

<b>Z1</b>	Connexion Arm <i>Only available on (5) &amp; (6) seat</i>	\$404
-----------	--	-------

### Connexion® Arm Attachments

<b>A1</b>	Tablet Holder <i>Requires (Z1) Connexion Arm</i>	\$171
-----------	---	-------

## Stool Options

### Stool Cylinders

<b>L4</b>	8" Cylinder	\$63
<b>L5</b>	10" Cylinder	\$63
<b>L7</b>	7" Cylinder	\$63

### Footrings for stool cylinders only

<b>R1</b>	18" Black Plastic	\$69
<b>R2</b>	20" Chrome	\$92

### NeXtep® for stool cylinders only

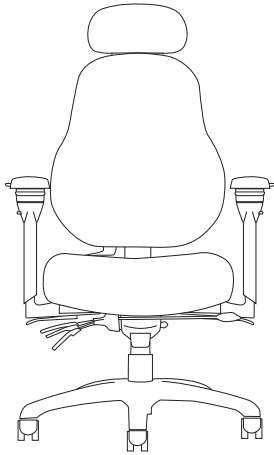
<b>R8</b>	8" w/Casters	\$213
<b>R10</b>	10" w/Casters	\$213
<b>R18</b>	8"/10" w/Casters	\$340
<b>RW8</b>	Wide 8" w/Casters	\$340
<b>RW10</b>	Wide 10" w/Casters	\$340

Also available w/glides.

For additional stool options see page 110.

# 8000 Series

## Tall & Skinny



**NPS8200-H4**


### FEATURES

- Up to 15 active adjustments
- High back & extra deep seat
- Passive weight dispersion design
- Generous foam for optimal comfort
- Inflatable lumbar
- Optional headrest

### STANDARD FEATURES

- 5-way 360° Arms
- Carpet Casters
- 28" Intensive Use Black Base
- 5" Cylinder
- Seat Slider

## Step 1 — Model Number

Series Code	Back	Select a Seat	Select an Arm	Mech
<b>NPS</b> Neutral Posture Series	<b>8</b> High Back	<b>2</b> Extra Deep Seat, <i>Minimal Contour</i>	<b>0</b> 5-way 360° \$0 <b>3</b> 360° w/Oversized Urethane \$86 <b>4</b> Swing \$179 <b>5</b> No Arms (\$140) <b>6</b> 360° w/Oversized Black Vinyl \$259 <b>7</b> 360° w/Oversized Fabric/Leather \$306 <b>P</b> 360° Swivel \$0	<b>0</b> Multi-function 
<b>NPS</b>	<b>8</b>	<b>2</b>	<b>0</b>	<b>0</b>



### NPS8200

\$1,903	<b>Grade 1</b>
\$1,963	<b>Grade 2</b>
\$2,023	<b>Grade 3</b>
\$2,093	<b>Grade 4</b>
\$2,163	<b>Grade 5</b>
\$2,243	<b>Grade 6</b>
\$2,323	<b>Grade 7</b>
\$2,413	<b>Grade 8</b>
\$2,503	<b>Grade 9</b>

Upholstered Back Outer		
<b>U1</b>	Grade 1	\$120
<b>U2</b>	Grade 2	\$140
<b>U3</b>	Grade 3	\$160
<b>U4</b>	Grade 4	\$180
<b>U5</b>	Grade 5	\$200
<b>U6</b>	Grade 6	\$220
<b>U7</b>	Grade 7	\$240
<b>U8</b>	Grade 8	\$260
<b>U9</b>	Grade 9	\$280

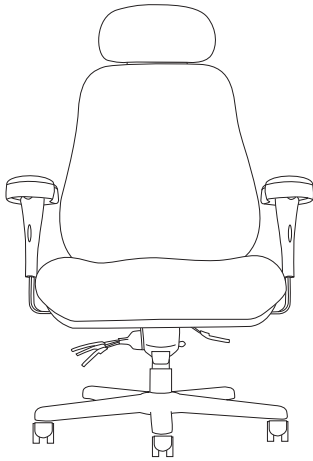
43 x 28 x 28	Chair (H x W x D)
57 lbs	Chair Weight
20	Seat Width
18.75 – 23.75	Seat Height
20.5 – 23	Seat Depth
F7° – R8°	Seat Angle
19.5	Back Width
21.5 – 25.5	Back Height
100° – 119°	Back Angle
4	Lumbar Range
7 – 11	Arm Height
15.75 – 22.25	Arm Width
28	Base Diameter
2 yd	COM Yardage
28 x 26 x 24	Shipping Box (L x W x H)
67 lbs	Shipping Weight
KD	Shipping Method

All measurements are nominal and shown in inches for base model numbers.

## Step 2 — Add option codes after model number NPS8200 - \_\_ - \_\_

General			Casters/Glides		Cylinders		Headrest				
<b>A</b>	Thoracic Support	\$92	<b>C1</b>	Hard Floor	\$28	<b>L1</b>	3" Cylinder	\$0	<b>H4</b>	Dual Pivot	\$308
<b>CR</b>	Cleanroom to Class 100	\$139	<b>C2</b>	Glides	\$28	<b>L7</b>	7" Cylinder	\$63		Matching upholstery	
<b>D1</b>	No Inflatable Lumbar	(\$50)				<b>L13</b>	7" Dual Stage	\$63			
<b>N</b>	N-dulgent® Memory Foam	\$144									

# Big & Tall



**BTC10100-H4**  
Big & Tall



**BTC16800**  
Big & Tall Jr.

## FEATURES

- Up to 11 active adjustments
- High back & contoured seat designs
- 24/7 Continuous-shift 5-year warranty only available on upholstery with a double rub rating of over 1,000,000
- Available in both regular & junior sizes
- Supports users up to 500 lbs and/or 7 ft tall
- Inflatable lumbar
- Optional headrest
- Optional leather pillow top

## STANDARD FEATURES

- Oversized Padded Arms
- Carpet Casters
- 28" Intensive Use Black Base
- 5" Cylinder
- Seat Slider

## Need it Now? 5-day Quick Ship

Only standard features are available as Quick Ship unless otherwise noted.


### QUICK SHIP ARMS

- 0** Oversized Padded
- 1** Urethane Arm Pads

### QUICK SHIP FABRICS




For available Quick Ship fabrics see page 8.

## Step 1 — Model Number

Series Code	Select a Back	Select a Seat	Select an Arm	Mech
<b>BTC</b> Big & Tall	<b>10</b> Extra Large Back <b>16</b> High Back	<b>1</b> Extra Large Seat, Minimal Contour <b>8</b> Large Seat, Minimal Contour <b>9</b> Large Seat, Deep Contour	<b>0</b> Oversized Padded <b>\$0</b> <b>1</b> Urethane Arm Pads <b>(\$50)</b>	<b>0</b> Multi-function 
<b>BTC</b>	<b>10</b>	<b>1</b>	<b>0</b>	<b>0</b>





Regular	Junior (Extra Tall)	
		
<b>BTC10100</b>	<b>BTC16800</b>	<b>BTC16900</b>
\$2,582	\$2,582	\$2,624
\$2,642	\$2,642	\$2,684
\$2,702	\$2,702	\$2,744
\$2,772	\$2,772	\$2,814
\$2,842	\$2,842	\$2,884
\$2,922	\$2,922	\$2,964
\$3,002	\$3,002	\$3,044
\$3,092	\$3,092	\$3,134
\$3,182	\$3,182	\$3,224

42 x 35 x 28	41 x 31 x 28	41 x 31 x 28
85 lbs	76 lbs	76 lbs
27	23	25
20 – 25	19 – 24	19 – 24
20 – 22	19 – 21	20 – 22
F1° – R7.5°	F4° – R12°	F1° – R9°
24	22.5	22.5
22 – 26	22 – 26	24 – 28
96° – 118°	95° – 112°	97° – 115°
4	4	4
7 – 10	7 – 10	7 – 10
24	21	24
28	28	28
2.5 yd	2.5 yd	2.5 yd
37 x 30 x 52	37 x 30 x 52	37 x 30 x 52
105 lbs	96 lbs	96 lbs
FA	FA	FA

- Grade 1**
- Grade 2**
- Grade 3**
- Grade 4**
- Grade 5**
- Grade 6**
- Grade 7**
- Grade 8**
- Grade 9**

Upholstered Back Outer		
<b>U1</b>	Grade 1	\$120
<b>U2</b>	Grade 2	\$140
<b>U3</b>	Grade 3	\$160
<b>U4</b>	Grade 4	\$180
<b>U5</b>	Grade 5	\$200
<b>U6</b>	Grade 6	\$220
<b>U7</b>	Grade 7	\$240
<b>U8</b>	Grade 8	\$260
<b>U9</b>	Grade 9	\$280

- Chair (H x W x D)
- Chair Weight
- Seat Width
- Seat Height
- Seat Depth
- Seat Angle
- Back Width
- Back Height
- Back Angle
- Lumbar Range
- Arm Height
- Arm Width
- Base Diameter
- COM Yardage
- Shipping Box (L x W x H)
- Shipping Weight
- Shipping Method

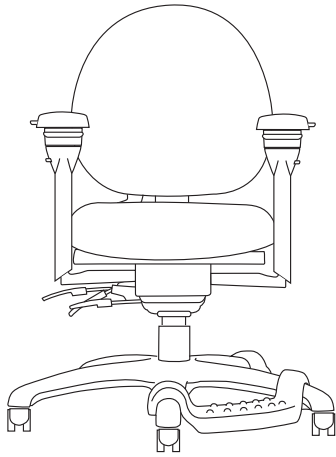
All measurements are nominal and shown in inches for base model numbers.

## Step 2 — Add option codes after model number BTC10100 - \_\_ - \_\_

General		Finishes		Bases		Headrest			
<b>A</b>	Thoracic Support	\$92	<b>PT</b>	Pillow Top	\$1,155	<b>B9</b>	28" Chrome	\$185	
<b>CR</b>	Cleanroom to Class 100	\$139	<i>Only available on (1) &amp; (8) seat; only in Canter, Ultraleather™ or leather</i>				<b>H4</b>	Dual Pivot	\$308
<b>CX</b>	Coccyx Cutout	\$248			<b>Cylinders</b>		<i>Matching upholstery</i>		
<b>E</b>	ESD*	\$335			<b>L1</b>	3" Cylinder	\$0		
<b>J</b>	Upholstered Arm Pad	\$75	<b>Casters/Glides</b>						
<b>N</b>	N-dulgent® Memory Foam	\$144	<b>C1</b>	Hard Floor	\$28				
			<b>C2</b>	Glides	\$28				

\* Contact Customer Service – customerservice@neutralposture.com

**XSM™**  
Extra Small



**XSM5300-F**

**FEATURES**

- Up to 15 active adjustments
- Petite seat
- Mesh back, mid back or high back
- Passive weight dispersion design
- Generous foam for optimal comfort
- Inflatable lumbar on 5 & 8 back
- Optional headrest available on 1 & 8 back

**STANDARD FEATURES**

- 5-way 360° Arms
- Carpet Casters
- 26" Black Base
- 5" Cylinder
- Seat Slider

**Need it Now? 5-day Quick Ship**

Only standard features are available as Quick Ship unless otherwise noted.


**QUICK SHIP ARMS**

- 0** 5-way 360°
- 5** No Arms

**QUICK SHIP FABRICS**

For available Quick Ship fabrics see page 8.

**Step 1 — Model Number**

Series Code	Select a Back	Select a Seat	Select an Arm	Mech
<b>XSM</b> Extra Small Series	<ul style="list-style-type: none"> <li><b>1</b> Mesh Back</li> <li><b>5</b> Mid Back</li> <li><b>8</b> High Back</li> </ul>	<ul style="list-style-type: none"> <li><b>3</b> Petite Seat, Minimal Contour</li> </ul>	<ul style="list-style-type: none"> <li><b>0</b> 5-way 360° \$0</li> <li><b>3</b> 360° w/Oversized Urethane \$86</li> <li><b>5</b> No Arms (\$140)</li> <li><b>6</b> 360° w/Oversized Black Vinyl \$259</li> <li><b>7</b> 360° w/Oversized Fabric/Leather \$306</li> <li><b>P</b> 360° Swivel \$0</li> </ul>	<ul style="list-style-type: none"> <li><b>0</b> Multi-function </li> </ul>
<b>XSM</b>	<b>5</b>	<b>3</b>	<b>0</b>	<b>0</b>



XSM1300	XSM5300	XSM8300
\$1,507	\$1,561	\$1,717
\$1,567	\$1,621	\$1,777
\$1,627	\$1,681	\$1,837
\$1,697	\$1,751	\$1,907
\$1,767	\$1,821	\$1,977
\$1,847	\$1,901	\$2,057
\$1,927	\$1,981	\$2,137
\$2,017	\$2,071	\$2,227
\$2,107	\$2,161	\$2,317

- Grade 1**
- Grade 2**
- Grade 3**
- Grade 4**
- Grade 5**
- Grade 6**
- Grade 7**
- Grade 8**
- Grade 9**

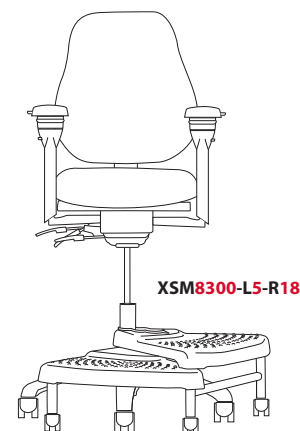
39.75 x 26 x 26	35.5 x 26 x 26	40.25 x 26 x 26
52.5 lbs	52 lbs	54.5 lbs
17	17	17
15.75 – 20.75	15.75 – 20.75	15.75 – 20.75
15.5 – 18	15.5 – 18	15.5 – 18
F4° – R11°	F4° – R11°	F6° – R12°
19	17.5	19.5
23	18 – 22	23 – 27
95° – 115°	105° – 121°	95° – 111°
3	4	4
7 – 11	7 – 11	7 – 11
13.5 – 18.25	13.5 – 18.25	13.5 – 18.25
26	26	26
1 yd	2 yd	2 yd
28 x 26 x 24	28 x 26 x 24	28 x 26 x 24
62.5 lbs	62 lbs	64.5 lbs
KD	KD	KD

- Chair (H x W x D)
- Chair Weight
- Seat Width
- Seat Height
- Seat Depth
- Seat Angle
- Back Width
- Back Height
- Back Angle
- Lumbar Range
- Arm Height
- Arm Width
- Base Diameter
- COM Yardage
- Shipping Box (L x W x H)
- Shipping Weight
- Shipping Method

All measurements are nominal and shown in inches for base model numbers. Specs may differ for stools.

Upholstered Back Outer		
<b>U1</b>	Grade 1	\$120
<b>U2</b>	Grade 2	\$140
<b>U3</b>	Grade 3	\$160
<b>U4</b>	Grade 4	\$180
<b>U5</b>	Grade 5	\$200
<b>U6</b>	Grade 6	\$220
<b>U7</b>	Grade 7	\$240
<b>U8</b>	Grade 8	\$260
<b>U9</b>	Grade 9	\$280

Only available on (5) or (8) back



## Step 2 — Add option codes after model number XSM5300 - \_\_ - \_\_

General		Back Sleeve – Back of sleeve made w/Spacer		Casters/Glides		Stool Cylinders		
<b>A</b>	Thoracic Support <i>Not available on (1) back</i>	\$92	<b>S1</b> Grade 1	\$116	<b>C1</b> Hard Floor	\$28	<b>L4</b> 8" Cylinder	\$63
<b>CR</b>	Cleanroom to Class 100	\$139	<b>S2</b> Grade 2	\$168	<b>C2</b> Glides	\$28	<b>L5</b> 10" Cylinder	\$63
<b>CX</b>	Coccyx Cutout <i>Cloud 9, Revive, Top Shelf &amp; M Plus</i>	\$248	<b>S3</b> Grade 3	\$210	<b>C3</b> Occupied Braking	\$213	<b>L7</b> 7" Cylinder	\$63
<b>D1</b>	No Inflatable Lumbar	(\$50)	<b>S4</b> Grade 4	\$252	<b>C4</b> Unoccupied Braking	\$69	<b>Footrings – for stool cylinders only</b>	
<b>E</b>	ESD*	\$335	<b>S5</b> Grade 5	\$294	<b>C8</b> Chrome Carpet	\$104	<b>R1</b> 18" Black Plastic	\$69
<b>F</b>	Fring® Footrest <i>Only available on (B0) base</i>	\$58	<b>S6</b> Grade 6	\$347	<b>C9</b> Chrome Hard Floor	\$116	<b>R2</b> 20" Chrome	\$92
<b>N</b>	N-dulgent® Memory Foam	\$144	<b>S7</b> Grade 7	\$399	<b>Bases</b>		<b>NeXtep® – for stool cylinders only</b>	
			<b>S8</b> Grade 8	\$452	<b>B6</b> 26" Polished Aluminum <i>Recommended with (L1)</i>	\$162	<b>R8</b> 8" w/Casters	\$213
			<b>S9</b> Grade 9	\$504	<b>B8</b> 27" Brushed Aluminum <i>Recommended with (L1)</i>	\$162	<b>R10</b> 10" w/Casters	\$213
			<i>Only available on (1) back</i>		<b>B12</b> 28" Black	\$127	<b>R18</b> 8"/10" w/Casters	\$340
<b>Headrests</b>			<b>Chair Cylinders</b>				<b>RW8</b> Wide 8" w/Casters	\$340
<b>HE</b>	Height Adjustable <i>Black vinyl – (1) back only</i>	\$69	<b>L1</b> 3" Cylinder	\$0			<b>RW10</b> Wide 10" w/Casters	\$340
<b>H4</b>	Dual Pivot <i>Matching upholstery – (8) back only</i>	\$308	<b>L13</b> 7" Dual Stage	\$63			<i>Also available w/glides.</i>	
<b>H5</b>	Dual Pivot <i>Black faux leather – (1) back only</i>	\$323	<b>L14</b> 10" Dual Stage	\$63			<b>For additional stool options see page 110.</b>	

\* Contact Customer Service – customerservice@neutralposture.com


---

## TASK/CONFERENCE SEATING

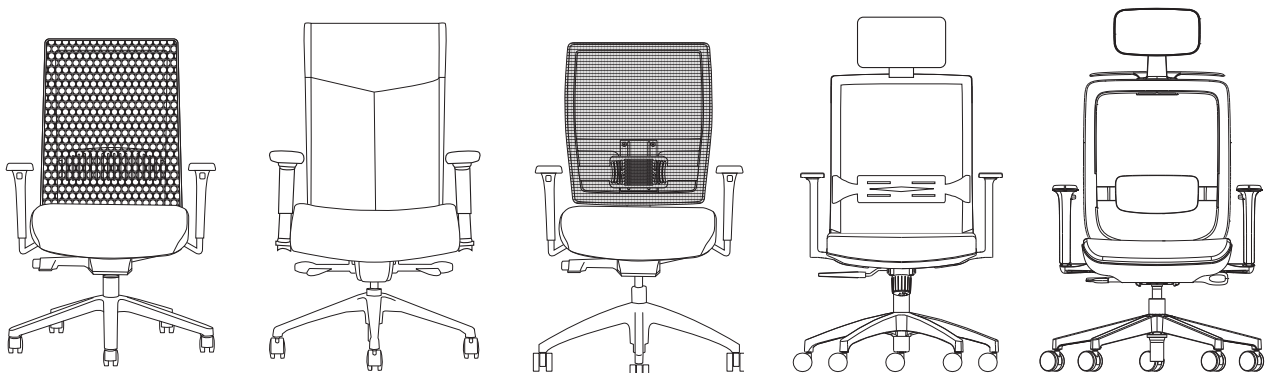
---

Neutral Posture's task/conference seating offers a wide range of styles, features and options to address any application needs. The task/conference seating was designed with elegance and engineered with functionality and health promoting benefits in mind. The task/conference seating is also a very broad category, providing anything from highly ergonomic chairs for personal use to stools and guest chairs for shorter periods of seated time and unique tasks. The multitude of specialty armrests and fabric types available will ensure that you have the chair needed to complete the task at hand and

look good while doing it. In our task/conference seating we have many different families of chairs, allowing you to fill your space with multi-functional chairs having a common theme and look. We offer many of our task/conference chairs in mesh making the chair more breathable for comfort, as well as providing a customizable sleeve that you can slide over the mesh back for an upholstered look and feel. Whether you are in the market to find an ergonomic chair to boost comfort and productivity or a family of chairs to spice up the office, our task/conference seating has the exact chair to fit your wants and needs.

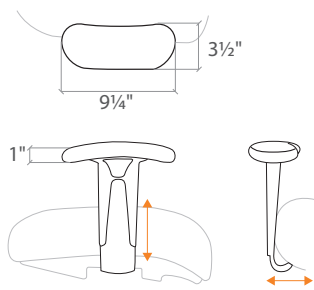


# TASK/CONFERENCE SEATING



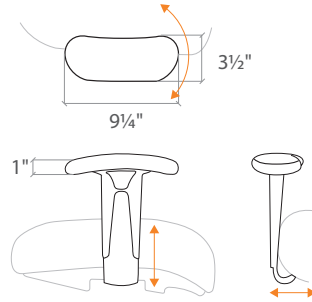
# Arm Options

Standard Arms



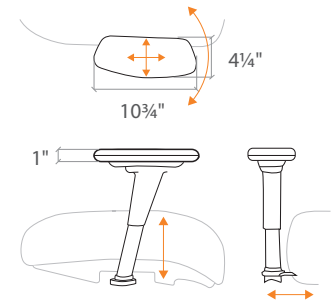
## 0 4" ADJUSTABLE

Arm Height	7.0 – 11.0
Arm Width	17.5 – 21.5
Arm Pivot	fixed
Weight	7 lbs



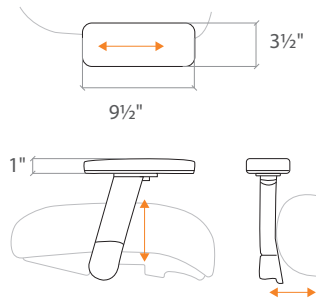
## 1 4" ADJ. W/PIVOT

Arm Height	7.0 – 11.0
Arm Width	17.5 – 21.5
Arm Pivot	25° range
Weight	7 lbs



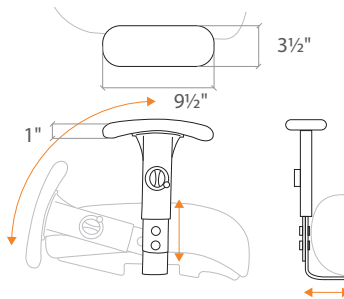
## 2 LATERAL SLIDING

Arm Height	7.0 – 11.0
Arm Width	17.5 – 21.5
Arm Pivot	30° range
Weight	7 lbs



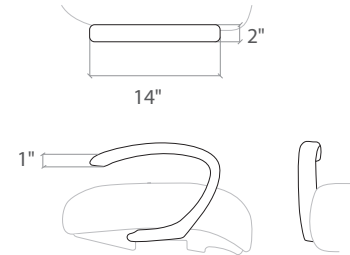
## 3 3" ADJUSTABLE

Arm Height	7.5 – 11.0
Arm Width	18.0 – 24.0
Arm Pivot	fixed
Weight	6 lbs



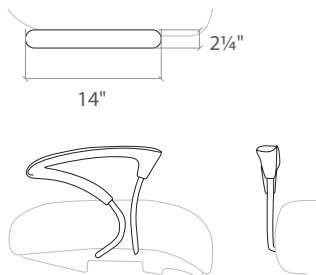
## 4 SWING

Arm Height	7.0 – 10.0
Arm Width	17.75 – 22.0
Arm Pivot	fixed
Weight	7 lbs



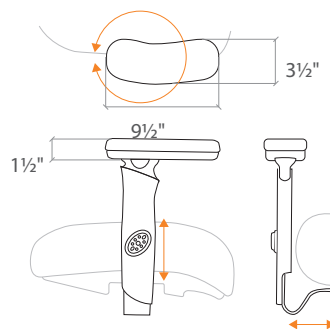
## 6 C LOOP

Arm Height	7.5
Arm Width	22.5
Arm Pivot	fixed
Weight	5 lbs



## 7 CHROME LOOP

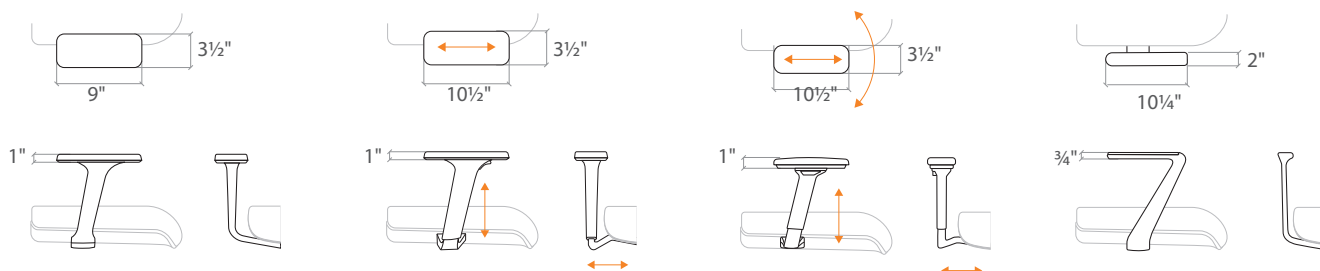
Arm Height	7.5
Arm Width	22.25
Arm Pivot	fixed
Weight	5 lbs



## 8 360° NP

Arm Height	7.0 – 11.0
Arm Width	18 – 22
Arm Pivot	360° range
Weight	7 lbs

## Knomi and Ulius Arms



### 0 FIXED

Arm Height 7  
Arm Width 19.75  
Arm Pivot fixed  
Weight 4 lbs

### 3 3D

Arm Height 6 – 9  
Arm Width 18 – 20.5  
Arm Pivot fixed  
Weight 4 lbs

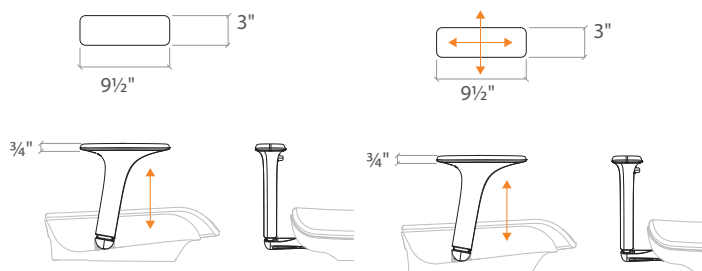
### 4 4D

Arm Height 6 – 9  
Arm Width 18 – 20.5  
Arm Pivot 30° range  
Weight 4 lbs

### 7 CHROME LOOP

Arm Height 9  
Arm Width 20.5  
Arm Pivot fixed  
Weight 6 lbs

## Icon Arms



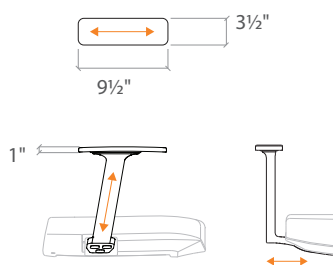
### 0 1D

Arm Height 7 – 10.5  
Arm Width 19.5  
Arm Pivot fixed  
Weight 4.5 lbs

### 3 3D

Arm Height 7 – 10.5  
Arm Width 18.0 – 20.0  
Arm Pivot fixed  
Weight 4.5 lbs

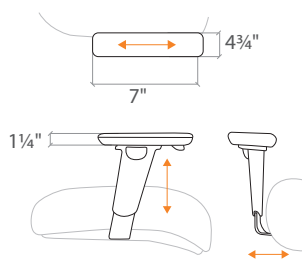
## Renati Arms



### 0 ADJUSTABLE

Arm Height 7.0 – 11.0  
Arm Width 18.5 – 19.5  
Arm Pivot fixed  
Weight 4 lbs

## Balance Arms



### 1 FORWARD SLIDING GELTHANE

Arm Height 7 – 10  
Arm Width 19 – 23  
Arm Pivot fixed  
Weight 4.5 lbs

## CHAIR MECHANISMS



### 0 KNEE-TILT

- Swivel 360°
- Pneumatic seat height
- Seat tilt tension
- Back to seat tilt, 1:1
- Rock or lock recline

#### Available on

Balance  
Embrace

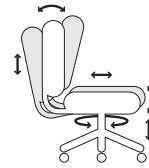


### 2 SYNCHRO

- Swivel 360°
- Pneumatic seat height
- Seat tilt tension
- Back angle
- Seat angle
- Back to seat tilt, 2:1
- Anti-kick tilt-lock
- Optional seat slider

#### Available on

Balance  
Cozi  
NV  
Right Chair  
U4ia



### 3 WEIGHT SENSITIVE

- Swivel 360°
- Pneumatic seat height
- Seat tilt tension
- Back angle
- Seat angle
- Back to seat tilt, 2:1
- Anti-kick tilt-lock
- Seat slider

#### Available on

Icon



### 4 TILT-SWIVEL

- Swivel 360°
- Pneumatic seat height
- Seat tilt tension
- Back to seat tilt, 1:1

#### Available on

Embrace  
Renati

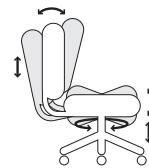


### 6 MULTI-TILT

- Swivel 360°
- Pneumatic seat height
- Independent back angle
- Independent seat angle
- Seat tilt tension
- Infinite adjust forward tilt-stop
- Optional seat slider

#### Available on

Cozi  
E-Series  
Right Chair



### 8 MULTI-TILT

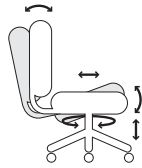
- Swivel 360°
- Pneumatic seat height
- Independent back angle
- Independent seat angle
- Seat tilt tension
- Infinite adjust forward tilt-stop
- Seat slider

#### Available on

Cozi 24/7

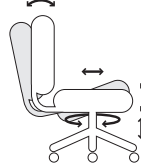


## CHAIR MECHANISMS (Ulius & Knomi)



### 2 SYNCHRO

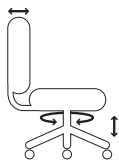
- Swivel 360°
- Pneumatic seat height
- Quick adjust seat tilt tension
- Back angle
- Seat angle
- Back to seat tilt, 2:1
- Adjustable anti-kick tilt-lock
- Seat slider



### 3 WEIGHT SENSITIVE

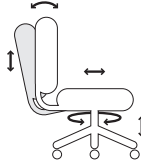
- Swivel 360°
- Pneumatic seat height
- Weight activated seat tilt tension
- Back angle
- Seat angle
- Back to seat tilt, 2:1
- Adjustable anti-kick tilt-lock
- Seat slider

## STOOL MECHANISMS



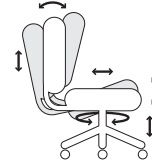
### 1 BASIC

- Swivel 360°
- Pneumatic seat height
- Back depth



### 8 STANDARD

- Swivel 360°
- Pneumatic seat height
- Seat slider
- Independent back angle



### 9 DELUXE-TILT

- Swivel 360°
- Pneumatic seat height
- Seat slider
- Seat angle
- Independent back angle

#### Available on

Cozi Stool  
Right Chair Stool  
U4ia Stool

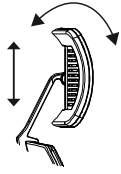
#### Available on

Cozi Stool  
Right Chair Stool  
U4ia Stool

#### Available on

Cozi Stool  
Right Chair Stool  
U4ia Stool

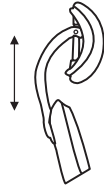
# Headrest Options



**H HEADREST**  
*Matching Upholstery*

- Height
- Angle

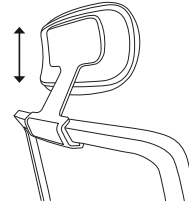
**Available on**  
Renati



**HE SYNCHRO**  
*Black Vinyl*

- Height

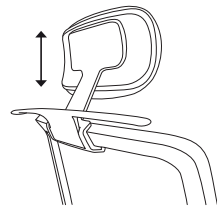
**Available on**  
Right Chair  
Right Chair Stool



**H1 HEADREST**  
*Matching Upholstery*

- Height

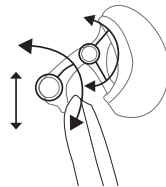
**Available on**  
Icon



**H2 HEADREST W/COAT HANGER**  
*Matching Upholstery*

- Height
- Built-in coat hanger

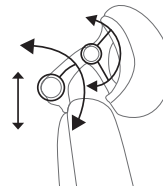
**Available on**  
Icon



**H5 DUAL PIVOT**  
*Black Faux Leather*

- Height
- Depth
- 2 pivot points

**Available on**  
Right Chair  
Right Chair Stool



**H6 DUAL PIVOT**  
*Matching Upholstery*

- Height
- Depth
- 2 pivot points

**Available on**  
Cozi  
Cozi 24/7  
Cozi Stool



---

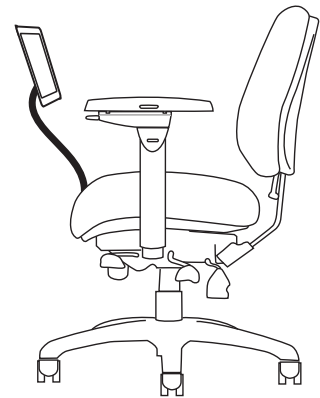
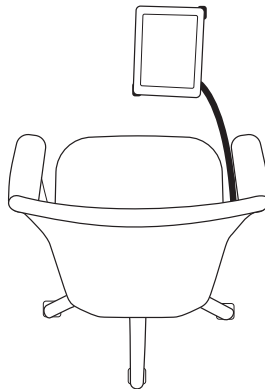
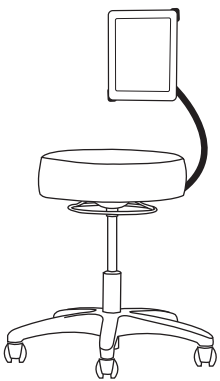
## CONNEXION® ARM

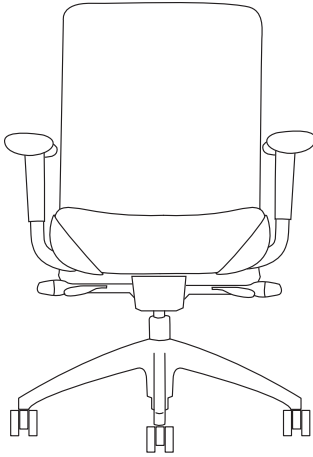
---

**THE ONLY GENUINE ERGONOMIC SOLUTION FOR THOSE WHO WORK INTENSELY WITH THEIR TABLET**

### FEATURES

- Quickly and easily position your tablet where it's comfortable for you
- Holds your tablet so you don't have to
- Eliminates awkward postures and helps reduce upper body fatigue
- Engineered for ease of use
- Can be used while sitting or standing
- 3 mounting options, left, right or both





**BAL5312**


## FEATURES

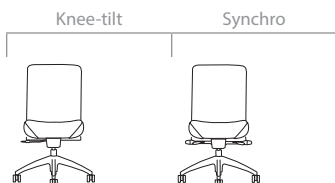
- Up to 11 active adjustments
- Mesh or upholstered back
- Passive weight dispersion design
- Generous foam for optimal comfort

## STANDARD FEATURES

- No Arms
- Carpet Casters
- 26" High Crown Black Base
- 5" Cylinder

### Step 1 — Model Number

Series Code	Back	Seat	Select an Arm	Select a Mech
<b>BAL</b> Balance	<b>5</b> High Back	<b>3</b> Large Seat	<b>1</b> Forward Sliding Gelthane Pad \$236 <b>5</b> No Arms \$0 <b>6</b> C Loop \$86 <b>7</b> Chrome Loop \$86	<b>0</b> Knee-tilt  <b>2</b> Synchro 
<b>BAL</b>	<b>5</b>	<b>3</b>	<b>1</b>	<b>2</b>



BAL5350	BAL5352
\$1,171	\$1,261
\$1,231	\$1,321
\$1,291	\$1,381
\$1,361	\$1,451
\$1,431	\$1,521
\$1,511	\$1,601
\$1,591	\$1,681
\$1,681	\$1,771
\$1,771	\$1,861

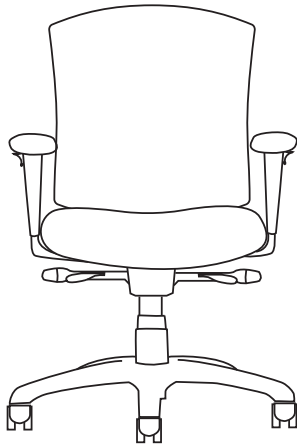
- Grade 1
- Grade 2
- Grade 3
- Grade 4
- Grade 5
- Grade 6
- Grade 7
- Grade 8
- Grade 9

38 x 26 x 26	39 x 26 x 26	Chair (H x W x D)
48.5 lbs	39 lbs	Chair Weight
22	22	Seat Width
16.5 – 21.5	16.5 – 21.5	Seat Height
17.5	16.5 – 19.5	Seat Depth (Optional)
F6° – R15°	F5° – R12°	Seat Angle
18.5	18.5	Back Width
22	22	Back Height
105° – 125°	102° – 125°	Back Angle
N/A	N/A	Lumbar Range
26	26	Base Diameter
2 yd	2 yd	COM Yardage
26 x 22 x 34	26 x 22 x 34	Shipping Box (L x W x H)
58.5 lbs	49 lbs	Shipping Weight
KD	KD	Shipping Method

All measurements are nominal and shown in inches for base model numbers.  
 All upholstery subject to Neutral Posture approval.

**Step 2 — Add option codes after model number BAL5312-\_\_-\_\_**

General		Finishes		Bases		Casters/Glides					
<b>N</b>	N-dulgent® Memory Foam <i>Seat only</i>	<b>\$86</b>	<b>U2</b>	Mesh Back	<b>\$0</b>	<b>B0</b>	26" Black	<b>\$0</b>	<b>C1</b>	Hard Floor	<b>\$28</b>
<b>S</b>	Seat Slider <i>Only available on (2) mech</i>	<b>\$86</b>				<b>B6</b>	26" Polished Aluminum	<b>\$162</b>	<b>C2</b>	Glides	<b>\$28</b>
						<b>B15</b>	26" High Crown Polished Aluminum	<b>\$63</b>	<b>C8</b>	Chrome Carpet	<b>\$104</b>
									<b>C9</b>	Chrome Hard Floor	<b>\$116</b>



COZ5602

Task/Conference

**FEATURES**


- Up to 13 active adjustments
- Standard with upholstered back outer
- Passive weight dispersion design
- Generous foam for optimal comfort
- Optional headrest

**STANDARD FEATURES**

- No Arms
- Carpet Casters
- 26" Black Base
- 5" Cylinder

**Guardian®**

The Guardian is an NIJ Level II compliant bullet resistant vest that will provide protection against regular powered 9mm handguns, up to .357 Magnums. The vest fits over the back of the chair and is easily removable.



**Need it Now? 5-day Quick Ship**

Only standard features are available as Quick Ship unless otherwise noted.



**QUICK SHIP ARMS**








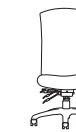
- 3 3" Adjustable
- 5 No Arms

**QUICK SHIP FABRICS**

For available Quick Ship fabrics see page 8.

**Step 1 — Model Number**

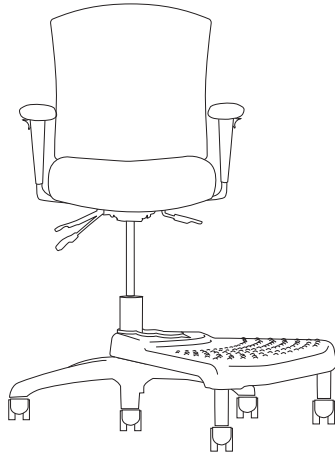
Series Code	Select a Back	Select a Seat	Select an Arm	Select a Mech
COZ Cozi	<ul style="list-style-type: none"> <li>5 Mid Back</li> <li>6 High Back</li> </ul>	<ul style="list-style-type: none"> <li>6 Medium Seat</li> <li>7 Large Seat</li> </ul>	<ul style="list-style-type: none"> <li>0 4" Adjustable \$144</li> <li>1 4" Adjustable w/Pivot \$173</li> <li>2 Lateral Sliding \$162</li> <li>3 3" Adjustable \$86</li> <li>4 Swing \$340</li> <li>5 No Arms \$0</li> <li>6 C Loop \$86</li> <li>7 Chrome Loop \$86</li> </ul>	<ul style="list-style-type: none"> <li>2 Synchro </li> <li>6 Multi-tilt </li> </ul>
<b>COZ</b>	<b>5</b>	<b>6</b>	<b>3</b>	<b>6</b>

Synchro				Multi-tilt				
								
<b>COZ5652</b>	<b>COZ5752</b>	<b>COZ6652</b>	<b>COZ6752</b>	<b>COZ5656</b>	<b>COZ5756</b>	<b>COZ6656</b>	<b>COZ6756</b>	
\$937	\$995	\$1,054	\$1,113	\$1,024	\$1,083	\$1,141	\$1,201	<b>Grade 1</b>
\$997	\$1,055	\$1,114	\$1,173	\$1,084	\$1,143	\$1,201	\$1,261	<b>Grade 2</b>
\$1,057	\$1,115	\$1,174	\$1,233	\$1,144	\$1,203	\$1,261	\$1,321	<b>Grade 3</b>
\$1,127	\$1,185	\$1,244	\$1,303	\$1,214	\$1,273	\$1,331	\$1,391	<b>Grade 4</b>
\$1,197	\$1,255	\$1,314	\$1,373	\$1,284	\$1,343	\$1,401	\$1,461	<b>Grade 5</b>
\$1,277	\$1,335	\$1,394	\$1,453	\$1,364	\$1,423	\$1,481	\$1,541	<b>Grade 6</b>
\$1,357	\$1,415	\$1,474	\$1,533	\$1,444	\$1,503	\$1,561	\$1,621	<b>Grade 7</b>
\$1,447	\$1,505	\$1,564	\$1,623	\$1,534	\$1,593	\$1,651	\$1,711	<b>Grade 8</b>
\$1,537	\$1,595	\$1,654	\$1,713	\$1,624	\$1,683	\$1,741	\$1,801	<b>Grade 9</b>
39 x 26 x 26	39 x 26 x 26	43.5 x 26 x 26	43.5 x 26 x 26	39 x 26 x 26	39 x 26 x 26	43.5 x 26 x 26	43.5 x 26 x 26	Chair (H x W x D)
47 lbs	47 lbs	47 lbs	47 lbs	51 lbs	51 lbs	51 lbs	51 lbs	Chair Weight
19.5	22	19.5	22	19.5	22	19.5	22	Seat Width
16.5 – 21.5	16.5 – 21.5	16.5 – 21.5	16.5 – 21.5	16.5 – 21.5	16.5 – 21.5	16.5 – 21.5	16.5 – 21.5	Seat Height
16.5 – 19.5	16.5 – 19.5	16.5 – 19.5	16.5 – 19.5	16.5 – 19	16.5 – 19	16.5 – 19	16.5 – 19	Seat Depth (optional)
F6° – R13°	F6° – R13°	F6° – R13°	F6° – R13°	F6° – R16°	F8° – R18°	F6° – R16°	F8° – R18°	Seat Angle
19	19	19	19	19	19	19	19	Back Width
21 – 24	21 – 24	26 – 29	26 – 29	22 – 25	22 – 25	24 – 27	24 – 27	Back Height
107° – 128°	107° – 128°	107° – 128°	107° – 128°	102° – 122°	102° – 122°	103° – 120°	103° – 120°	Back Angle
3	3	3	3	3	3	3	3	Lumbar Range
26	26	26	26	26	26	26	26	Base Diameter
2 yd	2 yd	2 yd	2 yd	2 yd	2 yd	2 yd	2 yd	COM Yardage
36 x 26 x 19	36 x 26 x 19	36 x 26 x 19	36 x 26 x 19	36 x 26 x 19	36 x 26 x 19	36 x 26 x 19	36 x 26 x 19	Shipping Box (L x W x H)
57 lbs	57 lbs	57 lbs	57 lbs	61 lbs	61 lbs	61 lbs	61 lbs	Shipping Weight
KD	KD	KD	KD	KD	KD	KD	KD	Shipping Method

All measurements are nominal and shown in inches for base model numbers.

## Step 2 — Add option codes after model number COZ5636 - \_\_ - \_\_

General		Casters/Glides		Cylinders		Connexion® Arm	
<b>CR</b> Cleanroom to Class 100	\$139	<b>C1</b> Hard Floor	\$28	<b>L1</b> 3" Cylinder	\$0	<b>Z1</b> Connexion Arm	\$404
<b>D2</b> Adjustable Lumbar Support	\$116	<b>C2</b> Glides	\$28	<b>L13</b> 7" Dual Stage	\$63	<i>Not available with (6) &amp; (7) arm</i>	
<b>E</b> ESD*	\$335	<b>C3</b> Occupied Braking	\$213	<b>L14</b> 10" Dual Stage	\$63	Connexion® Arm Attachments	
<b>F</b> Fring® Footrest <i>Only available on (B0) base</i>	\$58	<b>C4</b> Unoccupied Braking	\$69	Headrest		<b>A1</b> Tablet Holder	\$171
<b>J</b> Upholstered Arm Pad <i>Only available on (2) arm</i>	\$75	Bases		<b>H6</b> Dual Pivot	\$323	<i>Requires (Z1) Connexion Arm</i>	
<b>N</b> N-dulgent® Memory Foam	\$144	<b>B6</b> 26" Polished Aluminum	\$162	<i>Matching upholstery</i>			
<b>S</b> Seat Slider	\$86	<b>B7</b> 26" Black Aluminum	\$116	Guardian – Bullet Resistant Vest			
		<b>B8</b> 27" Brushed Aluminum	\$162	<b>G</b> Guardian	\$2,264	<i>Only Available in Canter or Ballistic</i>	



**COZ5638-L5-R8**

Task/Conference

**FEATURES**


- Up to 13 active adjustments
- Standard with upholstered back outer
- Passive weight dispersion design
- Generous foam for optimal comfort
- Optional headrest

**STANDARD FEATURES**

- No Arms
- Carpet Casters
- 26" Black Base
- 8" Cylinder

**Guardian®**

The Guardian is an NIJ Level II compliant bullet resistant vest that will provide protection against regular powered 9mm handguns, up to .357 Magnums. The vest fits over the back of the chair and is easily removable.



**Need it Now? 5-day Quick Ship**

Only standard features are available as Quick Ship unless otherwise noted.




**QUICK SHIP ARMS**

- 3** 3" Adjustable
- 5** No Arms







**QUICK SHIP FABRICS**

For available Quick Ship fabrics see page 8

**Step 1 — Model Number**

Series Code	Back	Select a Seat	Select an Arm	Select a Mech
<b>COZ</b> Cozi	<b>5</b> Mid Back	<b>6</b> Medium Seat <b>7</b> Large Seat	<b>0</b> 4" Adjustable <b>\$144</b> <b>1</b> 4" Adjustable w/Pivot <b>\$173</b> <b>2</b> Lateral Sliding <b>\$162</b> <b>3</b> 3" Adjustable <b>\$86</b> <b>4</b> Swing <b>\$340</b> <b>5</b> No Arms <b>\$0</b> <b>6</b> C Loop <b>\$86</b> <b>7</b> Chrome Loop <b>\$86</b>	<b>1</b> Basic  <b>8</b> Standard  <b>9</b> Deluxe-tilt 
<b>COZ</b>	<b>5</b>	<b>6</b>	<b>3</b>	<b>8</b>



Basic		Standard		Deluxe-tilt	
					
<b>COZ5651</b>	<b>COZ5751</b>	<b>COZ5658</b>	<b>COZ5758</b>	<b>COZ5659</b>	<b>COZ5759</b>
\$953	\$1,012	\$978	\$1,036	\$1,001	\$1,059
\$1,013	\$1,072	\$1,038	\$1,096	\$1,061	\$1,119
\$1,073	\$1,132	\$1,098	\$1,156	\$1,121	\$1,179
\$1,143	\$1,202	\$1,168	\$1,226	\$1,191	\$1,249
\$1,213	\$1,272	\$1,238	\$1,296	\$1,261	\$1,319
\$1,293	\$1,352	\$1,318	\$1,376	\$1,341	\$1,399
\$1,373	\$1,432	\$1,398	\$1,456	\$1,421	\$1,479
\$1,463	\$1,522	\$1,488	\$1,546	\$1,511	\$1,569
\$1,553	\$1,612	\$1,578	\$1,636	\$1,601	\$1,659
43 x 26 x 26	43 x 26 x 26	43.5 x 26 x 26	43.5 x 26 x 26	43.5 x 26 x 26	43.5 x 26 x 26
34 lbs	34 lbs	46 lbs	46 lbs	46 lbs	46 lbs
19.5	22	19.5	22	19.5	22
20.5 – 28.5	20.5 – 28.5	22 – 30	22 – 30	22 – 30	22 – 30
16.5 – 18.5	16.5 – 18.5	16.5 – 19	16.5 – 19	16.5 – 19	16.5 – 19
R4°	R4°	R3°	R3°	R4°	R4°
19	19	19	19	19	19
21.5 – 24	21.5 – 24	22 – 25	22 – 25	22 – 25	22 – 25
103°	103°	95° – 102°	95° – 102°	97° – 105°	97° – 105°
3	3	3	3	3	3
26	26	26	26	26	26
2 yd	2 yd	2 yd	2 yd	2 yd	2 yd
36 x 26 x 19	36 x 26 x 19	36 x 26 x 19	36 x 26 x 19	36 x 26 x 19	36 x 26 x 19
44 lbs	44 lbs	56 lbs	56 lbs	56 lbs	56 lbs
KD	KD	KD	KD	KD	KD

- Grade 1**
- Grade 2**
- Grade 3**
- Grade 4**
- Grade 5**
- Grade 6**
- Grade 7**
- Grade 8**
- Grade 9**
- Chair (H x W x D)
- Chair Weight
- Seat Width
- Seat Height
- Seat Depth (OPTIONAL)
- Seat Angle
- Back Width
- Back Height
- Back Angle
- Lumbar Range
- Base Diameter
- COM Yardage
- Shipping Box (L x W x H)
- Shipping Weight
- Shipping Method

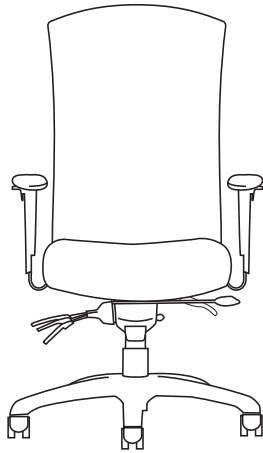
All measurements are nominal and shown in inches for base model numbers.

## Step 2 — Add option codes after model number COZ5638 - \_ - \_

<b>General</b>	<b>Bases</b>	<b>Connexion<sup>®</sup> Arm</b>	<b>Stool Cylinders</b>
<b>CR</b> Cleanroom to Class 100 \$139	<b>B6</b> 26" Polished Aluminum \$162	<b>Z1</b> Connexion Arm \$404 <i>Not available with (6) &amp; (7) arm</i>	<b>L5</b> 10" Cylinder \$0
<b>D2</b> Adjustable Lumbar Support \$116	<b>B7</b> 26" Black Aluminum \$116		<b>L7</b> 7" Cylinder \$0
<b>E</b> ESD* \$335	<b>Chair Cylinders</b>	<b>Connexion<sup>®</sup> Arm Attachments</b>	<b>Footrings for stool cylinders only</b>
<b>J</b> Upholstered Arm Pad \$75 <i>Only available on (2) arm</i>	<b>L1</b> 3" Cylinder \$0	<b>A1</b> Tablet Holder \$171 <i>Requires (Z1) Connexion Arm</i>	<b>R1</b> 18" Black Plastic \$69
<b>N</b> N-dulgent <sup>®</sup> Memory Foam \$144	<b>L3</b> 5" Cylinder \$0		<b>R2</b> 20" Chrome \$92
<b>Casters/Glides</b>	<b>L13</b> 7" Dual Stage \$0	<b>Guardian – Bullet Resistant Vest</b>	<b>NeXtep<sup>®</sup> for stool cylinders only</b>
<b>C1</b> Hard Floor \$28	<b>L14</b> 10" Dual Stage \$0	<b>G</b> Guardian \$2,264 <i>Only Available in Canter or Ballistic</i>	<b>R8</b> 8" w/Casters \$213
<b>C2</b> Glides \$28	<b>Headrest</b>		<b>R10</b> 10" w/Casters \$213
<b>C3</b> Occupied Braking \$213	<b>H6</b> Dual Pivot \$323 <i>Matching upholstery</i>		<b>R18</b> 8"/10" w/Casters \$340
<b>C4</b> Unoccupied Braking \$69			<b>RW8</b> Wide 8" w/Casters \$340
			<b>RW10</b> Wide 10" w/Casters \$340
			Also available w/glides.

For additional stool options see page 110.

# Cozi® 24/7



**CZN6608**

Task/Conference

## FEATURES


- Up to 11 active adjustments
- Standard with upholstered back outer
- 24/7 Continuous-shift 5-year warranty only available on upholstery with a double rub rating of over 1,000,000
- Passive weight dispersion design
- Generous foam for optimal comfort
- Optional headrest

## STANDARD FEATURES


- No Arms
- Carpet Casters
- 26" Black Base
- 5" Intensive Use Cylinder
- Seat Slider

## Guardian®

The Guardian is an NIJ Level II compliant bullet resistant vest that will provide protection against regular powered 9mm handguns, up to .357 Magnums. The vest fits over the back of the chair and is easily removable.



## Step 1 — Model Number

Series Code	Select a Back	Select a Seat	Select an Arm	Mech
<b>CZN</b> Cozi	<b>5</b> Mid Back <b>6</b> High Back	<b>6</b> Medium Seat <b>7</b> Large Seat <b>8</b> Extra Large Seat <i>Supports up to 400 lbs</i>	<b>0</b> 4" Adjustable <i>Not available on 8 seat</i> <b>4</b> Swing <b>5</b> No Arms <b>6</b> 360° w/Oversized Black Vinyl <b>7</b> 360° w/Oversized Fabric/Leather <b>8</b> 360° NP	<b>8</b> Multi-tilt 
<b>CZN</b>	<b>5</b>	<b>6</b>	<b>0</b>	<b>8</b>

Supports up to 350 lbs

Supports up to 400 lbs

Cozi® 24/7

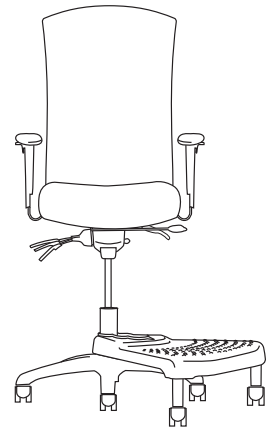


CZN5658	CZN5758	CZN6658	CZN6758	CZN5858	CZN6858
\$1,243	\$1,284	\$1,343	\$1,372	\$1,549	\$1,638
\$1,303	\$1,344	\$1,403	\$1,432	\$1,609	\$1,698
\$1,363	\$1,404	\$1,463	\$1,492	\$1,669	\$1,758
\$1,433	\$1,474	\$1,533	\$1,562	\$1,739	\$1,828
\$1,503	\$1,544	\$1,603	\$1,632	\$1,809	\$1,898
\$1,583	\$1,624	\$1,683	\$1,712	\$1,889	\$1,978
\$1,663	\$1,704	\$1,763	\$1,792	\$1,969	\$2,058
\$1,753	\$1,794	\$1,853	\$1,882	\$2,059	\$2,148
\$1,843	\$1,884	\$1,943	\$1,972	\$2,149	\$2,238

**Grade 1**  
**Grade 2**  
**Grade 3**  
**Grade 4**  
**Grade 5**  
**Grade 6**  
**Grade 7**  
**Grade 8**  
**Grade 9**

39 x 26 x 26	39 x 26 x 26	43 x 26 x 26	43 x 26 x 26	39 x 26 x 26	41 x 26 x 26	Chair (H x W x D)
51.5 lbs	51.5 lbs	52 lbs	52 lbs	59 lbs	59 lbs	Chair Weight
19.5	22	19.5	22	23	23	Seat Width
16.5 – 21.5	16.5 – 21.5	16.5 – 21.5	16.5 – 21.5	19.25 – 23.75	19.25 – 23.75	Seat Height
16 – 18	16 – 18	16 – 18	16 – 18	19 – 21	19 – 21	Seat Depth
F5° – R10°	F8° – R18°	F5° – R10°	F8° – R18°	F5° – R10°	F5° – R10°	Seat Angle
19	19	19	19	19	19	Back Width
22 – 25	22 – 25	23 – 26	23 – 26	20 – 23	22 – 25	Back Height
105° – 120°	105° – 120°	105° – 120°	105° – 120°	105° – 120°	105° – 120°	Back Angle
3	3	3	3	3	3	Lumbar Range
26	26	26	26	26	26	Base Diameter
2 yd	2 yd	2 yd	2 yd	3 yd	3 yd	COM Yardage
36 x 26 x 19	36 x 26 x 19	36 x 26 x 19	36 x 26 x 19	28 x 26 x 24	28 x 26 x 24	Shipping Box (L x W x H)
61.5 lbs	61.5 lbs	62 lbs	62 lbs	69 lbs	69 lbs	Shipping Weight
KD	KD	KD	KD	KD	KD	Shipping Method

All measurements are nominal and shown in inches for base model numbers..  
Specs may differ for stools.



CZN6608-L5-R8


Task/Conference

## Step 2 — Add option codes after model number CZN5608 - \_\_ - \_\_

General	Casters/Glides	Chair Cylinders	Stool Options
<b>CR</b> Cleanroom to Class 100 \$139	<b>C1</b> Hard Floor \$28	<b>L1</b> 3" Cylinder \$0	<b>Not available on (8) seat</b>
<b>D2</b> Adjustable Lumbar Support \$116		<b>L13</b> 7" Dual Stage \$63	
<b>E</b> ESD* \$335	<b>Bases</b>	<b>L14</b> 10" Dual Stage \$63	
<b>N</b> N-dulgent® Memory Foam \$144	<b>B7</b> 26" Black Aluminum \$116		<b>Stool Cylinders</b>
	<b>B8</b> 27" Brushed Aluminum \$162	<b>Headrest</b>	<b>L4</b> 8" Cylinder \$63
<b>Finishes</b>	<b>B14</b> 28" Intensive Use Black \$144	<b>H6</b> Dual Pivot \$323 <i>Matching upholstery</i>	<b>L5</b> 10" Cylinder \$63
<b>U1</b> Ballistic Upholstery \$0 <i>Back outer</i>		<b>Guardian – Bullet Resistant Vest</b>	<b>L7</b> 7" Cylinder \$63
		<b>G</b> Guardian \$2,264 <i>Only Available in Canter or Ballistic</i>	<b>Footrings for stool cylinders only</b>
			<b>R1</b> 18" Black Plastic \$69
			<b>R2</b> 20" Chrome \$92
			<b>NeXtep® for stool cylinders only</b>
			<b>R8</b> 8" w/Casters \$213
			<b>R10</b> 10" w/Casters \$213
			<b>R18</b> 8"/10" w/Casters \$340
			<b>RW8</b> Wide 8" w/Casters \$340
			<b>RW10</b> Wide 10" w/Casters \$340

Also available w/glides.

For additional stool options  
see page 110.



**COG5654**



**FEATURES**

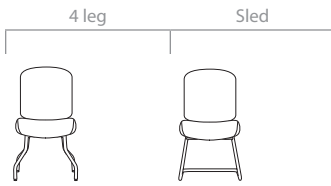
- Generous foam for optimal comfort
- Standard with upholstered back outer
- Passive weight dispersion design
- 2 base options

**STANDARD FEATURES**

- No Arms
- Glides
- Black Frame

**Step 1 — Model Number**

Series Code	Back	Seat	Select an Arm	Select a Base
<b>COG</b> Cozi Guest	<b>5</b> Mid Back	<b>6</b> Medium Seat	<b>3</b> 3" Adjustable Fixed width \$86 <b>5</b> No Arms \$0 <b>6</b> C Loop \$86 <b>7</b> Chrome Loop \$86	<b>4</b> 4-leg  <b>5</b> Sled 
<b>COG</b>	<b>5</b>	<b>6</b>	<b>5</b>	<b>4</b>



COG5654	COG5655
\$1,054	\$1,130
\$1,114	\$1,190
\$1,174	\$1,250
\$1,244	\$1,320
\$1,314	\$1,390
\$1,394	\$1,470
\$1,474	\$1,550
\$1,564	\$1,640
\$1,654	\$1,730

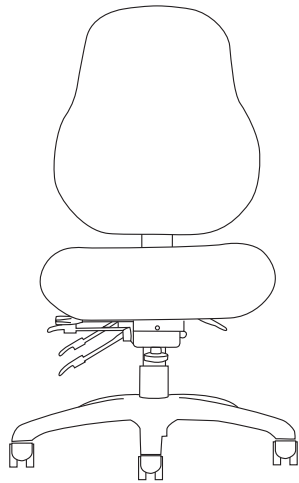
- Grade 1
- Grade 2
- Grade 3
- Grade 4
- Grade 5
- Grade 6
- Grade 7
- Grade 8
- Grade 9

37 x 20.5 x 24	36.5 x 20.5 x 24	Chair (H x W x D)
26.5 lbs	29.5 lbs	Chair Weight
19.5"	19.5"	Seat Width
18"	17.25"	Seat Height
18.5"	18.5"	Seat Depth
R3°	R4°	Seat Angle
19"	19"	Back Width
20"	20"	Back Height
109°	109°	Back Angle
20.5	20.5 x 23	Base Diameter
2 yd	2 yd	COM Yardage
30 x 27 x 39	30 x 27 x 39	Shipping Box (L x W x H)
36.5 lbs	39.5 lbs	Shipping Weight
FA	FA	Shipping Method

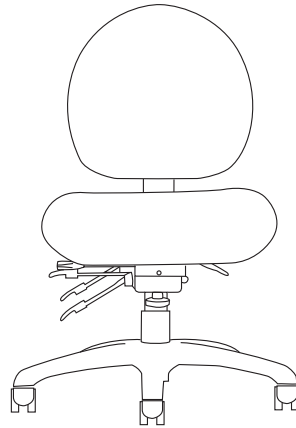
All measurements are nominal and shown in inches for base model numbers.

**Step 2** — Add option code after model number COG5654 - \_\_

General	
CB Chrome Base	\$109



**ES3256**  
High Back



**ES2256**  
Mid Back

## FEATURES

- Up to 13 active adjustments
- Contoured seat design
- Passive weight dispersion design
- Generous foam for optimal comfort
- Only available in Cloud 9, M Plus, or Revive

## STANDARD FEATURES

- No Arms
- Carpet Casters
- 26" Black Base
- 5" Cylinder
- Seat Slider

## Need it Now? 5-day Quick Ship

Only standard features are available as Quick Ship unless otherwise noted.


### QUICK SHIP ARMS

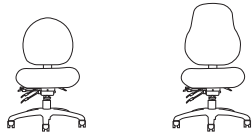
- 3 3" Adjustable
- 5 No Arms

### QUICK SHIP FABRICS

For available Quick Ship fabrics see page 8

## Step 1 — Model Number

Series Code	Select a Back	Seat	Select an Arm		Mech
ES E-Series	<ul style="list-style-type: none"> <li>2 Mid Back</li> <li>3 High Back</li> </ul>	<ul style="list-style-type: none"> <li>2 Medium Seat</li> </ul>	<ul style="list-style-type: none"> <li>0 4" Adjustable</li> <li>2 Lateral Sliding</li> <li>5 No Arms</li> </ul>	<ul style="list-style-type: none"> <li>\$144</li> <li>\$162</li> <li>\$0</li> </ul>	<ul style="list-style-type: none"> <li>6 Multi-tilt</li> </ul> 
<b>ES</b>	<b>3</b>	<b>2</b>	<b>0</b>		<b>6</b>



**ES2256**      **ES3256**

\$978	\$978
\$1,018	\$1,018

**M Plus**  
**Cloud 9 or Revive**

35.75 x 26 x 26	40 x 26 x 26	Chair (H x W x D)
52.5 lbs	58 lbs	Chair Weight
20.5	20.5	Seat Width
17.5 – 22.5	17.5 – 22.5	Seat Height
16 – 18	16 – 18	Seat Depth
F1° – R16°	F1° – R16°	Seat Angle
17.5	19.5	Back Width
17 – 21	21 – 25	Back Height
102° – 120°	97° – 112°	Back Angle
4	4	Lumbar Range
26	26	Arm Width
2 yd	2 yd	COM Yardage
28 x 26 x 24	28 x 26 x 24	Shipping Box (L x W x H)
62.5 lbs	68 lbs	Shipping Weight
KD	KD	Shipping Method

All measurements are nominal and shown in inches for base model numbers.. Specs may differ for stools.

**Step 2** — Add option codes after model number ES3206 - \_\_ - \_\_

**General**

<b>F</b>	Fring® Footrest <i>Only available on (B0) base</i>	\$58
----------	---	------

**Casters/Glides**

<b>C1</b>	Hard Floor	\$28
-----------	------------	------

**Chair Cylinders**

<b>L1</b>	3" Cylinder	\$0
<b>L13</b>	7" Dual Stage	\$63
<b>L14</b>	10" Dual Stage	\$63

**Connexion® Arm**

<b>Z1</b>	Connexion Arm	\$404
-----------	---------------	-------

**Connexion® Arm Attachments**

<b>A1</b>	Tablet Holder <i>Requires (Z1) Connexion Arm</i>	\$171
-----------	---	-------

**Stool Options**

**Stool Cylinders**

<b>L4</b>	8" Cylinder	\$63
<b>L5</b>	10" Cylinder	\$63
<b>L7</b>	7" Cylinder	\$63

**Footrings** for stool cylinders only

<b>R1</b>	18" Black Plastic	\$69
<b>R2</b>	20" Chrome	\$92

**NeXtep®** for stool cylinders only


<b>R8</b>	8" w/Casters	\$213
<b>R10</b>	10" w/Casters	\$213
<b>R18</b>	8"/10" w/Casters	\$340
<b>RW8</b>	Wide 8" w/Casters	\$340
<b>RW10</b>	Wide 10" w/Casters	\$340

Also available w/glides.

For additional stool options see page 110.



**EMB2124**  
Pulled Fabric



**EMB2124-PT**  
Pillow Top

## FEATURES

- Up to 4 active adjustments
- Pillow top or pulled fabric upholstery
- Passive weight dispersion design
- Generous foam for optimal comfort
- Built-in lumbar

## STANDARD FEATURES

- C Loop Arms
- Carpet Casters
- 26" Black Base



### Tilt-swivel

- 5" Cylinder

### Knee-tilt

- 3" Cylinder

## Step 1 — Model Number

Series Code	Select a Back	Seat	Arm		Select a Base
<b>EMB</b> Embrace	<b>1</b> Mid Back <b>2</b> High Back	<b>1</b> Medium Seat	<b>2</b> C Loop	\$0	<b>4</b> Tilt-swivel  <b>0</b> Knee-tilt 
<b>EMB</b>	<b>2</b>	<b>1</b>	<b>2</b>		<b>4</b>




Tilt-swivel (Pulled)		Tilt-swivel (Pillow Top)		Knee-tilt (Pulled)		Knee-tilt (Pillow Top)		
<b>EMB1124</b>	<b>EMB2124</b>	<b>EMB1124-PT</b>	<b>EMB2124-PT</b>	<b>EMB1120</b>	<b>EMB2120</b>	<b>EMB1120-PT</b>	<b>EMB2120-PT</b>	
\$847	\$919	\$1,078	\$1,150	\$919	\$989	\$1,150	\$1,220	<b>Grade 1</b>
\$907	\$979	\$1,168	\$1,240	\$979	\$1,049	\$1,240	\$1,310	<b>Grade 2</b>
\$967	\$1,039	\$1,258	\$1,330	\$1,039	\$1,109	\$1,330	\$1,400	<b>Grade 3</b>
\$1,037	\$1,109	\$1,348	\$1,420	\$1,109	\$1,179	\$1,420	\$1,490	<b>Grade 4</b>
\$1,107	\$1,179	\$1,458	\$1,530	\$1,179	\$1,249	\$1,530	\$1,600	<b>Grade 5</b>
\$1,187	\$1,259	\$1,608	\$1,680	\$1,259	\$1,329	\$1,680	\$1,750	<b>Grade 6</b>
\$1,267	\$1,339	\$1,778	\$1,850	\$1,339	\$1,409	\$1,850	\$1,920	<b>Grade 7</b>
\$1,357	\$1,429	\$1,968	\$2,040	\$1,429	\$1,499	\$2,040	\$2,110	<b>Grade 8</b>
\$1,447	\$1,519	\$2,158	\$2,230	\$1,519	\$1,589	\$2,230	\$2,300	<b>Grade 9</b>
36 × 26 × 26	40 × 26 × 26	36 × 26 × 26	40 × 26 × 26	38.5 × 26 × 28	42.5 × 26 × 28	38.5 × 26 × 28	42.5 × 26 × 28	Chair (H x W x D)
57 lbs	57 lbs	57 lbs	57 lbs	57 lbs	57 lbs	57 lbs	57 lbs	Chair Weight
21	21	21	21	21	21	21	21	Seat Width
15.5 – 20.5	15.5 – 20.5	15.5 – 20.5	15.5 – 20.5	18 – 21	18 – 21	18 – 21	18 – 21	Seat Height
19.5	19.5	19.5	19.5	19.5	19.5	19.5	19.5	Seat Depth
R6° – F23°	R6° – F23°	R6° – F23°	R6° – F23°	R7° – F24°	R7° – F24°	R7° – F24°	R7° – F24°	Seat Angle
22	22	22	22	22	22	22	22	Back Width
22	25	22	25	22	25	22	25	Back Height
N/A	N/A	N/A	N/A	N/A	N/A	N/A	N/A	Back Angle
8	8	8	8	8	8	8	8	Arm Height
21.75	21.75	21.75	21.75	21.75	21.75	21.75	21.75	Arm Width
26	26	26	26	26	26	26	26	Base Diameter
2 yd	2 yd	2 yd	2 yd	2 yd	2 yd	2 yd	2 yd	COM Yardage – Pulled
4 yd	4.5 yd	4 yd	4.5 yd	4 yd	4.5 yd	4 yd	4.5 yd	COM Yardage – Pillow Top
37 × 23 × 22	37 × 23 × 22	37 × 23 × 22	37 × 23 × 22	37 × 23 × 22	37 × 23 × 22	37 × 23 × 22	37 × 23 × 22	Shipping Box (L x W x H)
67 lbs	67 lbs	67 lbs	67 lbs	67 lbs	67 lbs	67 lbs	67 lbs	Shipping Weight
KD	KD	KD	KD	KD	KD	KD	KD	Shipping Method

All measurements are nominal and shown in inches for base model numbers.  
 Not available in Cloud 9™, M Plus, Revive™ or Top Shelf upholstery.

### Step 2 — Add option code after model number EMB2124 - \_\_

Finishes	Cylinders	Casters/Glides
<b>CP</b> Chrome Package <i>Chrome loop arm &amp; polished aluminum base. Ships fully assembled</i>	<b>L13</b> 7" Dual Stage <b>L14</b> 10" Dual Stage	<b>C1</b> Hard Floor
<b>\$340</b>	<b>\$63</b> <b>\$63</b>	<b>\$28</b>



**EMC022**  
Pulled Fabric

Task/Conference

**FEATURES**

- Generous amount of foam in seat and back
- Fully upholstered back
- Sturdy, cantilever steel base

**STANDARD FEATURES**

- No Arms
- Black Cantilever Base

**Step 1 — Model Number**

Series Code	Back	Seat	Select an Arm
EMC Embrace Guest	0 Mid Back	2 Medium Seat	0 No Arms 2 C Loop
<b>EMC</b>	<b>0</b>	<b>2</b>	<b>2</b>

w/o Arms (Pulled)	w/o Arms (Pillow Top)	w/Arms (Pulled)	w/Arms (Pillow Top)
<b>EMC020</b>	<b>EMC020-PT</b>	<b>EMC022</b>	<b>EMC022-PT</b>
\$712	\$943	\$830	\$1,061
\$772	\$1,033	\$890	\$1,151
\$832	\$1,123	\$950	\$1,241
\$902	\$1,213	\$1,020	\$1,331
\$972	\$1,323	\$1,090	\$1,441
\$1,052	\$1,473	\$1,170	\$1,591
\$1,132	\$1,643	\$1,250	\$1,761
\$1,222	\$1,833	\$1,340	\$1,951
\$1,312	\$2,023	\$1,430	\$2,141

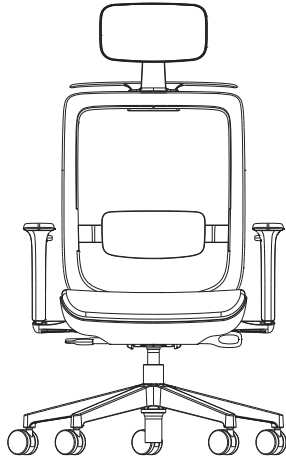
- Grade 1**
- Grade 2**
- Grade 3**
- Grade 4**
- Grade 5**
- Grade 6**
- Grade 7**
- Grade 8**
- Grade 9**

38.5 x 25 x 28	38.5 x 25 x 28	38.5 x 25 x 28	38.5 x 25 x 28	Chair (H x W x D)
49 lbs	49 lbs	49 lbs	49 lbs	Chair Weight
21	21	21	21	Seat Width
20	20	20	20	Seat Height
20.5	20.5	20.5	20.5	Seat Depth
21	21	21	21	Back Width
22	22	22	22	Back Height
2 yd	2 yd	2 yd	2 yd	COM Yardage – <i>Pulled Fabric</i>
4.5 yd	4.5 yd	4.5 yd	4.5 yd	COM Yardage – <i>Pillow Top</i>
29 x 26.5 x 38	29 x 26.5 x 38	29 x 26.5 x 38	29 x 26.5 x 38	Shipping Box (L x W x H)
59 lbs	59 lbs	59 lbs	59 lbs	Shipping Weight
FA	FA	FA	FA	Shipping Method

All measurements are nominal and shown in inches for base model numbers.  
Not available in Cloud 9™, M Plus, Revive™ or Top Shelf upholstery.

## Step 2 — Add option codes after model number EMC022 - \_\_ - \_\_

General		
<b>CB</b>	Chrome Base	<b>\$109</b>
<b>CP</b>	Chrome Package <i>Chrome loop arm &amp; polished aluminum base</i>	<b>\$340</b>



ICON4603-H2

**FEATURES**

- Medium gray mesh back
- Gray & black frame combination
- Replaceable/removable upholstered seat cushion – clips into place with no tools required
- Adjustable & removable lumbar support (easily slide up & down with no levers)
- Weight sensing mechanism without tension knob
- Finished seat bottom shell conceals mechanism
- 3 adjustment levers – height, synchro-tilt & seat slider

**STANDARD FEATURES**

- No Arms
- Carpet Casters
- 26" Black Base
- 5" Cylinder
- Seat Slider
- N-dulgent® Memory Foam
- Adjustable Lumbar

**Need it Now? 5-day Quick Ship**

Only standard features are available as Quick Ship unless otherwise noted.


**QUICK SHIP ARMS**

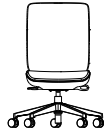
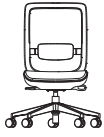
- 0 1D
- 5 No Arms
- 3 3D

**QUICK SHIP FABRICS**

For available Quick Ship fabrics see page 8.

**Step 1 — Model Number**

Series Code	Select a Back	Seat	Select an Arm		Mech
ICON Icon	<p>4 Mesh Back</p> <p>5 Upholstered Back</p>	6 Medium Seat	<p>0 1D</p> <p>3 3D</p> <p>5 No Arms</p>	<p>\$46</p> <p>\$81</p> <p>\$0</p>	<p>3 Weight Sensitive</p> 
<b>ICON</b>	<b>4</b>	<b>6</b>	<b>0</b>		<b>3</b>



ICON4653	ICON5653
\$827	\$1,001
\$857	\$1,061
\$887	\$1,121
\$927	\$1,191
\$967	\$1,261
\$1,017	\$1,341
\$1,067	\$1,421
\$1,127	\$1,511
\$1,187	\$1,601

**Grade 1**  
**Grade 2**  
**Grade 3**  
**Grade 4**  
**Grade 5**  
**Grade 6**  
**Grade 7**  
**Grade 8**  
**Grade 9**

36.5 x 26 x 26	36.5 x 26 x 26	Chair (H x W x D)
36.5 lbs	36.5 lbs	Chair Weight
18.5	18.5	Seat Width
16 – 21	16 – 21	Seat Height
18 – 20	18 – 20	Seat Depth
R3° – R6°	R3° – R6°	Seat Angle
18	18	Back Width
20.5	20.5	Back Height
104° – 128°	104° – 128°	Back Angle
2.5	2.5	Lumbar Range
26	26	Base Diameter
1 yd	2 yd	COM Yardage
27 x 23 x 33	27 x 23 x 33	Shipping Box (L x W x H)
46.5 lbs	46.5 lbs	Shipping Weight
KD	KD	Shipping Method

All measurements are nominal and shown in inches for base model numbers. Specs may differ for stools.

ICONSC — Replacement Seat Cover	
Grade 1	\$100
Grade 2	\$130
Grade 3	\$160
Grade 4	\$200
Grade 5	\$240
Grade 6	\$290
Grade 7	\$340
Grade 8	\$400
Grade 9	\$460

**Step 2 — Add option codes after model number ICON4603 - \_\_\_ - \_\_\_**

General		
<b>E</b>	ESD* <i>Only available in Cloud 9™</i>	\$404
<b>N</b>	N-dulgent® Memory Foam	\$86
Bases		
<b>B24</b>	26" Polished Aluminum	\$104

Casters/Glides	
<b>C1</b>	Hard Floor \$28
<b>C2</b>	Glides \$28
Cylinders	
<b>L13</b>	7" Dual Stage \$63
<b>L14</b>	10" Dual Stage \$63

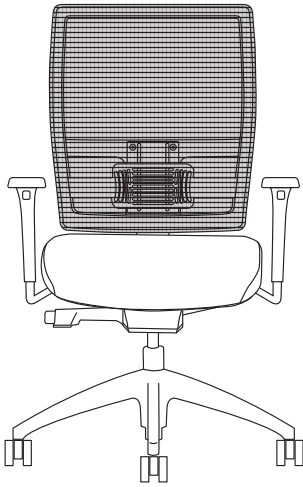
Headrests	
<b>H1</b>	Headrest \$69 <i>Matching upholstery</i>
<b>H2</b>	Headrest w/Coat Hanger \$104 <i>Matching upholstery</i>

Stool Options	
Stool Cylinders	
<b>L4</b>	8" Cylinder \$63
<b>L5</b>	10" Cylinder \$63
<b>L7</b>	7" Cylinder \$63

Footrings for stool cylinders only	
<b>R1</b>	18" Black Plastic \$69
<b>R2</b>	20" Chrome \$92

NeXtep® for stool cylinders only	
<b>R9</b>	10" w/Glides \$155
<b>R10</b>	10" w/Casters \$213
<b>R21</b>	10"/12" w/Glides \$271
<b>R22</b>	10"/12" w/Casters \$340
<b>RW9</b>	Wide 10" w/Glides \$271
<b>RW10</b>	Wide 10" w/Casters \$340

For additional stool options see page 110.



KNO4653

**FEATURES**

- Mid and high mesh back options
- Adjustable lumbar support (easily slide up & down with no levers)
- Weight sensing mechanism without tension knob
- Height adjustable back
- Intuitive ergonomics

**STANDARD FEATURES**

- No Arms
- Carpet Casters
- 26" High Crown Black Base
- 5" Cylinder
- Seat Slider
- Adjustable Lumbar
- Black Mesh

**Need it Now? 5-day Quick Ship**

**QS** Denotes Quick Ship models.

Only standard features are available as Quick Ship unless otherwise noted.



**QUICK SHIP ARMS**

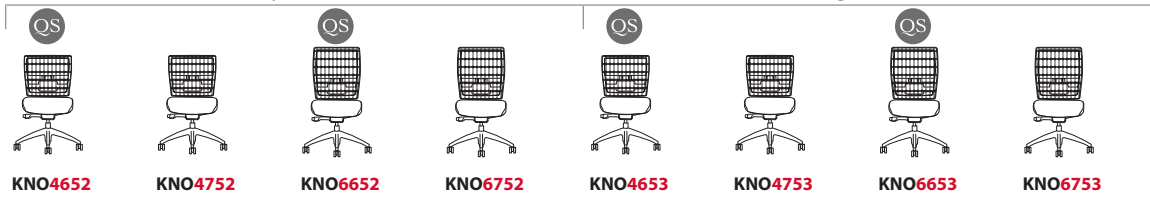
- 3** 3D
- 5** No Arms

**QUICK SHIP FABRICS**

For available Quick Ship fabrics see page 8.

**Step 1 — Model Number**

Series Code	Select a Back	Select a Seat	Select an Arm	Select a Mech
<b>KNO</b> Knomi	<ul style="list-style-type: none"> <li><b>4</b> Mesh Mid Back</li> <li><b>6</b> Mesh High Back</li> </ul>	<ul style="list-style-type: none"> <li><b>6</b> Medium Seat</li> <li><b>7</b> Large Seat</li> </ul>	<ul style="list-style-type: none"> <li><b>0</b> Fixed \$75</li> <li><b>3</b> 3D \$75</li> <li><b>4</b> 4D \$150</li> <li><b>5</b> No Arms \$0</li> <li><b>6</b> 3D Chrome \$175</li> <li><b>7</b> Chrome Loop \$295</li> <li><b>8</b> 4D Chrome \$250</li> </ul>	<ul style="list-style-type: none"> <li><b>2</b> Synchro </li> <li><b>3</b> Weight Sensitive </li> </ul>
<b>KNO</b>	<b>6</b>	<b>6</b>	<b>3</b>	<b>2</b>



KNO4652	KNO4752	KNO6652	KNO6752	KNO4653	KNO4753	KNO6653	KNO6753
\$999	\$1,045	\$1,114	\$1,160	\$952	\$999	\$1,068	\$1,114
\$1,029	\$1,075	\$1,144	\$1,190	\$982	\$1,029	\$1,098	\$1,144
\$1,059	\$1,105	\$1,174	\$1,220	\$1,012	\$1,059	\$1,128	\$1,174
\$1,099	\$1,145	\$1,214	\$1,260	\$1,052	\$1,099	\$1,168	\$1,214
\$1,139	\$1,185	\$1,254	\$1,300	\$1,092	\$1,139	\$1,208	\$1,254
\$1,189	\$1,235	\$1,304	\$1,350	\$1,142	\$1,189	\$1,258	\$1,304
\$1,239	\$1,285	\$1,354	\$1,400	\$1,192	\$1,239	\$1,308	\$1,354
\$1,299	\$1,345	\$1,414	\$1,460	\$1,252	\$1,299	\$1,368	\$1,414
\$1,359	\$1,405	\$1,474	\$1,520	\$1,312	\$1,359	\$1,428	\$1,474

**Grade 1**  
**Grade 2**  
**Grade 3**  
**Grade 4**  
**Grade 5**  
**Grade 6**  
**Grade 7**  
**Grade 8**  
**Grade 9**

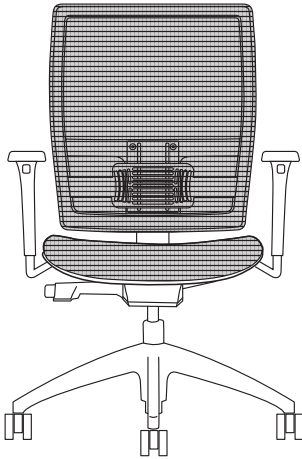
35.5 x 26 x 26	35.5 x 26 x 26	40.5 x 26 x 26	40.5 x 26 x 26	35 x 26 x 26	35 x 26 x 26	40 x 26 x 26	40 x 26 x 26
28 lbs	28 lbs	29 lbs	29 lbs	28 lbs	28 lbs	29 lbs	29 lbs
19.5	21	19.5	21	19.5	21	19.5	21
17.25 – 22.25	17.25 – 22.25	17.25 – 22.25	17.25 – 22.25	17 – 22	17 – 22	17 – 22	17 – 22
17 – 19	17.5 – 19.5	17 – 19	17.5 – 19.5	17 – 19	17.5 – 19.5	17 – 19	17.5 – 19.5
0° – R5.5°	0° – R5.5°	0° – R5.5°	0° – R5.5°	0° – R5.5°	0° – R5.5°	0° – R5.5°	0° – R5.5°
20	20	19.5	19.5	20	20	19.5	19.5
17 – 19	17 – 19	22 – 24	22 – 24	17 – 19	17 – 19	22 – 24	22 – 24
102° – 123°	102° – 123°	102° – 123°	102° – 123°	102° – 123°	102° – 123°	102° – 123°	102° – 123°
3.5 – 8.5	3.5 – 8.5	3.5 – 8.5	3.5 – 8.5	3.5 – 8.5	3.5 – 8.5	3.5 – 8.5	3.5 – 8.5
26	26	26	26	26	26	26	26
1	1	1	1	1	1	1	1
36 x 26 x 19	36 x 26 x 19	36 x 26 x 19	36 x 26 x 19	36 x 26 x 19	36 x 26 x 19	36 x 26 x 19	36 x 26 x 19
38 lbs	38 lbs	39 lbs	39 lbs	38 lbs	38 lbs	39 lbs	39 lbs
KD	KD	KD	KD	KD	KD	KD	KD

**Chair (H x W x D)**  
**Chair Weight**  
**Seat Width**  
**Seat Height**  
**Seat Depth**  
**Seat Angle**  
**Back Width**  
**Back Height**  
**Back Angle**  
**Lumbar Range**  
**Base Diameter**  
**COM Yardage**  
**Shipping Box (L x W x H)**  
**Shipping Weight**  
**Shipping Method**

All measurements are nominal and shown in inches for base model numbers.

**Step 2** — Add option codes after model number KNO5636 - \_\_\_ - \_\_\_

<b>General</b>	<b>Mesh Color</b>	<b>Casters/Glides</b>	<b>Cylinders</b>
N N-dulgent® Memory Foam \$86	M1 Navy \$58 M3 Beige \$58 M5 Silver \$58	C1 Hard Floor \$28 C2 Glides \$28 C8 Chrome Carpet \$104 C9 Chrome Hard Floor \$116	L1 3" Cylinder \$0 <b>Headrest</b> H Headrest \$109 Black vinyl – (6) back only
	<b>Bases</b> B15 26" High Crown Polished Aluminum \$63		



**KNO6353**

Task/Conference

**FEATURES**

- Breathable mesh seat & back
- Adjustable lumbar
- Height adjustable back
- Intuitive ergonomics

**STANDARD FEATURES**

- No Arms
- Carpet Casters
- 26" High Crown Black Base
- 5" Cylinder
- Seat Slider
- Adjustable Lumbar
- Black Mesh

**Need it Now? 5-day Quick Ship**

Only standard features are available as Quick Ship unless otherwise noted.

**QUICK SHIP ARMS**

- 3** 3D
- 5** No Arms





**QUICK SHIP FABRICS**

For available Quick Ship fabrics see page 8.

**Step 1 — Model Number**

Series Code	Select a Back	Seat	Select an Arm		Select a Mech
<b>KNO</b> Knomi	<ul style="list-style-type: none"> <li><b>4</b> Mesh Mid Back</li> <li><b>6</b> Mesh High Back</li> </ul>	<ul style="list-style-type: none"> <li><b>3</b> Mesh Seat</li> </ul>	<ul style="list-style-type: none"> <li><b>0</b> Fixed</li> <li><b>3</b> 3D</li> <li><b>4</b> 4D</li> <li><b>5</b> No Arms</li> <li><b>6</b> 3D Chrome</li> <li><b>7</b> Chrome Loop</li> <li><b>8</b> 4D Chrome</li> </ul>	<ul style="list-style-type: none"> <li><b>\$75</b></li> <li><b>\$75</b></li> <li><b>\$150</b></li> <li><b>\$0</b></li> <li><b>\$175</b></li> <li><b>\$295</b></li> <li><b>\$250</b></li> </ul>	<ul style="list-style-type: none"> <li><b>2</b> Synchro</li> <li><b>3</b> Weight Sensitive</li> </ul>
<b>KNO</b>	<b>6</b>	<b>3</b>	<b>3</b>		<b>2</b>



Synchro		Weight Sensitive	
			
<b>KNO4352</b>	<b>KNO6352</b>	<b>KNO4353</b>	<b>KNO6353</b>
\$1,084	\$1,141	\$1,037	\$1,095

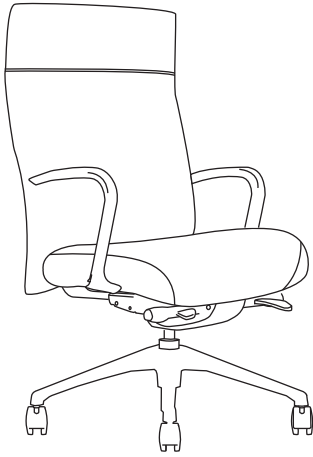
**Mesh**

35.5 x 26 x 26	40.5 x 26 x 26	35.5 x 26 x 26	40.5 x 26 x 26	Chair (H x W x D)
28 lbs	29 lbs	28 lbs	29 lbs	Chair Weight
20	20	20	20	Seat Width
16.5 – 21.5	16.5 – 21.5	16.25 – 21.25	16.25 – 21.25	Seat Height
17 – 19	17 – 19	17 – 19	17 – 19	Seat Depth
F1° – R4.5°	F1° – R4.5°	F1° – R4.5°	F1° – R4.5°	Seat Angle
20	19.5	20	19.5	Back Width
17 – 19	22 – 24	17 – 19	22 – 24	Back Height
102° – 123°	102° – 123°	102° – 123°	102° – 123°	Back Angle
3.5 – 8.5	3.5 – 8.5	3.5 – 8.5	3.5 – 8.5	Lumbar Range
26	26	26	26	Base Diameter
N/A	N/A	N/A	N/A	COM Yardage
36 x 26 x 19	36 x 26 x 19	36 x 26 x 19	36 x 26 x 19	Shipping Box (L x W x H)
38 lbs	39 lbs	38 lbs	39 lbs	Shipping Weight
KD	KD	KD	KD	Shipping Method


All measurements are nominal and shown in inches for base model numbers.

**Step 2** — Add option codes after model number KNO6332 - \_\_ - \_\_

<b>Bases</b>	<b>Casters/Glides</b>	<b>Cylinders</b>
<b>B15</b> 26" High Crown Polished Aluminum \$63	<b>C0</b> Carpet \$0	<b>L1</b> 3" Cylinder \$0
	<b>C1</b> Hard Floor \$28	
	<b>C2</b> Glides \$28	<b>Headrest</b>
	<b>C8</b> Chrome Carpet \$104	<b>H</b> Headrest \$109
	<b>C9</b> Chrome Hard Floor \$116	Black vinyl



NV3402



NV4122  
Pillow Top


**FEATURES**

- Up to 13 active adjustments
  - High back with built-in lumbar
  - Contoured seat with waterfall
  - Passive weight dispersion design
  - Removable inner pad in upper back
- Only available on (4) back*

**STANDARD FEATURES**

- Lateral Sliding Arms
- 26" High Crown Black Base
- Carpet Casters
- 3" Cylinder
- Seat Slider

**Step 1 — Model Number**

Series Code	Select a Back	Select a Seat	Select an Arm	Mech
NV NV	<p><b>3</b> High Back</p> <p><b>4</b> High Back, <i>Pillow Top</i></p>	<p><b>1</b> Medium Seat, <i>Pillow Top</i></p> <p><b>2</b> Large Seat, <i>Pillow Top</i></p> <p><b>4</b> Medium Seat</p>	<p><b>0</b> Polished Aluminum Loop \$0</p> <p><b>2</b> Lateral Sliding \$0</p> <p><b>5</b> No Arms (\$100)</p>	<p><b>2</b> Synchro</p> 
<b>NV</b>	<b>4</b>	<b>1</b>	<b>2</b>	<b>2</b>

Pillow Top Back

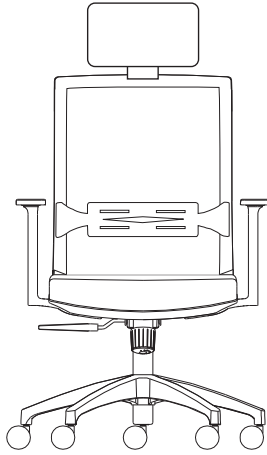


NV3422	NV3122	NV3222	NV4422	NV4122	NV4222	
\$1,590	\$1,649	\$1,707	\$1,707	\$1,767	\$1,826	<b>Grade 1</b>
\$1,660	\$1,719	\$1,777	\$1,777	\$1,837	\$1,896	<b>Grade 2</b>
\$1,730	\$1,789	\$1,847	\$1,847	\$1,907	\$1,966	<b>Grade 3</b>
\$1,810	\$1,869	\$1,927	\$1,927	\$1,987	\$2,046	<b>Grade 4</b>
\$1,890	\$1,949	\$2,007	\$2,007	\$2,067	\$2,126	<b>Grade 5</b>
\$1,980	\$2,039	\$2,097	\$2,097	\$2,157	\$2,216	<b>Grade 6</b>
\$2,070	\$2,129	\$2,187	\$2,187	\$2,247	\$2,306	<b>Grade 7</b>
\$2,170	\$2,229	\$2,287	\$2,287	\$2,347	\$2,406	<b>Grade 8</b>
\$2,270	\$2,329	\$2,387	\$2,387	\$2,447	\$2,506	<b>Grade 9</b>
41.5 x 26 x 26	41.5 x 26 x 26	41.5 x 26 x 26	42 x 26 x 26	42 x 26 x 26	42 x 26 x 26	Chair (H x W x D)
45.5 lbs	45.5 lbs	45.5 lbs	46.5 lbs	46.5 lbs	46.5 lbs	Chair Weight
19.5	20.5	20.5	19.5	20.5	20.5	Seat Width
18 - 21	19.5 - 22.5	19.5 - 22.5	18 - 21	19.5 - 22.5	19.5 - 22.5	Seat Height
18.5 - 21.5	15.5 - 18.5	19 - 22	18.5 - 21	18 - 20.5	18 - 20.5	Seat Depth
F5° - R10°	F5° - R10°	F5° - R10°	F6° - 12°	F8° - R14°	F8° - R14°	Seat Angle
19	19	19	19	19	19	Back Width
23.5 - 27.5	23.5 - 27.5	23.5 - 27.5	24 - 28	23.5 - 27.5	23.5 - 27.5	Back Height
100° - 115°	100° - 115°	100° - 115°	98° - 114°	100° - 115°	100° - 115°	Back Angle
4	4	4	4	4	4	Lumbar Range
26	26	26	26	26	26	Base Diameter
2.25 yd	2.25 yd	2.25 yd	3 yd	3 yd	3 yd	COM Yardage
28 x 28 x 42	28 x 28 x 42	28 x 28 x 42	28 x 28 x 42	28 x 28 x 42	28 x 28 x 42	Shipping Box (L x W x H)
65.5 lbs	65.5 lbs	65.5 lbs	66.5 lbs	66.5 lbs	66.5 lbs	Shipping Weight
FA	FA	FA	FA	FA	FA	Shipping Method

All measurements are nominal and shown in inches for base model numbers.  
 Not available in Cloud 9™, M Plus, Revive™ or Top Shelf upholstery.

## Step 2 — Add option codes after model number NV4122 - \_\_ - \_\_

General		Casters/Glides		Bases		Cylinders					
<b>D2</b>	Adjustable Lumbar Support <i>Not available on (3) back</i>	<b>\$116</b>	<b>C0</b>	Carpet	<b>\$0</b>	<b>B0</b>	26" Black	<b>\$0</b>	<b>L3</b>	5" Cylinder	<b>\$0</b>
			<b>C1</b>	Hard Floor	<b>\$28</b>	<b>B6</b>	26" Polished Aluminum	<b>\$162</b>	<b>L13</b>	7" Dual Stage	<b>\$63</b>
			<b>C8</b>	Chrome Carpet	<b>\$104</b>	<b>B15</b>	26" High Crown Polished Aluminum	<b>\$63</b>	<b>L14</b>	10" Dual Stage	<b>\$63</b>
			<b>C9</b>	Chrome Hard Floor	<b>\$116</b>	<b>B16</b>	26" High Crown Black	<b>\$0</b>			
Finishes											
<b>J</b>	Upholstered Arm Pad <i>Only available on (2) arm</i>	<b>\$75</b>									



REN4604-H

**FEATURES**

- Black mesh back & frame
- Tilt-swivel mechanism
- Heavy-duty casters & base

**STANDARD FEATURES**

- No Arms
- Carpet Casters
- 26" Black Base
- 5" Cylinder
- Adjustable Lumbar

**Need it Now? 5-day Quick Ship**

Only standard features are available as Quick Ship unless otherwise noted.

**QUICK SHIP ARMS**

- 0 Adjustable
- 5 No Arms

**QUICK SHIP FABRICS**

For available Quick Ship fabrics see page 8.

**Step 1 — Model Number**

Series Code	Back	Seat	Select an Arm	Mech
REN Renati	4 Mesh Back	6 Medium Seat	0 Adjustable 5 No Arms	4 Tilt-swivel
<b>REN</b>	<b>4</b>	<b>6</b>	<b>0</b>	<b>4</b>



**REN4654**

\$585	<b>Grade 1</b>
\$615	<b>Grade 2</b>
\$645	<b>Grade 3</b>
\$685	<b>Grade 4</b>
\$725	<b>Grade 5</b>
\$775	<b>Grade 6</b>
\$825	<b>Grade 7</b>
\$885	<b>Grade 8</b>
\$945	<b>Grade 9</b>

37 x 26 x 26	Chair (H x W x D)
28.5 lbs	Chair Weight
19.5	Seat Width
16 – 21	Seat Height
18.5	Seat Depth
F1° – R16°	Seat Angle
17.5	Back Width
21	Back Height
100° – 125°	Back Angle
2.5	Lumbar Range
26	Base Diameter
1 yd	COM Yardage
27 x 23 x 33	Shipping Box (L x W x H)
38.5 lbs	Shipping Weight
KD	Shipping Method

All measurements are nominal and shown in inches for base model numbers. Specs may differ for stools.

**Step 2** — Add option codes after model number REN4604 - \_\_ - \_\_ -

General		
<b>N</b>	N-dulgent® Memory Foam	\$86

Bases		
<b>B24</b>	26" Polished Aluminum	\$104

Casters/Glides		
<b>C0</b>	Carpet	\$0
<b>C1</b>	Hard Floor	\$28
<b>C2</b>	Glides	\$28

Cylinders		
<b>L13</b>	7" Dual Stage	\$63
<b>L14</b>	10" Dual Stage	\$63

Headrest		
<b>H</b>	Headrest <i>Matching upholstery</i>	\$69

**Stool Options**

Stool Cylinders		
<b>L4</b>	8" Cylinder	\$63
<b>L5</b>	10" Cylinder	\$63
<b>L7</b>	7" Cylinder	\$63

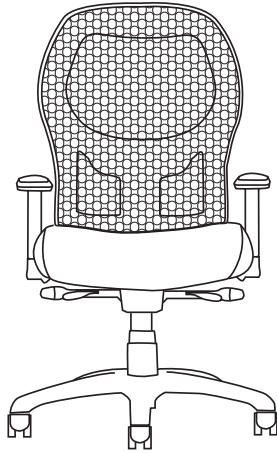
Footrings for stool cylinders only		
<b>R1</b>	18" Black Plastic	\$69
<b>R2</b>	20" Chrome	\$92

NeXtep® for stool cylinders only		
<b>R9</b>	10" w/Glides	\$155
<b>R10</b>	10" w/Casters	\$213
<b>R21</b>	10"/12" w/Glides	\$271
<b>R22</b>	10"/12" w/Casters	\$340
<b>RW9</b>	Wide 10" w/Glides	\$271
<b>RW10</b>	Wide 10" w/Casters	\$340

For additional stool options see page 110.

# Right Chair®

Task/Conference



RCT4632

## FEATURES

- Up to 13 active adjustments
- High mesh back & contoured seat design
- Passive weight dispersion design
- Generous foam for optimal comfort
- Convert mesh back to upholstered w/optional sleeve
- Independent lumbar adjustment
- 2 headrest options

## STANDARD FEATURES

- No Arms
- 26" Black Base
- Carpet Casters
- 5" Cylinder
- Adjustable Lumbar

## Need it Now? 5-day Quick Ship

**QS** Denotes Quick Ship models.

Only standard features are available as Quick Ship unless otherwise noted.



### QUICK SHIP FABRICS


For available Quick Ship fabrics see page 8.

### QUICK SHIP ARMS

- 3** 3" Adjustable
- 5** No Arms

## Step 1 — Model Number

Series Code	Back	Select a Seat	Select an Arm	Select a Mech
<b>RCT</b> Right Chair	<b>4</b> Mesh Back	<b>6</b> Medium Seat <b>7</b> Large Seat	<b>0</b> 4" Adjustable \$144 <b>1</b> 4" Adjustable w/Pivot \$173 <b>2</b> Lateral Sliding \$162 <b>3</b> 3" Adjustable \$86 <b>4</b> Swing \$340 <b>5</b> No Arms \$0 <b>6</b> C Loop \$86 <b>7</b> Chrome Loop \$86 <b>8</b> 360° NP \$202 <i>Only available on (2) synchro mech</i>	<b>2</b> Synchro  <b>6</b> Multi-tilt 
<b>RCT</b>	<b>4</b>	<b>6</b>	<b>3</b>	<b>2</b>



RCT4652	RCT4752	RCT4656	RCT4756
\$972	\$1,031	\$1,059	\$1,118
\$1,002	\$1,061	\$1,089	\$1,148
\$1,032	\$1,091	\$1,119	\$1,178
\$1,072	\$1,131	\$1,159	\$1,218
\$1,112	\$1,171	\$1,199	\$1,258
\$1,162	\$1,221	\$1,249	\$1,308
\$1,212	\$1,271	\$1,299	\$1,358
\$1,272	\$1,331	\$1,359	\$1,418
\$1,332	\$1,391	\$1,419	\$1,478

- Grade 1
- Grade 2
- Grade 3
- Grade 4
- Grade 5
- Grade 6
- Grade 7
- Grade 8
- Grade 9

40.5 x 26 x 26	40.5 x 26 x 26	39.5 x 26 x 26	39.5 x 26 x 26	Chair (H x W x D)
37 lbs	37 lbs	48 lbs	48.5 lbs	Chair Weight
19.5	22	19.5	22	Seat Width
16.5 – 21.5	16.5 – 21.5	15.25 – 20.25	15.25 – 20.25	Seat Height
16.5 – 19.5	16.5 – 19.5	16 – 18	19 – 21	Seat Depth (OPTIONAL)
F5° – R14°	F5° – R14°	F6° – R11°	F8° – R18°	Seat Angle
19	19	19	19	Back Width
23	23	23	23	Back Height
102° – 120°	102° – 120°	100° – 115°	100° – 115°	Back Angle
4	4	4	4	Lumbar Range
26	26	26	26	Base Diameter
1 yd	1 yd	1 yd	1 yd	COM Yardage
28 x 26 x 24	28 x 26 x 24	28 x 26 x 24	28 x 26 x 24	Shipping Box (L x W x H)
47 lbs	47 lbs	58 lbs	58.5 lbs	Shipping Weight
KD	KD	KD	KD	Shipping Method

All measurements are nominal and shown in inches for base model numbers.

**Step 2** — Add option codes after model number RCT4632 - \_\_ - \_\_

General		Back Sleeve – Back of sleeve made w/Spacer		Bases		Connexion® Arm		
<b>F</b>	Fring® Footrest <i>Only available on (B0) base</i>	<b>\$58</b>	<b>S1</b> Grade 1	<b>\$116</b>	<b>B6</b> 26" Polished Aluminum	<b>\$162</b>	<b>Z1</b> Connexion Arm <i>Not available with (6) &amp; (7) arm</i>	<b>\$404</b>
<b>J</b>	Upholstered Arm Pad <i>Only available on (2) arm</i>	<b>\$75</b>	<b>S2</b> Grade 2	<b>\$168</b>	<b>B7</b> 26" Black Aluminum	<b>\$116</b>		
<b>N</b>	N-dulgent® Memory Foam	<b>\$86</b>	<b>S3</b> Grade 3	<b>\$210</b>	<b>B8</b> 27" Brushed Aluminum	<b>\$162</b>		
<b>S</b>	Seat Slider	<b>\$86</b>	<b>S4</b> Grade 4	<b>\$252</b>			<b>Connexion® Arm Attachments</b>	
			<b>S5</b> Grade 5	<b>\$294</b>			<b>A1</b> Tablet Holder	<b>\$171</b>
			<b>S6</b> Grade 6	<b>\$347</b>			<i>Requires (Z1) Connexion Arm</i>	
			<b>S7</b> Grade 7	<b>\$399</b>				
			<b>S8</b> Grade 8	<b>\$452</b>				
			<b>S9</b> Grade 9	<b>\$504</b>				
			Not available with a headrest					
			<b>Casters/Glides</b>					
			<b>C1</b> Hard Floor	<b>\$28</b>				
			<b>C2</b> Glides	<b>\$28</b>				
					<b>Headrests</b>			
					<b>HE</b> Height Adjustable Black vinyl	<b>\$69</b>		
					<b>H5</b> Dual Pivot Black faux leather	<b>\$323</b>		
					<b>Cylinders</b>			
					<b>L1</b> 3" Cylinder	<b>\$0</b>		
					<b>L13</b> 7" Dual Stage	<b>\$63</b>		
					<b>L14</b> 10" Dual Stage	<b>\$63</b>		

# Right Chair® Stool

Task/Conference



**RCT4651**

## FEATURES

- High mesh back & contoured seat design
- Passive weight dispersion design
- Generous foam for optimal comfort
- Convert mesh back to upholstered with optional sleeve
- Independent lumbar adjustment
- 2 headrest options

## STANDARD FEATURES

- No Arms
- 26" Black Base
- Carpet Casters
- 8" Cylinder
- Adjustable Lumbar

## Need it Now? 5-day Quick Ship

Only standard features are available as Quick Ship unless otherwise noted.




### QUICK SHIP ARMS

- 3 3" Adjustable
- 5 No Arms

### QUICK SHIP FABRICS

For available Quick Ship fabrics see page 8.

## Step 1 — Model Number

Series Code	Back	Select a Seat	Select an Arm	Select a Mech
<b>RCT</b> Right Chair	<b>4</b> Mesh Back	<b>6</b> Medium Seat <b>7</b> Large Seat	<b>0</b> 4" Adjustable \$144 <b>1</b> 4" Adjustable w/Pivot \$173 <b>2</b> Lateral Sliding \$162 <b>3</b> 3" Adjustable \$86 <b>4</b> Swing \$340 <b>5</b> No Arms \$0 <b>6</b> C Loop \$86 <b>7</b> Chrome Loop \$86 <b>8</b> 360° NP \$202	<b>1</b> Basic  <b>8</b> Standard  <b>9</b> Deluxe-tilt 
<b>RCT</b>	<b>4</b>	<b>6</b>	<b>3</b>	<b>8</b>



Basic		Standard		Deluxe-tilt	
<b>RCT4651</b>	<b>RCT4751</b>	<b>RCT4658</b>	<b>RCT4758</b>	<b>RCT4659</b>	<b>RCT4759</b>
\$989	\$1,048	\$1,012	\$1,071	\$1,036	\$1,095
\$1,019	\$1,078	\$1,042	\$1,101	\$1,066	\$1,125
\$1,049	\$1,108	\$1,072	\$1,131	\$1,096	\$1,155
\$1,089	\$1,148	\$1,112	\$1,171	\$1,136	\$1,195
\$1,129	\$1,188	\$1,152	\$1,211	\$1,176	\$1,235
\$1,179	\$1,238	\$1,202	\$1,261	\$1,226	\$1,285
\$1,229	\$1,288	\$1,252	\$1,311	\$1,276	\$1,335
\$1,289	\$1,348	\$1,312	\$1,371	\$1,336	\$1,395
\$1,349	\$1,408	\$1,372	\$1,431	\$1,396	\$1,455
44.5 x 26 x 26	44.5 x 26 x 26	45 x 26 x 26	45 x 26 x 26	45 x 26 x 26	45 x 26 x 26
34.5 lbs	34.5 lbs	45.5 lbs	45.5 lbs	46 lbs	46 lbs
19.5	22	19.5	22	19.5	22
21 – 29	21.25 – 29.25	22.5 – 30.5	22.5 – 30.5	22.5 – 30.5	22.5 – 30.5
17 – 18	17 – 18	15.5 – 17.5	15.5 – 17.5	15.5 – 17.5	15.5 – 17.5
R4°	R4°	R3°	R3°	R4°	R4°
19	19	19	19	19	19
23	23	23	23	23	23
102°	102°	95° – 99°	95° – 99°	95° – 99°	95° – 99°
4	4	4	4	4	4
26	26	26	26	26	26
1 yd	1 yd	1 yd	1 yd	1 yd	1 yd
28 x 26 x 24	28 x 26 x 24	28 x 26 x 24	28 x 26 x 24	28 x 26 x 24	28 x 26 x 24
44.5 lbs	44.5 lbs	55.5 lbs	55.5 lbs	56 lbs	56 lbs
KD	KD	KD	KD	KD	KD

- Grade 1**
  - Grade 2**
  - Grade 3**
  - Grade 4**
  - Grade 5**
  - Grade 6**
  - Grade 7**
  - Grade 8**
  - Grade 9**
- Chair (H x W x D)
  - Chair Weight
  - Seat Width
  - Seat Height
  - Seat Depth (OPTIONAL)
  - Seat Angle
  - Back Width
  - Back Height
  - Back Angle
  - Lumbar Range
  - Base Diameter
  - COM Yardage
  - Shipping Box (L x W x H)
  - Shipping Weight
  - Shipping Method

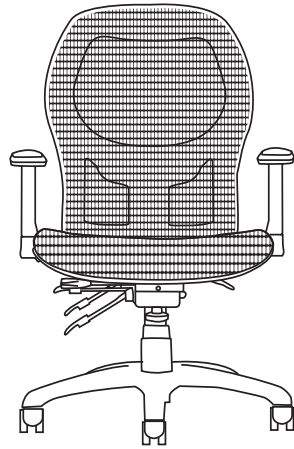
All measurements are nominal and shown in inches for base model numbers.

**Step 2 — Add option codes after model number RCT4638 - \_\_ - \_\_**

<b>General</b>	<b>Casters/Glides</b>	<b>Chair Cylinders</b>	<b>Footrings for stool cylinders only</b>
<b>J</b> Upholstered Arm Pad <b>\$75</b> <i>Only available on (2) arm</i>	<b>C1</b> Hard Floor <b>\$28</b>	<b>L1</b> 3" Cylinder <b>\$0</b>	<b>R1</b> 18" Black Plastic <b>\$69</b>
<b>N</b> N-dulgent® Memory Foam <b>\$86</b>	<b>C2</b> Glides <b>\$28</b>	<b>L3</b> 5" Cylinder <b>\$0</b>	<b>R2</b> 20" Chrome <b>\$92</b>
<b>Back Sleeve – Back of sleeve made w/Spacer</b>	<b>Bases</b>	<b>L13</b> 7" Dual Stage <b>\$0</b>	<b>NeXtep® for stool cylinders only</b>
<b>S1</b> Grade 1 <b>\$116</b>	<b>B6</b> 26" Polished Aluminum <b>\$162</b>	<b>L14</b> 10" Dual Stage <b>\$0</b>	<b>R8</b> 8" w/Casters <b>\$213</b>
<b>S2</b> Grade 2 <b>\$168</b>	<b>Headrests</b>	<b>Stool Cylinders</b>	<b>R10</b> 10" w/Casters <b>\$213</b>
<b>S3</b> Grade 3 <b>\$210</b>	<b>HE</b> Height Adjustable <b>\$69</b> <i>Black vinyl</i>	<b>L5</b> 10" Cylinder <b>\$0</b>	<b>R18</b> 8"/10" w/Casters <b>\$340</b>
<b>S4</b> Grade 4 <b>\$252</b>	<b>H5</b> Dual Pivot <b>\$323</b> <i>Black faux leather</i>	<b>L7</b> 7" Cylinder <b>\$0</b>	<b>RW8</b> Wide 8" w/Casters <b>\$340</b>
<b>S5</b> Grade 5 <b>\$294</b>		<b>Connexion® Arm</b>	<b>RW10</b> Wide 10" w/Casters <b>\$340</b>
<b>S6</b> Grade 6 <b>\$347</b>		<b>Z1</b> Connexion Arm <b>\$404</b> <i>Not available with (6) &amp; (7) arm</i>	<i>Also available w/glides.</i>
<b>S7</b> Grade 7 <b>\$399</b>		<b>Connexion® Arm Attachments</b>	
<b>S8</b> Grade 8 <b>\$452</b>		<b>A1</b> Tablet Holder <b>\$171</b> <i>Requires (Z1) Connexion Arm</i>	
<b>S9</b> Grade 9 <b>\$504</b>			
<b>Not available with a headrest</b>			

For additional stool options see page 110.

# Right Chair® Mesh



**RCT5336**

Task/Conference

## FEATURES

- Breathable mesh seat & back
- Adjustable lumbar
- 2 headrest options

## STANDARD FEATURES

- No Arms
- 26" Black Base
- Carpet Casters
- 5" Cylinder
- Adjustable Lumbar

### Need it Now? 5-day Quick Ship

Only standard features are available as Quick Ship unless otherwise noted.

#### QUICK SHIP ARMS



- 3 3" Adjustable
- 5 No Arms

#### QUICK SHIP FABRICS

For available Quick Ship fabrics see page 8.

## Step 1 — Model Number

Series Code	Back	Seat	Select an Arm		Select a Mech
RCT Right Chair	5 Mesh Back	3 Mesh Seat	2 Lateral Sliding	\$162	2 Synchro-tilt
			3 3" Adjustable	\$86	6 Multi-tilt
			5 No Arms	\$0	
<b>RCT</b>	<b>5</b>	<b>3</b>	<b>3</b>		<b>2</b>

Synchro	Multi-tilt
	
<b>RCT5352</b>	<b>RCT5356</b>
\$1,059	\$1,149

**Mesh**

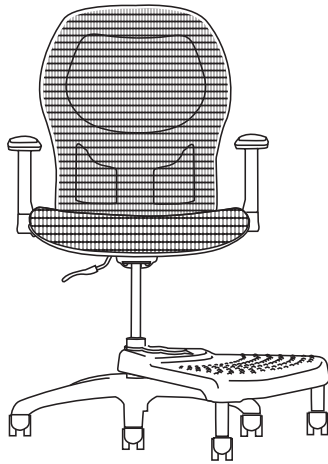
40.5 x 26 x 26	39.5 x 26 x 26	Chair (H x W x D)
41 lbs	41.5 lbs	Chair Weight
20	20	Seat Width
16.5 – 21.5	15.25 – 20.25	Seat Height
16.5 – 19.5	16.5 – 19	Seat Depth (OPTIONAL)
F1° – R5°	F6° – R11°	Seat Angle
19	19	Back Width
24	24	Back Height
100° – 120°	95° – 112°	Back Angle
4	4	Lumbar Range
26	26	Base Diameter
N/A	N/A	COM Yardage
28 x 26 x 24	28 x 26 x 24	Shipping Box (L x W x H)
51 lbs	51.5 lbs	Shipping Weight
KD	KD	Shipping Method

All measurements are nominal and shown in inches for base model numbers.

## Step 2 — Add option codes after model number RCT5332 - \_\_ - \_\_

General		Casters/Glides		Bases		Headrests					
<b>F</b>	Fring® Footrest <i>Only available on (B0) base</i>	\$58	<b>C1</b>	Hard Floor	\$28	<b>B6</b>	26" Polished Aluminum	\$162	<b>HE</b>	Height Adjustable <i>Black vinyl</i>	\$69
<b>J</b>	Upholstered Arm Pad <i>Only available on (2) arm</i>	\$75	<b>C2</b>	Glides	\$28	<b>Cylinders</b>			<b>H5</b>	Dual Pivot <i>Black faux leather</i>	\$323
<b>S</b>	Seat Slider	\$86				<b>L1</b>	3" Cylinder	\$0			
						<b>L13</b>	7" Dual Stage	\$63			
						<b>L14</b>	10" Dual Stage	\$63			

# Right Chair® Mesh Stool



RCT5331-R10

Task/Conference

## FEATURES

- Breathable mesh seat & back
- Adjustable lumbar
- 2 headrest options

## STANDARD FEATURES

- No Arms
- 26" Black Base
- Carpet Casters
- 8" Cylinder
- Adjustable Lumbar

## Need it Now? 5-day Quick Ship

Only standard features are available as Quick Ship unless otherwise noted.

### QUICK SHIP ARMS



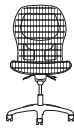
- 3 3" Adjustable
- 5 No Arms

### QUICK SHIP FABRICS

For available Quick Ship fabrics see page 8.

## Step 1 — Model Number

Series Code	Back	Seat	Select an Arm		Select a Mech
RCT Right Chair	5 Mesh Back	3 Mesh Seat	2 Lateral Sliding	\$162	1 Basic
			3 3" Adjustable	\$86	8 Standard
			5 No Arms	\$0	9 Deluxe-tilt
<b>RCT</b>	<b>5</b>	<b>3</b>	<b>3</b>		<b>8</b>

Basic	Standard	Deluxe-tilt
		
<b>RCT5351</b>	<b>RCT5358</b>	<b>RCT5359</b>
\$1,167	\$1,190	\$1,214
44.5 x 26 x 26	45 x 26 x 26	45 x 26 x 26
34.5 lbs	45.5 lbs	46 lbs
20	20	20
20.75 – 28.75	21.5 – 29.5	21.5 – 29.5
17.75 – 18.75	16 – 18	15.5 – 17.5
R4°	R3°	R4°
19	19	19
23	23	23
102°	95° – 99°	95° – 99°
4	4	4
26	26	26
N/A	N/A	N/A
28 x 26 x 24	28 x 26 x 24	28 x 26 x 24
44.5 lbs	55.5 lbs	56 lbs
KD	KD	KD

## Mesh

- Chair (H x W x D)
- Chair Weight
- Seat Width
- Seat Height
- Seat Depth (OPTIONAL)
- Seat Angle
- Back Width
- Back Height
- Back Angle
- Lumbar Range
- Base Diameter
- COM Yardage
- Shipping Box (L x W x H)
- Shipping Weight
- Shipping Method

All measurements are nominal and shown in inches for base model numbers.

## Step 2 — Add option codes after model number RCT5338 - \_\_ - \_\_

General	Chair Cylinders	Headrests	Footrings for stool cylinders only
<b>J</b> Upholstered Arm Pad <i>Only available on (2) arm</i> \$75	<b>L1</b> 3" Cylinder \$0	<b>HE</b> Height Adjustable <i>Black vinyl</i> \$69	<b>R1</b> 18" Black Plastic \$69
	<b>L3</b> 5" Cylinder \$0	<b>H5</b> Dual Pivot <i>Black faux leather</i> \$323	<b>R2</b> 20" Chrome \$92
<b>Casters/Glides</b>	<b>L13</b> 7" Dual Stage \$0		<b>NeXtep® for stool cylinders only</b>
<b>C1</b> Hard Floor \$28	<b>L14</b> 10" Dual Stage \$0		<b>R8</b> 8" w/Casters \$213
<b>C2</b> Glides \$28	<b>Stool Cylinders</b>		<b>R10</b> 10" w/Casters \$213
<b>Bases</b>	<b>L5</b> 10" Cylinder \$0		<b>R18</b> 8"/10" w/Casters \$340
<b>B6</b> 26" Polished Aluminum \$162	<b>L7</b> 7" Cylinder \$0		<b>RW8</b> Wide 8" w/Casters \$340
			<b>RW10</b> Wide 10" w/Casters \$340


Also available w/glides.

For additional stool options see page 110.

# Right Chair®

Guest

Task/Conference



RCG4635



## FEATURES

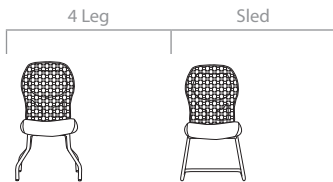
- High back & contoured seat design
- Passive weight dispersion design
- Generous foam for optimal comfort

## STANDARD FEATURES

- No Arms
- Black Base

### Step 1 — Model Number

Series Code	Back	Seat	Select an Arm	Select a Base
<b>RCG</b> Right Chair Guest	<b>4</b> Mesh Back	<b>6</b> Medium Seat	<b>3</b> 3" Adjustable Fixed Width \$86 <b>5</b> No Arms \$0 <b>6</b> C Loop \$86 <b>7</b> Chrome Loop \$86	<b>4</b> 4-leg  <b>5</b> Sled 
<b>RCG</b>	<b>4</b>	<b>6</b>	<b>3</b>	<b>5</b>



RCG4654	RCG4655
\$830	\$906
\$860	\$936
\$890	\$966
\$930	\$1,006
\$970	\$1,046
\$1,020	\$1,096
\$1,070	\$1,146
\$1,130	\$1,206
\$1,190	\$1,266

- Grade 1**
- Grade 2**
- Grade 3**
- Grade 4**
- Grade 5**
- Grade 6**
- Grade 7**
- Grade 8**
- Grade 9**


40 x 20.5 x 24	39.5 x 20.5 x 24	Chair (H x W x D)
28 lbs	31 lbs	Chair Weight
19.5	19.5	Seat Width
18	17.25	Seat Height
17.5	17.5	Seat Depth
R3°	R4°	Seat Angle
19	19	Back Width
23	23	Back Height
100°	102°	Back Angle
4	4	Lumbar Range
20.5	20.5 x 23	Base Diameter
1 yd	1 yd	COM Yardage
30 x 27 x 39	30 x 27 x 39	Shipping Box (L x W x H)
38 lbs	41 lbs	Shipping Weight
FA	FA	Shipping Method

All measurements are nominal and shown in inches for base model numbers.

## Step 2 — Add option codes after model number RCG4635 - \_\_\_

General		
<b>CB</b>	Chrome Base	<b>\$109</b>

Back Sleeve – Back of sleeve made w/Spacer		
<b>S1</b>	Grade 1	<b>\$116</b>
<b>S2</b>	Grade 2	<b>\$168</b>
<b>S3</b>	Grade 3	<b>\$210</b>
<b>S4</b>	Grade 4	<b>\$252</b>
<b>S5</b>	Grade 5	<b>\$294</b>
<b>S6</b>	Grade 6	<b>\$347</b>
<b>S7</b>	Grade 7	<b>\$399</b>
<b>S8</b>	Grade 8	<b>\$452</b>
<b>S9</b>	Grade 9	<b>\$504</b>



U4ia4600

**FEATURES**

- Up to 13 active adjustments
- Height adjustable mesh back
- Passive weight dispersion design
- Generous foam for optimal comfort
- Optional removable back sleeve for an upholstered look & feel

**STANDARD FEATURES**

- No Arms
- Carpet Casters
- 26" Black Base
- 5" Cylinder
- Black Mesh Back

**Need it Now? 5-day Quick Ship**

Only standard features are available as Quick Ship unless otherwise noted.


**QUICK SHIP ARMS**

- 3 3" Adjustable Arms
- 5 No Arms

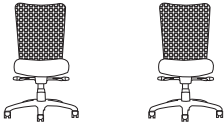
**QUICK SHIP FABRICS**

For available Quick Ship fabrics see page 8.

**Step 1 — Model Number**

Series Code	Back	Select a Seat	Select an Arm	Mech
U4ia U4ia	4 Mid Back	6 Medium Seat 7 Large Seat	0 4" Adjustable \$144 1 4" Adjustable w/Pivot \$173 2 Lateral Sliding \$162 3 3" Adjustable \$86 4 Swing \$340 5 No Arms \$0 6 C Loop \$86 7 Chrome Loop \$86	2 Synchro 
<b>U4ia</b>	<b>4</b>	<b>6</b>	<b>3</b>	<b>2</b>





**U4ia4652**      **U4ia4752**

\$914	\$973	<b>Grade 1</b>
\$944	\$1,003	<b>Grade 2</b>
\$974	\$1,033	<b>Grade 3</b>
\$1,014	\$1,073	<b>Grade 4</b>
\$1,054	\$1,113	<b>Grade 5</b>
\$1,104	\$1,163	<b>Grade 6</b>
\$1,154	\$1,213	<b>Grade 7</b>
\$1,214	\$1,273	<b>Grade 8</b>
\$1,274	\$1,333	<b>Grade 9</b>

38 x 26 x 26	38 x 26 x 26	Chair (H x W x D)
36 lbs	36 lbs	Chair Weight
19.5	22	Seat Width
16.5 – 21.5	16.5 – 21.5	Seat Height
16.5 – 19	16.5 – 19	Seat Depth (OPTIONAL)
F5° – R15°	F5° – R15°	Seat Angle
19	19	Back Width
20.5 – 23.5	20.5 – 23.5	Back Height
100° – 128°	100° – 128°	Back Angle
3	3	Lumbar Range
26	26	Base Diameter
1 yd	1 yd	COM Yardage
36 x 26 x 19	36 x 26 x 19	Shipping Box (L x W x H)
46 lbs	46 lbs	Shipping Weight
KD	KD	Shipping Method

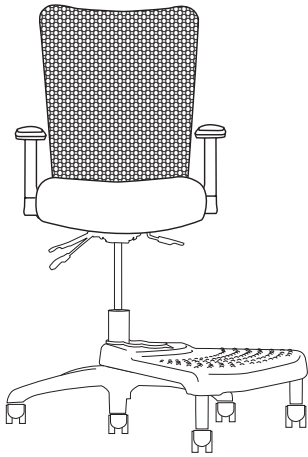
All measurements are nominal and shown in inches for base model numbers.

**Step 2** — Add option codes after model number U4ia4632 - \_\_ - \_\_

General			Back Sleeve (back of sleeve made w/Spacer)			Casters/Glides			Cylinders		
<b>F</b>	Fring® Footrest <i>Only available on (B0) base</i>	\$58	<b>S1</b>	Grade 1	\$116	<b>C1</b>	Hard Floor	\$28	<b>L1</b>	3" Cylinder	\$0
<b>J</b>	Upholstered Arm Pad <i>Only available on (2) arm</i>	\$75	<b>S2</b>	Grade 2	\$168	<b>C2</b>	Glides	\$28	<b>L13</b>	7" Dual Stage	\$63
<b>N</b>	N-dulgent® Memory Foam	\$86	<b>S3</b>	Grade 3	\$210	<b>Bases</b>			<b>L14</b>	10" Dual Stage	\$63
<b>S</b>	Seat Slider	\$86	<b>S4</b>	Grade 4	\$252	<b>B6</b>	26" Polished Aluminum	\$162	<b>Connexion® Arm</b>		
<b>Mesh Color</b>			<b>S5</b>	Grade 5	\$294	<b>Connexion® Arm Attachments</b>			<b>Z1</b>	Connexion Arm <i>Not available with (6) &amp; (7) arm</i>	\$404
<b>M1</b>	London (Navy)	\$32	<b>SU</b>	Stitched Ultraleather™	\$310	<b>A1</b>			Tablet Holder <i>Requires (Z1) Connexion Arm</i>	\$171	
<b>M2</b>	Cognac (Red)	\$32	<b>S6</b>	Grade 6	\$347						
<b>M3</b>	Mocha (Brown)	\$32	<b>S7</b>	Grade 7	\$399						
<b>M4</b>	Ivory	\$32	<b>S8</b>	Grade 8	\$452						
<b>M5</b>	Silver	\$32	<b>S9</b>	Grade 9	\$504						
			<b>NR</b>	Make Sleeve Non-removable	\$0						

# U4ia® Stool

Task/Conference



U4ia4608-R8

## FEATURES

- Passive weight dispersion design
- Generous foam for optimal comfort
- Optional removable back sleeve for an upholstered look & feel

## STANDARD FEATURES

- No Arms
- Carpet Casters
- 26" Black Base
- 8" Cylinder
- Black Mesh Back

## Need it Now? 5-day Quick Ship

Only standard features are available as Quick Ship unless otherwise noted.

### QUICK SHIP ARMS







- 3 3" Adjustable Arms
- 5 No Arms

### QUICK SHIP FABRICS

For available Quick Ship fabrics see page 8.

## Step 1 — Model Number

Series Code	Back	Select a Seat	Select an Arm	Select a Mech
U4ia U4ia	4 Mid Back	6 Medium Seat 7 Large Seat	0 4" Adjustable \$144 1 4" Adjustable w/Pivot \$173 2 Lateral Sliding \$162 3 3" Adjustable \$86 4 Swing \$340 5 No Arms \$0 6 C Loop \$86 7 Chrome Loop \$86	1 Basic 8 Standard 9 Deluxe-tilt
<b>U4ia</b>	<b>4</b>	<b>6</b>	<b>3</b>	<b>8</b>

Basic		Standard		Deluxe-tilt	
					
<b>U4ia4651</b>	<b>U4ia4751</b>	<b>U4ia4658</b>	<b>U4ia4758</b>	<b>U4ia4659</b>	<b>U4ia4759</b>
\$930	\$989	\$953	\$1,012	\$978	\$1,036
\$960	\$1,019	\$983	\$1,042	\$1,008	\$1,066
\$990	\$1,049	\$1,013	\$1,072	\$1,038	\$1,096
\$1,030	\$1,089	\$1,053	\$1,112	\$1,078	\$1,136
\$1,070	\$1,129	\$1,093	\$1,152	\$1,118	\$1,176
\$1,120	\$1,179	\$1,143	\$1,202	\$1,168	\$1,226
\$1,170	\$1,229	\$1,193	\$1,252	\$1,218	\$1,276
\$1,230	\$1,289	\$1,253	\$1,312	\$1,278	\$1,336
\$1,290	\$1,349	\$1,313	\$1,372	\$1,338	\$1,396


- Grade 1**
- Grade 2**
- Grade 3**
- Grade 4**
- Grade 5**
- Grade 6**
- Grade 7**
- Grade 8**
- Grade 9**

42.5 x 26 x 26	42.5 x 26 x 26	44.5 x 26 x 26	44.5 x 26 x 26	44.5 x 26 x 26	44.5 x 26 x 26	Chair (H x W x D)
32 lbs	32 lbs	40 lbs	40 lbs	40 lbs	40 lbs	Chair Weight
19.5	22	19.5	22	19.5	22	Seat Width
21.5 – 29.5	21.5 – 29.5	22.5 – 30.5	22.5 – 30.5	22.5 – 30.5	22.5 – 30.5	Seat Height
17 – 18	17 – 18	16.5 – 19	16.5 – 19	16.5 – 19	16.5 – 19	Seat Depth (OPTIONAL)
R4°	R4°	R3°	R3°	R4°	R4°	Seat Angle
19	19	19	19	19	19	Back Width
22	22	22	22	22	22	Back Height
97°	97°	95° – 102°	95° – 102°	95° – 102°	95° – 102°	Back Angle
N/A	N/A	N/A	N/A	N/A	N/A	Lumbar Range
26	26	26	26	26	26	Base Diameter
1 yd	1 yd	1 yd	1 yd	1 yd	1 yd	COM Yardage
36 x 26 x 19	36 x 26 x 19	36 x 26 x 19	36 x 26 x 19	36 x 26 x 19	36 x 26 x 19	Shipping Box (L x W x H)
42 lbs	42 lbs	50 lbs	50 lbs	50 lbs	50 lbs	Shipping Weight
KD	KD	KD	KD	KD	KD	Shipping Method

All measurements are nominal and shown in inches for base model numbers.

## Step 2 — Add option codes after model number U4ia4638 - \_\_ - \_\_

<b>General</b>		<b>Back Sleeve</b> (back of sleeve made w/Spacer)		<b>Chair Cylinders</b>		<b>Connexion® Arm</b>		
<b>J</b>	Upholstered Arm Pad <i>Only available on (2) arm</i>	<b>\$75</b>	<b>S1</b> Grade 1	<b>\$116</b>	<b>L1</b> 3" Cylinder	<b>\$0</b>	<b>Z1</b> Connexion Arm <i>Not available with (6) &amp; (7) arm</i>	<b>\$404</b>
<b>N</b>	N-dulgent® Memory Foam	<b>\$86</b>	<b>S2</b> Grade 2	<b>\$168</b>	<b>L3</b> 5" Cylinder	<b>\$0</b>	<b>Connexion® Arm Attachments</b>	
<b>Mesh Color</b>			<b>S3</b> Grade 3	<b>\$210</b>	<b>L13</b> 7" Dual Stage	<b>\$0</b>	<b>A1</b> Tablet Holder	<b>\$171</b>
<b>M1</b>	London (Navy)	<b>\$32</b>	<b>S4</b> Grade 4	<b>\$252</b>	<b>L14</b> 10" Dual Stage	<b>\$0</b>	<i>Requires (Z1) Connexion Arm</i>	
<b>M2</b>	Cognac (Red)	<b>\$32</b>	<b>S5</b> Grade 5	<b>\$294</b>	<b>Stool Cylinders</b>		<b>NeXtep®</b> for stool cylinders only	
<b>M3</b>	Mocha (Brown)	<b>\$32</b>	<b>SU</b> Stitched Ultraleather™	<b>\$310</b>	<b>L5</b> 10" Cylinder	<b>\$0</b>	<b>R8</b> 8" w/Casters	<b>\$213</b>
<b>M4</b>	Ivory	<b>\$32</b>	<b>S6</b> Grade 6	<b>\$347</b>	<b>L7</b> 7" Cylinder	<b>\$0</b>	<b>R10</b> 10" w/Casters	<b>\$213</b>
<b>M5</b>	Silver	<b>\$32</b>	<b>S7</b> Grade 7	<b>\$399</b>	<b>Footrings</b> for stool cylinders only		<b>R18</b> 8"/10" w/Casters	<b>\$340</b>
			<b>S8</b> Grade 8	<b>\$452</b>	<b>R1</b> 18" Black Plastic	<b>\$69</b>	<b>RW8</b> Wide 8" w/Casters	<b>\$340</b>
			<b>S9</b> Grade 9	<b>\$504</b>	<b>R2</b> 20" Chrome	<b>\$92</b>	<b>RW10</b> Wide 10" w/Casters	<b>\$340</b>
			<b>NR</b> Make Sleeve Non-removable	<b>\$0</b>			<i>Also available w/glides.</i>	
		<b>Casters/Glides</b>						
		<b>C1</b> Hard Floor		<b>\$28</b>			<b>For additional stool options see page 110.</b>	
		<b>C2</b> Glides		<b>\$28</b>				
		<b>Bases</b>						
		<b>B6</b> 26" Polished Aluminum		<b>\$162</b>				



U4iaG4665



**FEATURES**

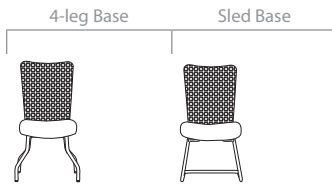
- Mesh or upholstered back option
- Passive weight dispersion design
- Generous foam for optimal comfort
- Optional removable back sleeve for an upholstered look & feel

**STANDARD FEATURES**

- No Arms
- Black Base
- Black Mesh Back

**Step 1 — Model Number**

Series Code	Back	Seat	Select an Arm	Select a Base
U4iaG U4ia Guest	4 Mid Back	6 Medium Seat	3 3" Adjustable Fixed Width \$86 5 No Arms \$0 6 C Loop \$86 7 Chrome Loop \$86	4 4-leg  5 Sled 
<b>U4iaG</b>	<b>4</b>	<b>6</b>	<b>3</b>	<b>5</b>



U4iaG4654	U4iaG4655
\$841	\$919
\$871	\$949
\$901	\$979
\$941	\$1,019
\$981	\$1,059
\$1,031	\$1,109
\$1,081	\$1,159
\$1,141	\$1,219
\$1,201	\$1,279

U4iaG4654	U4iaG4655	
Grade 1	Grade 1	Grade 1
Grade 2	Grade 2	Grade 2
Grade 3	Grade 3	Grade 3
Grade 4	Grade 4	Grade 4
Grade 5	Grade 5	Grade 5
Grade 6	Grade 6	Grade 6
Grade 7	Grade 7	Grade 7
Grade 8	Grade 8	Grade 8
Grade 9	Grade 9	Grade 9
38.75 x 20.5 x 24	38.25 x 20.5 x 24	Chair (H x W x D)
27.5 lbs	31 lbs	Chair Weight
19.5	19.5	Seat Width
18	17.25	Seat Height
18	18	Seat Depth
R3°	R4°	Seat Angle
19	19	Back Width
21	21	Back Height
104°	104°	Back Angle
N/A	N/A	Lumbar Range
20.5	20.5 x 23	Base Diameter
1 yd	1 yd	COM Yardage
30 x 27 x 39	30 x 27 x 39	Shipping Box (L x W x H)
37.5 lbs	40.5 lbs	Shipping Weight
FA	FA	Shipping Method

All measurements are nominal and shown in inches for base model numbers.

## Step 2 — Add option codes after model number U4iaG4635 - \_\_ - \_\_

General		Mesh Color		Back Sleeve (back of sleeve made w/Spacer)		
<b>CB</b>	Chrome Base	<b>\$109</b>	<b>M1</b> London (Navy)	<b>\$32</b>	<b>S1</b> Grade 1	<b>\$116</b>
			<b>M2</b> Cognac (Red)	<b>\$32</b>	<b>S2</b> Grade 2	<b>\$168</b>
			<b>M3</b> Mocha (Brown)	<b>\$32</b>	<b>S3</b> Grade 3	<b>\$210</b>
			<b>M4</b> Ivory	<b>\$32</b>	<b>S4</b> Grade 4	<b>\$252</b>
			<b>M5</b> Silver	<b>\$32</b>	<b>S5</b> Grade 5	<b>\$294</b>
					<b>SU</b> Stitched Ultraleather™	<b>\$310</b>
					<b>S6</b> Grade 6	<b>\$347</b>
					<b>S7</b> Grade 7	<b>\$399</b>
					<b>S8</b> Grade 8	<b>\$452</b>
					<b>S9</b> Grade 9	<b>\$504</b>
					<b>NR</b> Make Sleeve Non-removable	<b>\$0</b>



ULU4602

**FEATURES**

- Upholstered or mesh back
- Adjustable lumbar support (easily slide up & down with no levers)
- Weight sensing mechanism without tension knob
- Intuitive ergonomics

**STANDARD FEATURES**

- No Arms
- Carpet Casters
- 25" Black Base
- 5" Cylinder
- Seat Slider
- Black Mesh
- Adjustable Lumbar

**Need it Now? 5-day Quick Ship**

**QS** Denotes Quick Ship models.

Only standard features are available as Quick Ship unless otherwise noted.



**QUICK SHIP ARMS**

- 3** 3D
- 5** No Arms

**QUICK SHIP FABRICS**

For available Quick Ship fabrics see page 8.

**Step 1 — Model Number**

Series Code	Select a Back	Select a Seat	Select an Arm	Select a Mech
<p><b>ULU</b> Ulius</p>	<p><b>4</b> Mesh Back</p> <p><b>5</b> Upholstered Back</p>	<p><b>6</b> Medium Seat</p> <p><b>7</b> Large Seat</p>	<p><b>0</b> Fixed \$75</p> <p><b>3</b> 3D \$75</p> <p><b>4</b> 4D \$150</p> <p><b>5</b> No Arms \$0</p> <p><b>6</b> 3D Chrome \$175</p> <p><b>7</b> Chrome Loop \$295</p> <p><b>8</b> 4D Chrome \$250</p>	<p><b>2</b> Synchro </p> <p><b>3</b> Weight Sensitive </p>
<b>ULU</b>	<b>4</b>	<b>6</b>	<b>3</b>	<b>3</b>

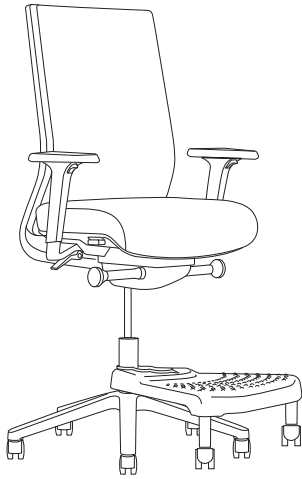
Synchro				Weight Sensitive				
ULU4652	ULU4752	ULU5652	ULU5752	ULU4653	ULU4753	ULU5653	ULU5753	
\$906	\$964	\$1,022	\$1,079	\$860	\$918	\$975	\$1,033	<b>Grade 1</b>
\$936	\$994	\$1,082	\$1,139	\$890	\$948	\$1,035	\$1,093	<b>Grade 2</b>
\$966	\$1,024	\$1,142	\$1,199	\$920	\$978	\$1,095	\$1,153	<b>Grade 3</b>
\$1,006	\$1,064	\$1,212	\$1,269	\$960	\$1,018	\$1,165	\$1,223	<b>Grade 4</b>
\$1,046	\$1,104	\$1,282	\$1,339	\$1,000	\$1,058	\$1,235	\$1,293	<b>Grade 5</b>
\$1,096	\$1,154	\$1,362	\$1,419	\$1,050	\$1,108	\$1,315	\$1,373	<b>Grade 6</b>
\$1,146	\$1,204	\$1,442	\$1,499	\$1,100	\$1,158	\$1,395	\$1,453	<b>Grade 7</b>
\$1,206	\$1,264	\$1,532	\$1,589	\$1,160	\$1,218	\$1,485	\$1,543	<b>Grade 8</b>
\$1,266	\$1,324	\$1,622	\$1,679	\$1,220	\$1,278	\$1,575	\$1,633	<b>Grade 9</b>
Chair (H x W x D)								40 x 26 x 26
Chair Weight								30 lbs
Seat Width								19.5
Seat Height								17.25 - 22.25
Seat Depth								17.25 - 19.75
Seat Angle								R1.5° - R6°
Back Width								18.5
Back Height								22
Back Angle								98° - 120°
Lumbar Range								4.25 - 8.25
Base Diameter								26
COM Yardage								1
Shipping Box (L x W x H)								26 x 35.5 x 19
Shipping Weight								40 lbs
Shipping Method								KD

All measurements are nominal and shown in inches for base model numbers.

## Step 2 — Add option codes after model number ULU4633 - \_\_ - \_\_

General	Mesh Color	Casters	Cylinders
<b>N</b> N-dulgent® Memory Foam <i>Seat Only</i> <b>\$86</b>	<b>M1</b> Navy <b>\$55</b>	<b>C1</b> Hard Floor <b>\$28</b>	<b>L1</b> 3" Cylinder <b>\$0</b>
	<b>M3</b> Beige <b>\$55</b>		<b>L26</b> 5" Chrome Cylinder <b>\$63</b>
	<b>M5</b> Silver <b>\$55</b>	<b>Bases</b>	<b>Headrest</b>
		<b>B36</b> 25" Polished Aluminum <b>\$162</b>	<b>H</b> Headrest <b>\$109</b>

Task/Conference



ULS5632

Task/Conference



**FEATURES**

- Upholstered back
- Adjustable lumbar support (easily slide up & down with no levers)
- Weight sensing mechanism without tension knob
- Intuitive ergonomics

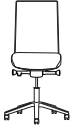
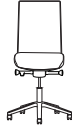
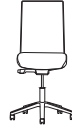
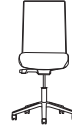
**STANDARD FEATURES**

- No Arms
- Carpet Casters
- 26" Black Base
- 8" Cylinder
- Adjustable Lumbar

**Step 1 — Model Number**

Series Code	Select a Back	Select a Seat	Select an Arm	Select a Mech
<b>ULS</b> Ulius Stool	<b>5</b> Upholstered Back	<b>6</b> Medium Seat <b>7</b> Large Seat	<b>0</b> Fixed \$75 <b>3</b> 3D \$75 <b>4</b> 4D \$150 <b>5</b> No Arms \$0 <b>6</b> 3D Chrome \$175 <b>7</b> Chrome Loop \$295 <b>8</b> 4D Chrome \$250	<b>2</b> Synchro  <b>3</b> Weight Sensitive 
<b>ULS</b>	<b>5</b>	<b>6</b>	<b>3</b>	<b>3</b>



Synchro		Weight Sensitive	
			
<b>ULS5652</b>	<b>ULS5752</b>	<b>ULS5653</b>	<b>ULS5753</b>
\$1,022	\$1,079	\$975	\$1,033
\$1,082	\$1,139	\$1,035	\$1,093
\$1,142	\$1,199	\$1,095	\$1,153
\$1,212	\$1,269	\$1,165	\$1,223
\$1,282	\$1,339	\$1,235	\$1,293
\$1,362	\$1,419	\$1,315	\$1,373
\$1,442	\$1,499	\$1,395	\$1,453
\$1,532	\$1,589	\$1,485	\$1,543
\$1,622	\$1,679	\$1,575	\$1,633
46.25 x 26 x 26	46.25 x 26 x 26	46 x 26 x 26	46 x 26 x 26
30 lbs	30 lbs	28 lbs	28 lbs
19.5	21	19.5	21
23.25 – 31	23.25 – 31	23 – 30.75	23 – 30.75
17	17	17	17
R1.5° – R6°	R1.5° – R6°	R1° – R5.5°	R1° – R5.5°
18.5	18.5	18.5	18.5
22	22	22	22
98° – 120°	98° – 120°	100° – 118°	100° – 118°
5 – 8	5 – 8	5 – 8	5 – 8
26	26	26	26
2	2	2	2
26 x 35.5 x 19	26 x 35.5 x 19	26 x 35.5 x 19	26 x 35.5 x 19
41 lbs	41 lbs	39 lbs	39 lbs
KD	KD	KD	KD

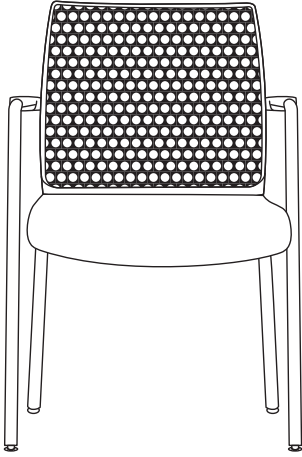
- Grade 1**
- Grade 2**
- Grade 3**
- Grade 4**
- Grade 5**
- Grade 6**
- Grade 7**
- Grade 8**
- Grade 9**

- Chair (H x W x D)
- Chair Weight
- Seat Width
- Seat Height
- Seat Depth
- Seat Angle
- Back Width
- Back Height
- Back Angle
- Lumbar Range
- Base Diameter
- COM Yardage
- Shipping Box (L x W x H)
- Shipping Weight
- Shipping Method

All measurements are nominal and shown in inches for base model numbers.

## Step 2 — Add option codes after model number ULU5633 - \_\_ - \_\_

General		Cylinders		NeXtep® for stool cylinders only	
<b>N</b> N-dulgent® Memory Foam Seat Only	\$82	<b>L5</b> 10" Cylinder	\$0	<b>R8</b> 8" w/Casters	\$213
		<b>L7</b> 7" Cylinder	\$0	<b>R10</b> 10" w/Casters	\$213
		<b>L13</b> 7" Dual Stage	\$0	<b>R18</b> 8"/10" w/Casters	\$340
		<b>L14</b> 10" Dual Stage	\$0	<b>RW8</b> Wide 8" w/Casters	\$340
				<b>RW10</b> Wide 10" w/Casters	\$340
Also available w/glides.					
<b>C1</b> Hard Floor		<b>Headrest</b>			
	\$28	<b>H</b> Headrest	\$109		
<b>Bases</b>		<b>Footrings</b>			
<b>B26</b> 25" Black	\$0	<b>R1</b> 18" Black Plastic	\$69		
<b>B36</b> 25" Polished Aluminum	\$162	<b>R2</b> 20" Chrome	\$92		



ULG264

Task/Conference

**FEATURES**

- Upholstered or mesh back
- Integrated wall saver legs

**STANDARD FEATURES**

- Black Base

**Step 1 — Model Number**

Series Code	Select a Back	Select a Seat	Select a Base
ULG Ulius Guest	2 Mesh Back 3 Upholstered	6 Medium Seat	4 4-leg
<b>ULG</b>	<b>2</b>	<b>6</b>	<b>4</b>



<b>ULG264</b>	<b>ULG364</b>
\$733	\$848
\$763	\$908
\$793	\$968
\$833	\$1,038
\$873	\$1,108
\$923	\$1,188
\$973	\$1,268
\$1,033	\$1,358
\$1,093	\$1,448

- Grade 1**
- Grade 2**
- Grade 3**
- Grade 4**
- Grade 5**
- Grade 6**
- Grade 7**
- Grade 8**
- Grade 9**

33.25 x 21.5 x 24.5	33.25 x 21.5 x 24.5
22 lbs	22 lbs
19	19
17.5	17.5
19	19
18	18
16	16
8.5	8.5
21.5	21.5
1	2
24 x 23 x 35	24 x 23 x 35
32 lbs	32 lbs
FA	FA

- Chair (**H x W x D**)
- Chair Weight
- Seat Width
- Seat Height
- Seat Depth
- Back Width
- Back Height
- Arm Height
- Arm Width
- COM Yardage
- Shipping Box (**L x W x H**)
- Shipping Weight
- Shipping Method

All measurements are nominal and shown in inches for base model numbers.

## Step 2 — Add option codes after model number ULG264 - \_\_ - \_\_

<b>General</b>	
<b>CB</b> Chrome Base	<b>\$109</b>

---

## **ACTIVE/GUEST SEATING**

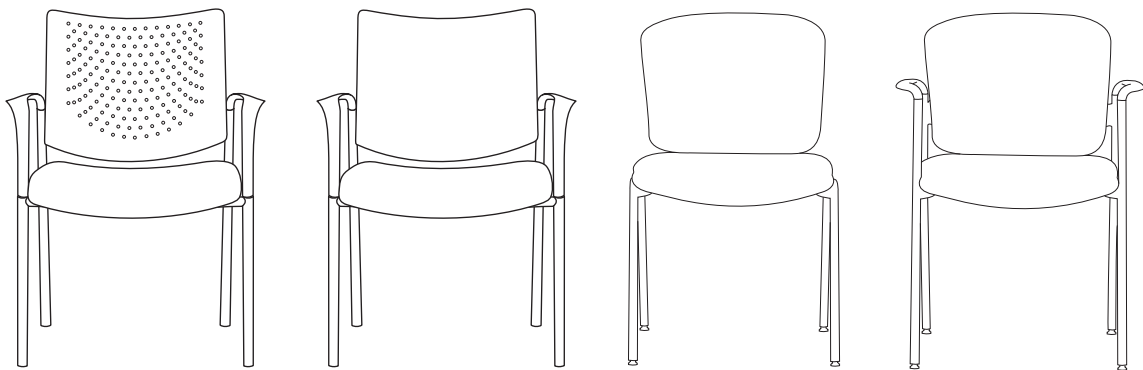
---


Neutral Posture's active/guest seating are ideal for high traffic areas like waiting rooms, cafes or multi-purpose spaces. Whether you're looking

for traditional guest chairs or seating for your collaborative areas, they provide support, comfort and style sure to bring sophistication to any area.

# ACTIVE/GUEST SEATING

---





DCE211

Active/Guest

**FEATURES**

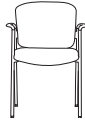
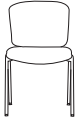
- Stackable, up to 5 high
- Generous amount of foam in seat & back
- Fully upholstered back
- Self-leveling non-marking glides
- Optional arms
- Optional ganging device

**STANDARD FEATURES**

- Black Base
- Glides

**Step 1 — Model Number**

Series Code	Back	Seat	Select an Arm
DCE Dice	2 Back	1 Seat	1 Arms 5 No Arms
<b>DCE</b>	<b>2</b>	<b>1</b>	<b>1</b>




DCE215	DCE211	
\$541	\$578	<b>Grade 1</b>
\$586	\$623	<b>Grade 2</b>
\$631	\$668	<b>Grade 3</b>
\$686	\$723	<b>Grade 4</b>
\$741	\$778	<b>Grade 5</b>
\$806	\$843	<b>Grade 6</b>
\$871	\$908	<b>Grade 7</b>
\$946	\$983	<b>Grade 8</b>
\$1,021	\$1,058	<b>Grade 9</b>

33 x 19 x 21.5	33 x 23.5 x 21.5	Chair (H x W x D)
19 lbs	20 lbs	Chair Weight
18	18	Seat Width
18.5	18.5	Seat Height
18	18	Seat Depth
19	19	Back Width
15.5	15.5	Back Height
N/A	21	Arm Width
2 yd	2 yd	COM Yardage
24 x 23 x 35	24 x 23 x 35	Shipping Box (L x W x H)
29 lbs	30 lbs	Shipping Weight
FA	FA	Shipping Method


All measurements are nominal and shown in inches for base model numbers.

**Step 2** — Add option codes after model number DCE211 - \_\_ - \_\_

General		
<b>C6</b>	Optional Casters <i>Set of 4</i>	\$35
<b>CBL005</b>	Ganging Device <i>2 per set</i>	\$35
<b>CP</b>	Chrome Package <i>Chrome frame</i>	\$46



**FAC160**  
Molded plastic back



**FAC260**  
Upholstered back

**FEATURES**

- 9 frame colors available in addition to standard black
- Upholstered or molded plastic back
- Upholstered back stacks 5-high
- Molded plastic back stacks 6-high
- Integrated wall saver leg design
- Optional arms
- Optional ganging device

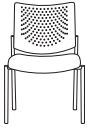
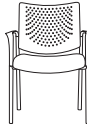
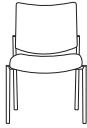
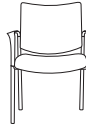
**STANDARD FEATURES**

- Black Base
- Glides

**Step 1 — Model Number**

Series Code	Select a Back	Seat	Select an Arm
FAC Facet	1 Molded Plastic Back 2 Upholstered Back	6 Medium Seat	0 Arms 5 No Arms
<b>FAC</b>	<b>1</b>	<b>6</b>	<b>0</b>



Molded Plastic Back		Upholstered Back	
			
<b>FAC165</b>	<b>FAC160</b>	<b>FAC265</b>	<b>FAC260</b>
\$453	\$478	\$501	\$527
\$498	\$523	\$546	\$572
\$543	\$568	\$591	\$617
\$598	\$623	\$646	\$672
\$653	\$678	\$701	\$727
\$718	\$743	\$766	\$792
\$783	\$808	\$831	\$857
\$858	\$883	\$906	\$932
\$933	\$958	\$981	\$1,007

- Grade 1
- Grade 2
- Grade 3
- Grade 4
- Grade 5
- Grade 6
- Grade 7
- Grade 8
- Grade 9

33 x 22.5 x 23	33 x 24.5 x 23	33 x 22.5 x 23	33 x 24.5 x 23	Chair (H x W x D)
16.5 lbs	18 lbs	18.5 lbs	20 lbs	Chair Weight
18.5	18.5	18.5	18.5	Seat Width
18.5	18.5	18.5	18.5	Seat Height
18.5	18.5	18.5	18.5	Seat Depth
18.5	18.5	18.5	18.5	Back Width
15	15	15	15	Back Height
N/A	24.5	N/A	24.5	Arm Width
0.75 yd	0.75 yd	1.25 yd	1.25 yd	COM Yardage
29 x 27 x 39	29 x 27 x 39	29 x 27 x 39	29 x 27 x 39	Shipping Box (L x W x H)
26.5 lbs	28 lbs	28.5 lbs	30 lbs	Shipping Weight
FA	FA	FA	FA	Shipping Method

All measurements are nominal and shown in inches for base model numbers.

Active/Guest

## Step 2 — Add option codes after model number FAC160 - \_\_ - \_\_

General		Frame Color	
<b>C6</b>	Casters <i>Set of 4</i>	\$35	<b>201T</b> Cream \$132
<b>CBL005</b>	Ganging Device <i>2 per set</i>	\$35	<b>202T</b> Designer Beige \$132
			<b>203T</b> Grey \$132
			<b>204T</b> Jet Black \$132
			<b>200T</b> Sky White \$132
			<b>301</b> Champagne \$154
			<b>302</b> Platinum \$154

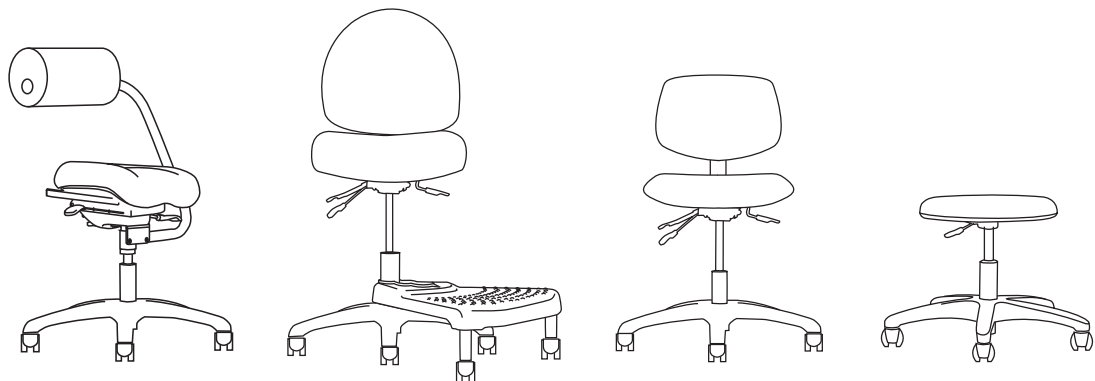
---

## INDUSTRIAL/HEALTHCARE SEATING

---

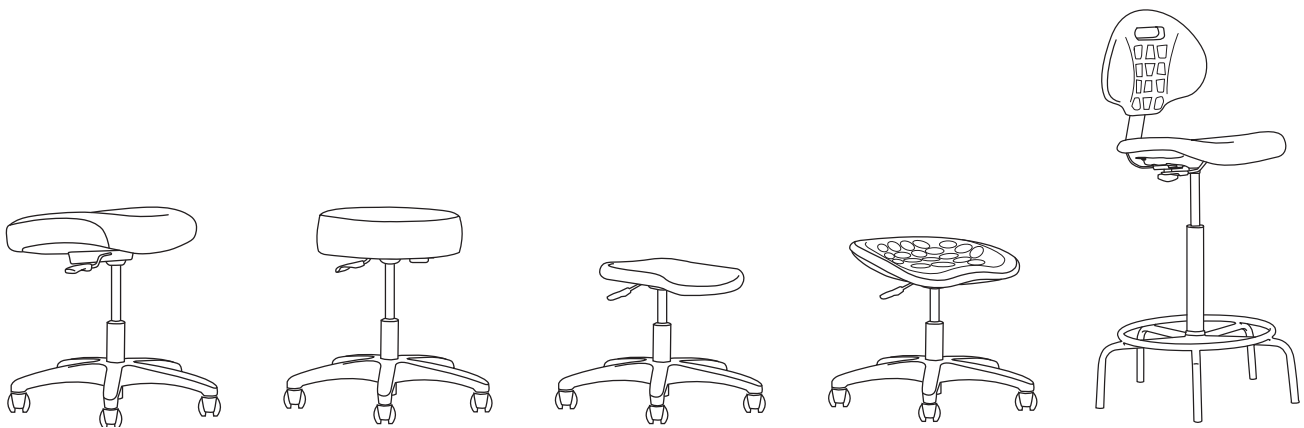
Neutral Posture's industrial seating is designed for mobility and support during the busy workday. The industrial chairs were designed with a different mindset than most chairs because they serve such different and unique purposes. Industrial seating is designed to support some of the hardest workers out there. From the dental assistant on the Geo to the car mechanic on the Stratus Urethane, the Industrial seating plays an imperative role in the backbone of

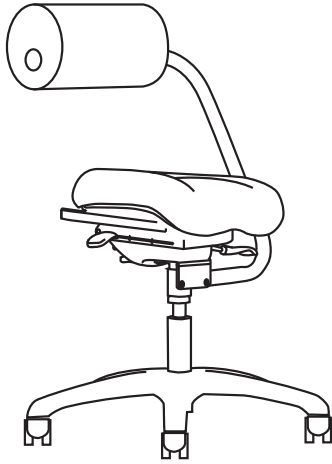
almost every company. With an indefinite number of customization options in industrial seating, you can build and design the perfect industrial chair that will support you and work just as hard as you do. From the urethane seats that are stain resistant and can be used in the roughest environments to the upholstered Adapta Stool for more long term use, NP's industrial seating has everything you need to be supported and productive in your work.



# INDUSTRIAL/HEALTHCARE SEATING

---





ABC1633

**FEATURES**

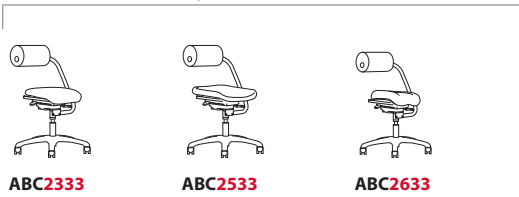
- ESD & Cleanroom options available
- Adjustable seat height, depth, angle & tension
- Adjustable AbRest™ height
- 4-way AbRest™ rotation
- AbRest™ swivel/pivot

**STANDARD FEATURES**

- Black Arm
- Hard Floor Casters
- 26" Black Base
- 5" Cylinder

**Step 1 — Model Number**

Series Code	Select a Back	Select a Seat	Arm	Mech
ABC AbChair	2 Upholstered AbRest	3 Medium Seat 5 Urethane Seat 6 Medium Seat, <i>Moderate Contour</i>	3 Black Arm	3 Tilt <i>w/Seat Slider</i>
<b>ABC</b>	<b>2</b>	<b>3</b>	<b>3</b>	<b>3</b>



ABC2333	ABC2533	ABC2633
\$1,284	\$1,319	\$1,414
\$1,344	\$1,379	\$1,474
\$1,404	\$1,439	\$1,534
\$1,474	\$1,509	\$1,604
\$1,544	\$1,579	\$1,674
\$1,624	\$1,659	\$1,754
\$1,704	\$1,739	\$1,834
\$1,794	\$1,829	\$1,924
\$1,884	\$1,919	\$2,014

- Grade 1
- Grade 2
- Grade 3
- Grade 4
- Grade 5
- Grade 6
- Grade 7
- Grade 8
- Grade 9

ABC2333	ABC2533	ABC2633	
37 x 28 x 28	37 x 28 x 28	37 x 28 x 28	Chair (H x W x D)
45 lbs	49 lbs	47 lbs	Chair Weight
22	19	23	Seat Width
21 – 26	20 – 25	22 – 27	Seat Height
17 – 19.75	16 – 18.75	18 – 20.75	Seat Depth
R1° – F16°	R1° – F16°	R1° – F16°	Seat Angle
26	26	26	Base Diameter
2 yd	1 yd	2 yd	COM Yardage
36 x 26 x 19	36 x 26 x 19	36 x 26 x 19	Shipping Box (L x W x H)
55 lbs	59 lbs	57 lbs	Shipping Weight
FA	FA	FA	Shipping Method

All measurements are nominal and shown in inches for base model numbers. Specs may differ for stools.

Industrial/Healthcare

**Step 2** — Add option codes after model number ABC2333 - \_\_ - \_\_

General		Bases	
<b>E</b>	ESD*	<b>B9</b>	28" Chrome
	\$335	<b>B22</b>	22" Black
			\$0
Casters/Glides		Chair Cylinder	
<b>C2</b>	Glides	<b>L3</b>	5" Cylinder
	\$28	<b>L14</b>	10" Dual Stage
<b>C3</b>	Occupied Braking		\$0
	\$213		\$63
<b>C4</b>	Unoccupied Braking		
	\$69		

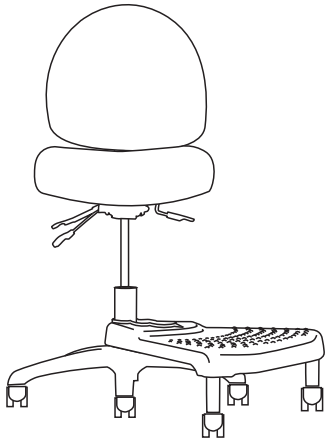
**Stool Options**

Stool Cylinder	
<b>L4</b>	8" Cylinder \$63
Footrings for stool cylinders only	
<b>R1</b>	18" Black Plastic \$69
<b>R2</b>	20" Chrome \$92
NeXtep® for stool cylinders only	
<b>R8</b>	8" w/Casters \$213
<b>R10</b>	10" w/Casters \$213
<b>R18</b>	8"/10" w/Casters \$340
<b>RW8</b>	Wide 8" w/Casters \$340
<b>RW10</b>	Wide 10" w/Casters \$340
Also available w/glides.	

For additional stool options see page 110.

\*Contact Customer Service – customerservice@neutralposture.com

# Adapta™ Stool



ADS5658-R8




## FEATURES

- Upholstered seat & back
- Generous foam for optimal comfort
- ESD & Cleanroom options available
- Optional NeXtep® platform with depth adjustments

## STANDARD FEATURES

- No Arms
- Hard Floor Casters
- 26" Black Base
- 8" Cylinder

## Step 1 — Model Number

Series Code	Back	Select a Seat	Select an Arm	Select a Mech
<b>ADS</b> Adapta	<b>5</b> Mid Back	<b>6</b> Medium Seat <b>7</b> Large Seat	<b>0</b> 4" Adjustable \$144 <b>1</b> 4" Adjustable w/Pivot \$173 <b>2</b> Lateral Sliding \$162 <b>3</b> 3" Adjustable \$86 <b>4</b> Swing \$340 <b>5</b> No Arms \$0 <b>6</b> C Loop \$86 <b>7</b> Chrome Loop \$86	<b>1</b> Basic  <b>8</b> Standard  <b>9</b> Deluxe-tilt 
<b>ADS</b>	<b>5</b>	<b>6</b>	<b>3</b>	<b>8</b>

Basic		Standard		Deluxe-tilt	
<b>ADS5651</b>	<b>ADS5751</b>	<b>ADS5658</b>	<b>ADS5758</b>	<b>ADS5659</b>	<b>ADS5759</b>
\$965	\$1,024	\$989	\$1,048	\$1,012	\$1,071
\$1,025	\$1,084	\$1,049	\$1,108	\$1,072	\$1,131
\$1,085	\$1,144	\$1,109	\$1,168	\$1,132	\$1,191
\$1,155	\$1,214	\$1,179	\$1,238	\$1,202	\$1,261
\$1,225	\$1,284	\$1,249	\$1,308	\$1,272	\$1,331
\$1,305	\$1,364	\$1,329	\$1,388	\$1,352	\$1,411
\$1,385	\$1,444	\$1,409	\$1,468	\$1,432	\$1,491
\$1,475	\$1,534	\$1,499	\$1,558	\$1,522	\$1,581
\$1,565	\$1,624	\$1,589	\$1,648	\$1,612	\$1,671

42 x 26 x 26	42 x 26 x 26	43 x 26 x 26	43 x 26 x 26	43 x 26 x 26	43 x 26 x 26
32 lbs	32 lbs	40.5 lbs	40.5 lbs	40.5 lbs	40.5 lbs
19.5	22	19.5	22	19.5	22
21.5 - 29.5	21.5 - 29.5	22.5 - 30.5	22.5 - 30.5	22.5 - 30.5	22.5 - 30.5
14.5 - 16	14.5 - 16	15 - 17.5	15 - 17.5	15 - 17.5	15 - 17.5
R4°	R4°	R3°	R3°	R4°	R4°
19.5	19.5	19.5	19.5	19.5	19.5
20.5	20.5	21 - 23.5	21 - 23.5	21 - 23.5	21 - 23.5
100°	100°	97° - 105°	97° - 105°	97° - 105°	97° - 105°
2.75	2.75	2.75	2.75	2.75	2.75
26	26	26	26	26	26
2 yd	2 yd	2 yd	2 yd	2 yd	2 yd
36 x 26 x 19	36 x 26 x 19	36 x 26 x 19	36 x 26 x 19	36 x 26 x 19	36 x 26 x 19
42 lbs	42 lbs	50.5 lbs	50.5 lbs	50.5 lbs	50.5 lbs
KD	KD	KD	KD	KD	KD

- Grade 1**
- Grade 2**
- Grade 3**
- Grade 4**
- Grade 5**
- Grade 6**
- Grade 7**
- Grade 8**
- Grade 9**
- Chair (H x W x D)
- Chair Weight
- Seat Width
- Seat Height
- Seat Depth
- Seat Angle
- Back Width
- Back Height
- Back Angle
- Lumbar Range
- Base Diameter
- COM Yardage
- Shipping Box (L x W x H)
- Shipping Weight
- Shipping Method

All measurements are nominal and shown in inches for base model numbers.

## Step 2 — Add option codes after model number ADS5638 - \_\_ - \_\_

General	Casters/Glides	Bases	Stool Cylinders
<b>CR</b> Cleanroom to Class 100 <span style="float: right;">\$139</span>	<b>C2</b> Glides <span style="float: right;">\$28</span>	<b>B3</b> 26" Spider Ring w/Glides <span style="float: right;">\$162</span> <i>Special shipping required</i>	<b>L4</b> 8" Cylinder <span style="float: right;">\$0</span>
<b>E</b> ESD* <span style="float: right;">\$335</span>	<b>C3</b> Occupied Braking <span style="float: right;">\$213</span>	<b>B6</b> 26" Polished Aluminum <span style="float: right;">\$162</span>	<b>L5</b> 10" Cylinder <span style="float: right;">\$0</span>
<b>F</b> Fring® Footrest <span style="float: right;">\$58</span> <i>Only available on (B0) base</i>	<b>C4</b> Unoccupied Braking <span style="float: right;">\$69</span>	<b>B9</b> 28" Chrome <span style="float: right;">\$185</span>	<b>L7</b> 7" Cylinder <span style="float: right;">\$0</span>
<b>J</b> Upholstered Arm Pad <span style="float: right;">\$75</span> <i>Only available on (2) arm</i>	<b>C5</b> Single Wheel Industrial <span style="float: right;">\$69</span> <i>Hard floor</i>	<b>B12</b> 28" Black <span style="float: right;">\$127</span>	<b>Footrings</b> for stool cylinders only
		<b>B20</b> 25" Spider Ring w/Glides <span style="float: right;">\$167</span> <i>Special shipping required</i>	<b>R1</b> 18" Black Plastic <span style="float: right;">\$69</span>
		<b>Chair Cylinders</b>	<b>R2</b> 20" Chrome <span style="float: right;">\$92</span>
		<b>L1</b> 3" Cylinder <span style="float: right;">\$0</span>	<b>NeXtep®</b> for stool cylinders only
		<b>L3</b> 5" Cylinder <span style="float: right;">\$0</span>	<b>R8</b> 8" w/Casters <span style="float: right;">\$213</span>
		<b>L13</b> 7" Dual Stage <span style="float: right;">\$63</span>	<b>R10</b> 10" w/Casters <span style="float: right;">\$213</span>
		<b>L14</b> 10" Dual Stage <span style="float: right;">\$63</span>	<b>R18</b> 8"/10" w/Casters <span style="float: right;">\$340</span>
			<b>RW8</b> Wide 8" w/Casters <span style="float: right;">\$340</span>
			<b>RW10</b> Wide 10" w/Casters <span style="float: right;">\$340</span>

Also available w/glides.  
**For additional stool options see page 110.**



NCUGG1-L5-B20


**FEATURES**

- 3 active adjustments
- Concave, low back
- Contoured, waterfall seat
- Textured urethane seat & back
- Wide variety of stool packages
- Urethane is resilient to harsh environments
- Cleanroom option available

**STANDARD FEATURES**

- No Arms
- Hard Floor Casters
- 26" Black Base
- 5" Cylinder
- Cleanroom to Class 100

**Step 1 — Model Number**

Series Code	Back	Seat	Mech
NCU Geo	G Geo Urethane Back	G Geo Urethane Seat	1 Basic 
<b>NCU</b>	<b>G</b>	<b>G</b>	<b>1</b>





**NCUGG1**

\$423

**Urethane**

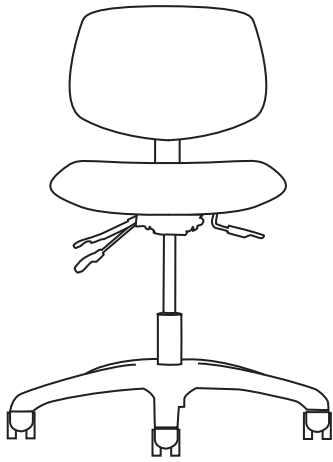
38 x 26 x 26	Chair (H x W x D)
22 lbs	Chair Weight
18	Seat Width
15.5 – 20.5	Seat Height
16.5 – 19	Seat Depth
R 9°	Seat Angle
16.25	Back Width
14.5 – 18	Back Height
95° – 100°	Back Angle
N/A	Lumbar Range
26	Base Diameter
30.25 x 26 x 24	Shipping Box (L x W x H)
32 lbs	Shipping Weight
KD	Shipping Method

All measurements are nominal and shown in inches for base model numbers. Specs may differ for stools.

**Step 2 — Add option codes after model number NCUGG1 - \_\_ - \_\_**

**Stool Options**

General		Bases		Chair Cylinders		Stool Cylinders		
<b>F</b>	Fring® Footrest <i>Only available on (B0) base</i>	<b>\$58</b>	<b>B3</b>	26" Spider Ring w/Glides <i>Special shipping required</i>	<b>\$162</b>	<b>L1</b>	3" Cylinder	<b>\$0</b>
			<b>B6</b>	26" Polished Aluminum	<b>\$162</b>	<b>L3</b>	5" Cylinder	<b>\$0</b>
			<b>B9</b>	28" Chrome	<b>\$185</b>	<b>L13</b>	7" Dual Stage	<b>\$63</b>
			<b>B12</b>	28" Black	<b>\$127</b>	<b>L14</b>	10" Dual Stage	<b>\$63</b>
			<b>B20</b>	25" Spider Ring w/Glides <i>Special shipping required</i>	<b>\$167</b>			
Casters/Glides						Footrings for stool cylinders only		
<b>C2</b>	Glides	<b>\$28</b>				<b>R1</b>	18" Black Plastic	<b>\$69</b>
<b>C3</b>	Occupied Braking	<b>\$213</b>				<b>R2</b>	20" Chrome	<b>\$92</b>
<b>C4</b>	Unoccupied Braking	<b>\$69</b>				NeXtep® for stool cylinders only		
						<b>R8</b>	8" w/Casters	<b>\$213</b>
						<b>R10</b>	10" w/Casters	<b>\$213</b>
						<b>R18</b>	8"/10" w/Casters	<b>\$340</b>
						<b>RW8</b>	Wide 8" w/Casters	<b>\$340</b>
						<b>RW10</b>	Wide 10" w/Casters	<b>\$340</b>
						<i>Also available w/glides.</i>		
<b>For additional stool options see page 110.</b>								



NCU552




**FEATURES**


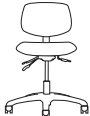
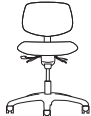
- Passive weight dispersion design
- Urethane is resilient to harsh environments
- Wide variety of stool options
- Cleanroom option available

**STANDARD FEATURES**

- No Arms
- Hard Floor Casters
- 26" Black Base
- 5" Cylinder
- Cleanroom to Class 100

**Step 1 — Model Number**

Series Code		Back	Seat	Select a Mech
NCU	Graphite	5 Flat Urethane Back	5 Flat Urethane Seat	1 Basic  2 Standard  3 Deluxe-tilt 
<b>NCU</b>		<b>5</b>	<b>5</b>	<b>2</b>

Basic	Standard	Deluxe-tilt
		
<b>NCU551</b>	<b>NCU552</b>	<b>NCU553</b>
\$552	\$625	\$659

**Urethane**

	Basic	Standard	Deluxe-tilt	
	33.5 x 26 x 26	31.5 x 26 x 26	31.5 x 26 x 26	Chair (H x W x D)
	41 lbs	41 lbs	41 lbs	Chair Weight
	19	19	19	Seat Width
	14.25 – 19.25	14 – 19	14 – 19	Seat Height
	17.5 – 20	18	18	Seat Depth
	R5°	R5°	F7° – R4°	Seat Angle
	17	17	17	Back Width
	16.25	14.5 – 18.5	14.5 – 18.5	Back Height
	103°	90° – 120°	105° – 136°	Back Angle
	16 – 20	16 – 20	16 – 20	Lumbar Range
	26	26	26	Base Diameter
	28 x 26 x 24	28 x 26 x 24	28 x 26 x 24	Shipping Box (L x W x H)
	51 lbs	51 lbs	51 lbs	Shipping Weight
	KD	KD	KD	Shipping Method

All measurements are nominal and shown in inches for base model numbers. Specs may differ for stools.

**Step 2** — Add option codes after model number NCU552 - \_\_ - \_\_

**Stool Options**

**General**

<b>F</b>	Fring® Footrest <i>Only available on (B0) base</i>	<b>\$58</b>
<b>HD</b>	Heavy Duty <i>Only available on (1) mech</i>	<b>\$116</b>

**Arms**

<b>A0</b>	4" Adjustable	<b>\$162</b>
<b>A2</b>	T Arms	<b>\$104</b>
<b>A3</b>	3" Adjustable	<b>\$104</b>
<b>A6</b>	4" Adjustable Extended Height	<b>\$219</b>

**Casters/Glides**

<b>C2</b>	Glides	<b>\$28</b>
<b>C3</b>	Occupied Braking	<b>\$213</b>
<b>C4</b>	Unoccupied Braking	<b>\$69</b>

**Bases**

<b>B3</b>	26" Spider Ring w/Glides <i>Special shipping required</i>	<b>\$162</b>
<b>B6</b>	26" Polished Aluminum	<b>\$162</b>
<b>B9</b>	28" Chrome	<b>\$185</b>
<b>B12</b>	28" Black	<b>\$127</b>
<b>B20</b>	25" Spider Ring w/Glides <i>Special shipping required</i>	<b>\$167</b>

**Chair Cylinders**

<b>L1</b>	3" Cylinder	<b>\$0</b>
<b>L13</b>	7" Dual Stage	<b>\$63</b>
<b>L14</b>	10" Dual Stage	<b>\$63</b>

**Stool Cylinders**

<b>L4</b>	8" Cylinder	<b>\$63</b>
<b>L5</b>	10" Cylinder	<b>\$63</b>
<b>L7</b>	7" Cylinder	<b>\$63</b>

**Footrings for stool cylinders only**

<b>R1</b>	18" Black Plastic	<b>\$69</b>
<b>R2</b>	20" Chrome	<b>\$92</b>

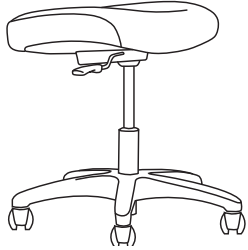
**NeXtep® for stool cylinders only**

<b>R8</b>	8" w/Casters	<b>\$213</b>
<b>R10</b>	10" w/Casters	<b>\$213</b>
<b>R18</b>	8"/10" w/Casters	<b>\$340</b>
<b>RW8</b>	Wide 8" w/Casters	<b>\$340</b>
<b>RW10</b>	Wide 10" w/Casters	<b>\$340</b>

Also available w/glides.

For additional stool options see page 110.

# Stratus™ Upholstered



NBF064



NBF074

## FEATURES

- ESD & Cleanroom options available
- Passive weight dispersion design
- Generous foam for optimal comfort





## STANDARD FEATURES

- Hard Floor Casters
- 22" Black Base
- 5" Cylinder

Industrial/Healthcare

## Step 1 — Model Number

Series Code	Back	Select a Seat	Select a Mech
NBF Stratus Upholstered	0 Backless	6 Medium Seat 7 Round Seat	4 Basic 5 Ring 6 Tilt
<b>NBF</b>	<b>0</b>	<b>6</b>	<b>6</b>

Basic		Ring	Tilt
			
<b>NBF064</b>	<b>NBF074</b>	<b>NBF075</b>	<b>NBF066</b>
\$364	\$306	\$341	\$482
\$394	\$336	\$371	\$512
\$424	\$366	\$401	\$542
\$464	\$406	\$441	\$582
\$504	\$446	\$481	\$622
\$554	\$496	\$531	\$672
\$604	\$546	\$581	\$722
\$664	\$606	\$641	\$782
\$724	\$666	\$701	\$842
17 x 22 x 22	16 x 22 x 22	16 x 22 x 22	19 x 22 x 22
16.5 lbs	14 lbs	14 lbs	23.5 lbs
19.5	16	16	19.5
14.5 – 19.5	16 – 21	16 – 21	15.75 – 20.75
18.5	16	16	18.5
F4.4°	N/A	N/A	F4.7° – R21.3°
22	22	22	22
1.5 yd	1.5 yd	1.5 yd	1.5 yd
28 x 26 x 24	25 x 25 x 11	25 x 25 x 11	28 x 26 x 24
26.5 lbs	24 lbs	24 lbs	33.5 lbs
KD	KD	KD	KD

- Grade 1
- Grade 2
- Grade 3
- Grade 4
- Grade 5
- Grade 6
- Grade 7
- Grade 8
- Grade 9

- Chair (H x W x D)
- Chair Weight
- Seat Width
- Seat Height
- Seat Depth
- Seat Angle
- Base Diameter
- COM Yardage
- Shipping Box (L x W x H)
- Shipping Weight
- Shipping Method

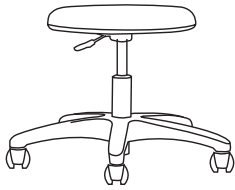
All measurements are nominal and shown in inches for base model numbers. Specs may differ for stools.

## Step 2 — Add option codes after model number NBF066 - \_\_ - \_\_

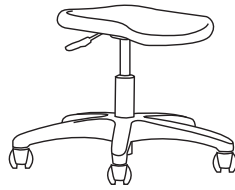
General		Bases		Connexion® Arm		Stool Options	
<b>CR</b> Cleanroom to Class 100	\$139	<b>B3</b> 26" Spider Ring w/Glides	\$162	<b>Z1</b> Connexion Arm	\$404	<b>L4</b> 8" Cylinder	\$63
<b>E</b> ESD*	\$335	<i>Special shipping required</i>		<i>Only available on (7) seat</i>		<b>L5</b> 10" Cylinder	\$63
<b>F</b> Fring® Footrest	\$58	<b>B6</b> 26" Polished Aluminum	\$162	<b>Connexion® Arm Attachments</b>		<b>L7</b> 7" Cylinder	\$63
<i>Only available on (B0) base</i>		<b>B9</b> 28" Chrome	\$185	<b>A1</b> Tablet Holder	\$171	<b>Footrings</b> for stool cylinders only	
<b>Casters/Glides</b>		<b>B12</b> 28" Black	\$127	<i>Requires (Z1) Connexion Arm</i>		<b>R1</b> 18" Black Plastic	\$69
<b>C2</b> Glides	\$28	<b>B20</b> 25" Spider Ring w/Glides	\$167			<b>R2</b> 20" Chrome	\$92
<b>C3</b> Occupied Braking	\$213	<i>Special shipping required</i>				<b>NeXtep®</b> for stool cylinders only	
<b>C4</b> Unoccupied Braking	\$69	<b>B22</b> 22" Black	\$0			<b>R8</b> 8" w/Casters	\$213
<b>C5</b> Single Wheel Industrial	\$69	<b>Chair Cylinders</b>				<b>R10</b> 10" w/Casters	\$213
<i>Hard floor</i>		<b>L1</b> 3" Cylinder	\$0			<b>R18</b> 8"/10" w/Casters	\$340
		<b>L3</b> 5" Cylinder	\$0			<b>RW8</b> Wide 8" w/Casters	\$340
		<b>L14</b> 10" Dual Stage	\$63			<b>RW10</b> Wide 10" w/Casters	\$340
						<i>Also available w/glides.</i>	

For additional stool options see page 110.

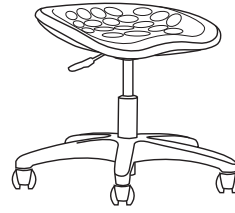
# Stratus™ Urethane



NBU044



NBU054



NBU084

## FEATURES

- Passive weight dispersion design
- Urethane is resilient to harsh environments
- Cleanroom option available

## STANDARD FEATURES

- 5" Cylinder
- 22" Black Base
- Hard Floor Casters
- Cleanroom to Class 100

Industrial/Healthcare

## Step 1 — Model Number

Series Code	Back	Select a Seat	Select a Mech
NBU Stratus Urethane	0 Backless	4 Round Seat 5 Flat Seat 8 Tractor Seat	4 Basic 5 Ring 6 Tilt
<b>NBU</b>	<b>0</b>	<b>5</b>	<b>6</b>









Basic

Ring

Tilt

## Stratus™ Urethane

Basic		Ring		Tilt	
					
<b>NBU044</b>	<b>NBU054</b>	<b>NBU084</b>	<b>NBU045</b>	<b>NBU056</b>	<b>NBU086</b>
\$235	\$376	\$412	\$271	\$494	\$529
13.5 x 22 x 22	14.5 x 22 x 22	13.5 x 22 x 22	13.5 x 22 x 22	15 x 22 x 22	13.25 x 22 x 22
17 lbs	28 lbs	22 lbs	17 lbs	28 lbs	22 lbs
14	19	19	14	19	19
13.5 – 18.5	14.5 – 19.5	13.5 – 18.5	13.5 – 18.5	15 – 20	13.25 – 18.25
14	18	13.5	14	18	13.5
R0°	R7°	R2.5°	R0°	F2° – R14°	F2.5° – R10°
22	22	22	22	22	22
N/A	N/A	N/A	N/A	N/A	N/A
25 x 25 x 11	25 x 25 x 11	25 x 25 x 11	25 x 25 x 11	25 x 25 x 11	25 x 25 x 11
27 lbs	38 lbs	32 lbs	27 lbs	38 lbs	32 lbs
KD	KD	KD	KD	KD	KD

All measurements are nominal and shown in inches for base model numbers.  
Specs may differ for stools.

## Urethane

Chair (H x W x D)
Chair Weight
Seat Width
Seat Height
Seat Depth
Seat Angle
Base Diameter
COM Yardage
Shipping Box (L x W x H)
Shipping Weight
Shipping Method

## Step 2 — Add option codes after model number NBU056 - \_\_ - \_\_

General		Casters/Glides		Bases		Stool Options		
<b>F</b>	Fring® Footrest <i>Only available on (B0) base</i>	<b>\$58</b>	<b>C2</b>	Glides	<b>\$28</b>	<b>B3</b>	26" Spider Ring w/Glides <i>Special shipping required</i>	<b>\$162</b>
			<b>C3</b>	Occupied Braking	<b>\$213</b>	<b>B6</b>	26" Polished Aluminum	<b>\$162</b>
			<b>C4</b>	Unoccupied Braking	<b>\$69</b>	<b>B9</b>	28" Chrome	<b>\$185</b>
			<b>C5</b>	Single Wheel Industrial <i>Hard floor</i>	<b>\$69</b>	<b>B12</b>	28" Black	<b>\$127</b>
						<b>B20</b>	25" Spider Ring w/Glides <i>Special shipping required</i>	<b>\$167</b>
						<b>B22</b>	22" Black	<b>\$0</b>
						<b>Chair Cylinders</b>		
						<b>L1</b>	3" Cylinder	<b>\$0</b>
						<b>L3</b>	5" Cylinder	<b>\$0</b>
						<b>L14</b>	10" Dual Stage <i>Not available on (6) tilt mech</i>	<b>\$63</b>
						<b>Stool Cylinders</b>		
						<b>L4</b>	8" Cylinder	<b>\$63</b>
						<b>L5</b>	10" Cylinder	<b>\$63</b>
						<b>L7</b>	7" Cylinder	<b>\$63</b>
						<b>Footrings for stool cylinders only</b>		
						<b>R1</b>	18" Black Plastic	<b>\$69</b>
						<b>R2</b>	20" Chrome	<b>\$92</b>
						<b>NeXtep® for stool cylinders only</b>		
						<b>R8</b>	8" w/Casters	<b>\$213</b>
						<b>R10</b>	10" w/Casters	<b>\$213</b>
						<b>R18</b>	8"/10" w/Casters	<b>\$340</b>
						<b>RW8</b>	Wide 8" w/Casters	<b>\$340</b>
						<b>RW10</b>	Wide 10" w/Casters	<b>\$340</b>

Also available w/glides.

For additional stool options see page 110.

## NEXTEP®

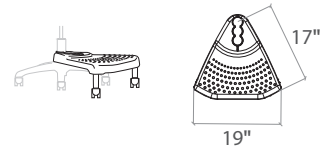
- Adjustable depth (13", 15" & 17") from cylinder  
*Not available on Wide NeXtep*
- Wide platform for comfortable & ergonomic positioning of the feet & leg support
- Strong, stable step for entering & exiting the stool
- Casters lock when weight is applied
- Supports up to 400 lbs

### Only available on Neutral Posture stools

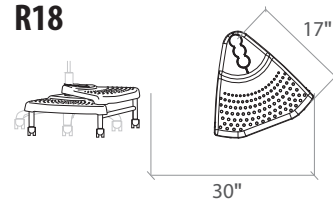
	w/Glides		w/Locking Casters	
8"	<b>R7</b>	\$155	<b>R8</b>	\$213
10"	<b>R9</b>	\$155	<b>R10</b>	\$213
12"	<b>R11</b>	\$155	<b>R12</b>	\$213
8"/10" Combo	<b>R17</b>	\$271	<b>R18</b>	\$340
10"/12" Combo	<b>R21</b>	\$271	<b>R22</b>	\$340
Wide 8"	<b>RW7</b>	\$271	<b>RW8</b>	\$340
Wide 10"	<b>RW9</b>	\$271	<b>RW10</b>	\$340

*The NeXtep should only be used on stools that meet the current BIFMA tip test standards.*

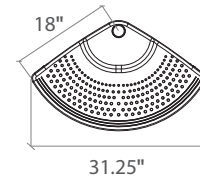
### R8



### R18



### RW10

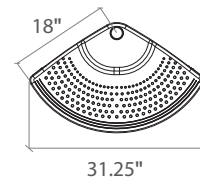
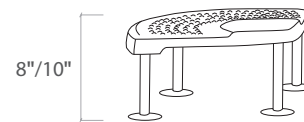


## N-POSITION™

- Wide platform for comfortable & ergonomic positioning of the feet & leg support
- Top surface provides extra raised surface area to support legs while sitting
- Supports up to 400 lbs

**F8** (8" Platform) \$456

**F10** (10" Platform) \$456

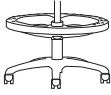




---

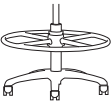
## FOOTRINGS

---



- 18" BLACK PLASTIC**
- Flat textured surface
  - Height adjustable
  - Pressure fit

R1            \$69



- 20" CHROME**
- Height adjustable
  - Twist/spin tightening

R2            \$92



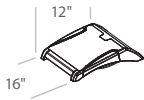
- FRING® W/BASE**
- Aids shorter workers with a slightly higher "floor"
  - Raised massage bumps provide a gentle rub to shoeless feet

FRF           \$202

---

## FOOTRESTS

---



- ADJUSTABLE**
- Easy adjustment, folding support legs provide platform
  - Tilt angles of 6°, 12°, 16° & 25°
  - Provides support for workers under 5<sup>th</sup> percentile
  - Footrest surface covered by anti-fatigue rubber mat

FR16         \$202

---

## **WORKPLACE ACCESSORIES**

---

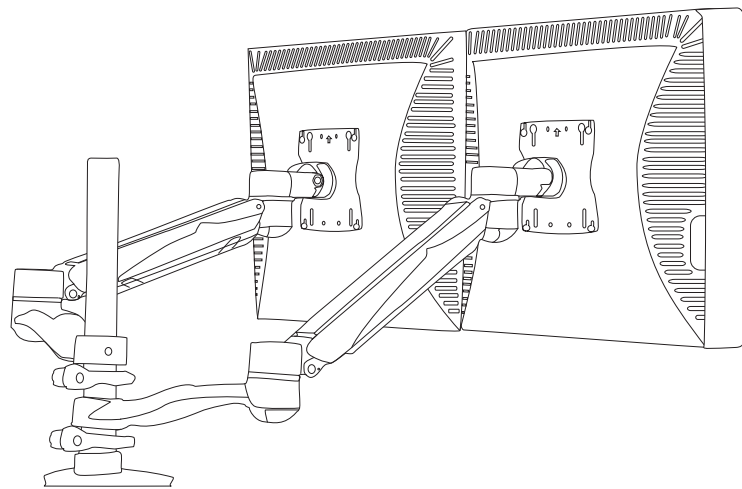
Neutral Posture is proud to offer the complete package for commercial office furniture. Workplace accessories round out our offering and allow users to truly customize their space to be as comfortable and as ergonomic as possible.

### **CUSTOMIZE YOUR SPACE WITH:**

- Keyboard mechanisms
- Keyboard trays
- Monitor arms
- Footrests
- Tablet holders
- CPU holders
- Forearm supports
- Patented ergonomic products

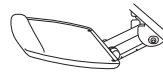
# WORKPLACE ACCESSORIES

---

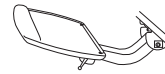


# Keyboard Trays & Arms

## KEYBOARD ARMS



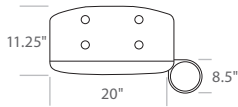
Leverless



Sit/Stand

	A	C
Code	A	C
Leverless Height	✓	✓
Height	-6" – 2.5"	-6" – 8"
Tilt	-15° – 0°	-15° – 0°
Spring Assist	✓	✓
360° Rear Swivel	✓	✓
Track Length	23"	21"
(OPTIONAL) Short Track	18"	18"
Glide Track	✓	✓
Quick Ship	QS	QS
List	\$231	\$253

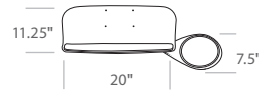
## KEYBOARD TRAYS



11

- Straights, corners & natural keyboards
- Anti-skid neoprene pads hold keyboard securely in place

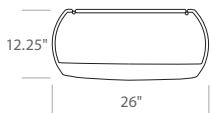
List \$170



86 — ELEMENTAL®

- Straights, corners and natural keyboards
- Made from 100% recycled aluminum
- Polished surface

List \$324



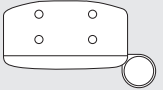
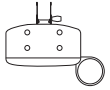
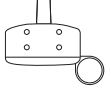

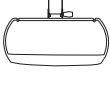
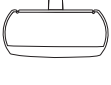
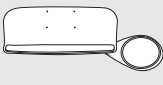
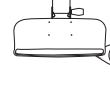
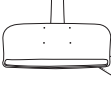
43 — SOFTOUCH™

- Straight
- Urethane over steel plate
- Includes mouse surface

List \$253

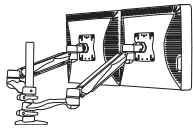


## EASY COMBOS

		Keyboard Arms	
		Leverless (A)	Sit/Stand (C)
Keyboard Trays	 11	 <b>Easy A11</b> \$401	 <b>Easy C11</b> \$423
	 43 – SofTouch™	 <b>Easy A43</b> \$484	 <b>Easy C43</b> \$506
	 86 – elementAI®	 <b>Easy A86</b> \$555	 <b>Easy C86</b> \$577

### General

5 **Short Track – 18"** \$0  
*Only available on (A) or (C) arm*



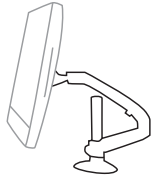
## MONITOR ARMS

### BOOST™

- Yields 13" of vertical movement & 24" of extension
- Supports monitors weighing up to 20 lbs
- Effortlessly position two monitors at the same height on a single post
- Easily attach two arms on a single post without additional brackets
- Install three or more arms with an optional cross bar
- Convenient keyhole slots to effortlessly install monitor onto mounting plate

**NOTE: For multi-screen solutions, contact [customerservice@neutralposture.com](mailto:customerservice@neutralposture.com)**

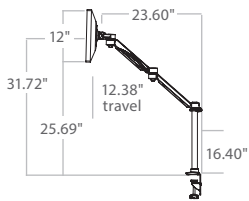
Model #	Description	List
<b>Single Arm</b>		
KCG-110B	Black	\$500
KCG-110S	Silver	\$500
<b>Double Arm</b>		
KCG-110DB	Black	\$988
KCG-110DS	Silver	\$988



### FREEDOM

- Includes vesa plate aluminum articulating arm & desk clamp base
- Tilt: Up 90°, Down 45°
- Pan: 180°
- Rotation: 360°
- Offers 14" of dynamic one-touch height adjustment
- Full extension range of 23.4"

Model #	Description	List
918001	Silver	\$544

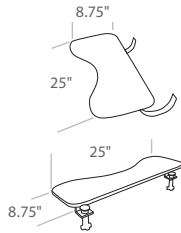


### SIT/STAND

- Sturdy aluminum construction with vesa compatibility
- Width & depth adjustable fasteners
- Convenient pull handle

Model #	Description	List
KCG-SSB	Black	\$632
KCG-SSS	Silver	\$632

## ACCESSORIES

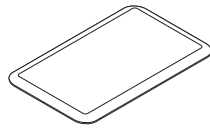


### FOREARM SUPPORTS

- Alleviates shoulder, neck & body burden
- Promotes good posture & ergonomic sitting
- Reduces pressure on ulnar nerve
- Reduces upper body fatigue
- Lightweight & portable



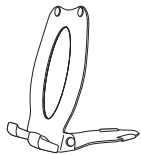
Model 1	Model 2	
160241 \$264	160243 \$264	w/Hooks
160242 \$264	160244 \$264	w/Screws



### ANTI-FATIGUE FLOOR MATS

- Premium comfort will not bottom out or lose bounce over time
- Commercial-grade heavy-duty polyurethane
- Matte texture provides optimum traction
- Beveled edge reduces tripping potential
- Available in black

H	W	D	MODEL #	LIST
¾"	32"	20"	<b>EAM3220B</b>	\$313
¾"	48"	20"	<b>EAM4820B</b>	\$478
¾"	72"	20"	<b>EAM7220B</b>	\$712
¾"	36"	24"	<b>EAM3624B</b>	\$396
¾"	60"	36"	<b>EAM6036B</b>	\$910



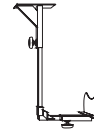
### TABLET HOLDER

- Light weight & portable
- Dimensions: 6.76 x 5.5 x 2
- Holds tablets, phones or documents upright
- Easily adjusts for comfortable viewing angle
- Rests on desktop or flat surfaces
- Available in black only

Model #	List
TABHLDR	\$150

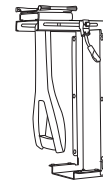
## CPU HOLDERS

### CPU HOLDER



- Mounts easily under worksurface storing CPU safely under desk & off the floor
- Adjusts to either a vertical or horizontal position
- Adjustable width of 5.5" – 9.8" & height of 15.5" – 20"

Model #	List
VCPUF	\$192



### CPU HOLDER

- CPU retracts on a 17" track & swivels to allow full accessibility & easy storage
- Accommodates CPU weighing up to 75 lbs & measuring 64" in perimeter
- Installation is quick & easy
- Soft touch anti-slip pads prevent CPU from slipping

Model #	List
VCPU	\$214

# Sit/Stand



## STANDUP®

- Retrofits between most existing keyboard trays & keyboard arms
- Mounts directly to worksurface without keyboard arm
- Additional 2" – 11" of height adjustment
- Infinite range positioning
- \$50 discount when ordered with any Easy Combo

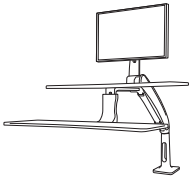
MODEL #

LIST

SUP04

\$462



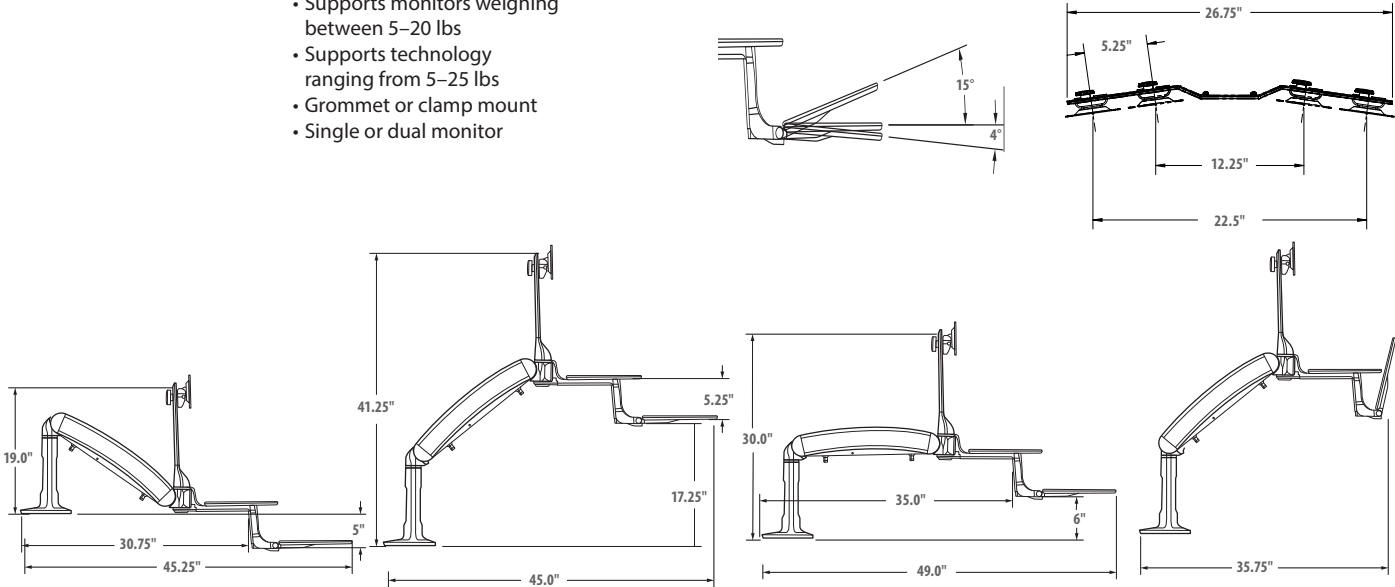


**STANDUP® A1**

- The integral dual tray system offers a spacious keyboard & mouse platform as well as a secondary surface for other items
- Extends forward to allow the keyboard tray to rest below the desk surface supporting proper ergonomic positioning
- Over 22" of assisted positioning
- Accommodates users ranging from 5<sup>th</sup> percentile seated female to 95<sup>th</sup> percentile standing male
- Supports monitors weighing between 5–20 lbs
- Supports technology ranging from 5–25 lbs
- Grommet or clamp mount
- Single or dual monitor

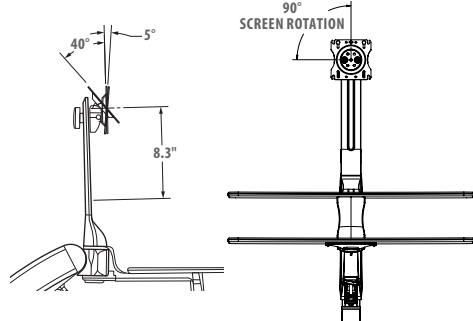
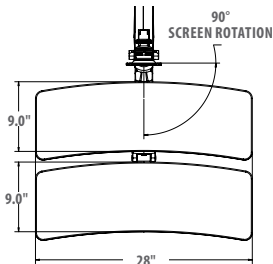
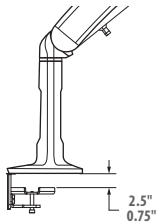
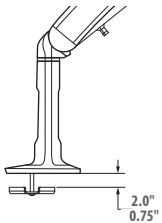
1 MONITOR	MECH	LIST
SUPA1B	Black	\$1,096
SUPA1S	Silver	\$1,096

2 MONITORS	MECH	LIST
SUPA2B	Black	\$1,305
SUPA2S	Silver	\$1,305



**GROMMET MOUNT**

**CLAMP MOUNT**



Workplace Accessories

# Tables

## General Info

### Step 1 – Model #

TB Table		Shape	D	W
TB	Table	R Round	34	69
		S Square		
		RCT Rectangle	34	69
		OT Oval		

### Step 2 – Surface Finish

Laminate	
PW-STK	Studio Teak
PW-STK	

### Step 3 – Edge Finish

Edge Band	
EB-STK	Studio Teak
EB-STK	

### Step 4 – Trim Finish

Paints	
301	Champagne
301	

## FEATURES

### BASE TYPES

- X Base
- Y Base w/ or w/o adjustable bar support
- Tapered Leg

### BASE OPTIONS

- Bar height
- Flip top
- Casters

**NOTE: Not all options are available on all bases.**

### WORKSURFACE TYPES

- Round
- Square
- Rectangular
- Oval

### LEVELERS

Adjustable height levelers are included at no additional cost on all models.

### Shank Length

X & Y bases —  $\frac{3}{8}$ -16 x  $\frac{3}{4}$ "  
Tapered legs —  $\frac{3}{8}$ -16 x 1  $\frac{3}{4}$ "

Leveler extensions can be ordered separately. Please contact Customer Service for information on ordering leveler extensions. Casters can be ordered in place of levelers for an upcharge on most standard height tables.

### SAFETY

For safety and stability purposes, the caster and flip top options cannot be added to bar height tables or the following table models: TBR60, TBS48, TBS60, TBOT54120, TBOT60144.

### CUSTOM TABLES

Custom size tables and custom height bases are available upon request, pending Engineering approval. Customization charges may apply. Contact Customer Service for additional information and pricing.

## CONSTRUCTION

### X BASE

X bases are made from cast aluminum with 2  $\frac{1}{4}$ " tubing OD x 13 gauge.

### Y BASE

Y base is made from cast aluminum with 2  $\frac{1}{4}$ " steel tube.

### X BASE MOUNTING PLATES

X base mounting plates are made of steel 4 gauge x 12" x 12" or 8" x 8".

### Y BASE MOUNTING PLATES

Y base mounting plates are made from 0.187" x 6" x 8" fabricated steel.

### WORKSURFACES

All worksurfaces are made with a core, high pressure laminate and edge band. All non-woodgrain edge bands are made of ABS material. All woodgrain edge bands are made of PVC material. The overall thickness is 1  $\frac{1}{8}$ ".

### WORKSURFACE HEIGHTS

Standard	27 $\frac{3}{4}$ "
Bar Height	40 $\frac{3}{4}$ "

## SURFACE MATERIALS

### WORKSURFACE

- Laminate
- Edge band

### X BASES

Paint

### Y BASE

Paint

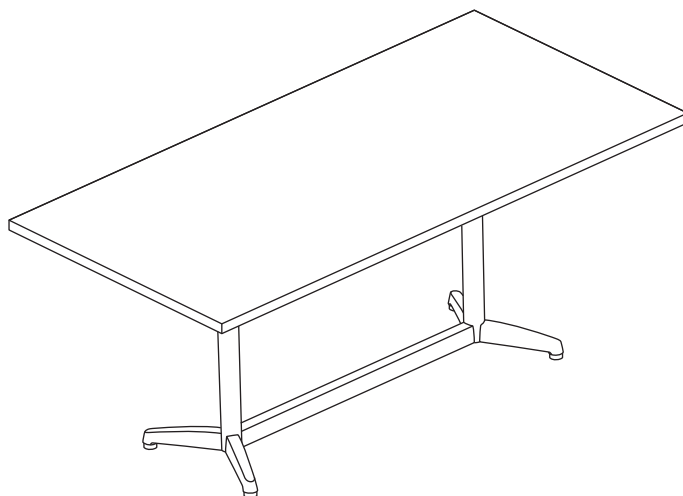
### TAPERED LEGS

Paint

### HEIGHT ADJUSTABLE BASE

Black or silver

# TABLES



# Tables

## Occasional – Round



### Round — w/X base

DESCRIPTION	H	W	D	MODEL #	LAMINATE			PAINT	
					L1	L2	L3	P2	P3
X base	29"	23 3/4"	23 3/4"	<b>TBR24X</b>	\$1,357	\$1,493	\$1,628	+ \$126	+ \$253
X base	29"	29 3/4"	29 3/4"	<b>TBR30X</b>	\$1,421	\$1,563	\$1,705	+ \$126	+ \$253
X base	29"	35 3/4"	35 3/4"	<b>TBR36X</b>	\$1,453	\$1,598	\$1,744	+ \$126	+ \$253
X base	29"	41 3/4"	41 3/4"	<b>TBR42X</b>	\$1,547	\$1,702	\$1,856	+ \$126	+ \$253
X base	29"	47 3/4"	47 3/4"	<b>TBR48X</b>	\$1,908	\$2,099	\$2,290	+ \$126	+ \$253
X base	29"	53 3/4"	53 3/4"	<b>TBR54X</b>	\$3,096	\$3,406	\$3,715	+ \$126	+ \$253



### Round — w/Tapered legs

DESCRIPTION	H	W	D	MODEL #	L1	L2	L3	P2	P3
4 Tapered legs	29"	29 3/4"	29 3/4"	<b>TBR30T</b>	\$2,022	\$2,224	\$2,426	+ \$126	+ \$253
4 Tapered legs	29"	35 3/4"	35 3/4"	<b>TBR36T</b>	\$2,053	\$2,258	\$2,464	+ \$126	+ \$253
4 Tapered legs	29"	41 3/4"	41 3/4"	<b>TBR42T</b>	\$2,085	\$2,294	\$2,502	+ \$126	+ \$253
4 Tapered legs	29"	47 3/4"	47 3/4"	<b>TBR48T</b>	\$2,117	\$2,329	\$2,540	+ \$126	+ \$253



### Round — w/Disc base

DESCRIPTION	H	W	D	MODEL #	L1	L2	L3	P2	P3
Disc base	29"	29 3/4"	29 3/4"	<b>TBR30D</b>	\$2,688	\$2,957	\$3,226	+ \$126	+ \$253
Disc base	29"	35 3/4"	35 3/4"	<b>TBR36D</b>	\$2,815	\$3,097	\$3,378	+ \$126	+ \$253

### Round — w/TT base

DESCRIPTION	H	W	D	MODEL #	L1	L2	L3	P2	P3
TT base	29"	59 3/4"	59 3/4"	<b>TBR60TT</b>	\$3,222	\$3,544	\$3,866	+ \$126	+ \$253
TT base	29"	65 3/4"	65 3/4"	<b>TBR66TT</b>	\$3,286	\$3,615	\$3,943	+ \$126	+ \$253
TT base	29"	71 3/4"	71 3/4"	<b>TBR72TT</b>	\$3,349	\$3,684	\$4,019	+ \$126	+ \$253

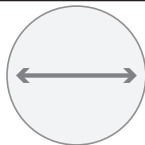
### Options for Round Tables

DESCRIPTION	OPTION CODE	X BASE	TAPERED LEGS	DISC BASE	TT BASE	UPCHARGE
Bar height	<b>BH</b>	•		•		+ \$126
Casters (set of 4)	<b>C</b>	•	•		•	+ \$126
Flip top	<b>FT</b>	•		•		+ \$253

#### Specify

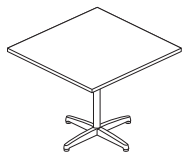
1. Model #
2. Options
3. Laminate
4. Edge band
5. Base paint

#### Grain Direction



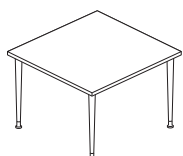
Shape		D	Base	
<b>TB</b>	<b>Table</b>	<b>30</b>	<b>X</b>	<b>X base</b>
	R		T	Tapered legs
	S		D	Disc base
	RCT		TT	TT base
	OT			
<b>TB</b>	<b>R</b>	<b>30</b>	<b>X</b>	

Pricing is for P1 paint base colors. Add the appropriate upcharge if using P2 or P3.



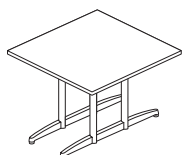
## Square — w/X base

DESCRIPTION	H	W	D	MODEL #	LAMINATE			PAINT	
					L1	L2	L3	P2	P3
X base	29"	23 3/4"	23 3/4"	<b>TBS24X</b>	\$1,358	\$1,494	\$1,630	+ \$126	+ \$253
X base	29"	29 3/4"	29 3/4"	<b>TBS30X</b>	\$1,421	\$1,563	\$1,705	+ \$126	+ \$253
X base	29"	35 3/4"	35 3/4"	<b>TBS36X</b>	\$1,517	\$1,669	\$1,820	+ \$126	+ \$253
X base	29"	41 3/4"	41 3/4"	<b>TBS42X</b>	\$1,579	\$1,737	\$1,895	+ \$126	+ \$253
X base	29"	53 3/4"	53 3/4"	<b>TBS54X</b>	\$3,096	\$3,406	\$3,715	+ \$126	+ \$253



## Square — w/Tapered legs

DESCRIPTION	H	W	D	MODEL #	L1	L2	L3	P2	P3
4 Tapered Legs	29"	29 3/4"	29 3/4"	<b>TBS30T</b>	\$2,022	\$2,224	\$2,426	+ \$126	+ \$253
4 Tapered Legs	29"	35 3/4"	35 3/4"	<b>TBS36T</b>	\$2,053	\$2,258	\$2,464	+ \$126	+ \$253
4 Tapered Legs	29"	41 3/4"	41 3/4"	<b>TBS42T</b>	\$2,066	\$2,273	\$2,479	+ \$126	+ \$253
4 Tapered Legs	29"	47 3/4"	47 3/4"	<b>TBS48T</b>	\$2,085	\$2,294	\$2,502	+ \$126	+ \$253



## Square — w/TT base

DESCRIPTION	H	W	D	MODEL #	L1	L2	L3	P2	P3
TT base	29"	59 3/4"	59 3/4"	<b>TBS60TT</b>	\$3,222	\$3,544	\$3,866	+ \$126	+ \$253
TT base	29"	65 3/4"	65 3/4"	<b>TBS66TT</b>	\$3,286	\$3,615	\$3,943	+ \$126	+ \$253
TT base	29"	71 3/4"	71 3/4"	<b>TBS72TT</b>	\$3,349	\$3,684	\$4,019	+ \$126	+ \$253

## Options for Square Tables

DESCRIPTION	OPTION CODE	X BASE	TAPERED LEGS	TT BASE	UPCHARGE
Bar height	<b>BH</b>	•			+ \$126
Casters (set of 4)	<b>C</b>	•	•	•	+ \$126
Flip top	<b>FT</b>	•			+ \$253

### Specify

1. Model #
2. Options
3. Laminate
4. Edge band
5. Base paint

### Grain Direction



Shape	D	Base
<b>TB</b> Table	<b>30</b>	<b>X</b> X base
R Round		T Tapered legs
<b>S</b> Square		TT TT Base
RCT Rectangle		
OT Oval		
<b>TB</b>	<b>30</b>	<b>X</b>

Pricing is for P1 paint base colors. Add the appropriate upcharge if using P2 or P3.

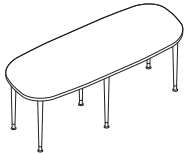
# Tables

## Conference – Oval



### Oval — w/Y base

DESCRIPTION	H	W	D	MODEL #	LAMINATE			PAINT	
					L1	L2	L3	P2	P3
w/stretcher	29"	71 3/4"	35 3/4"	<b>TBOT3672Y</b>	\$4,031	\$4,434	\$4,837	+ \$253	+ \$379
w/stretcher	29"	95 3/4"	47"	<b>TBOT4896Y</b>	\$6,603	\$7,263	\$7,924	+ \$253	+ \$379
w/stretcher	29"	119 3/4"	47"	<b>TBOT48120Y</b>	\$8,082	\$8,890	\$9,698	+ \$253	+ \$379



### Oval — w/Tapered legs

DESCRIPTION	H	W	D	MODEL #	L1	L2	L3	P2	P3
6 Tapered legs	29"	71 3/4"	35 3/4"	<b>TBOT3672T</b>	\$4,044	\$4,448	\$4,853	+ \$315	+ \$442
6 Tapered legs	29"	95 3/4"	47"	<b>TBOT4896T</b>	\$4,423	\$4,865	\$5,308	+ \$315	+ \$442
6 Tapered legs*	29"	119 3/4"	47"	<b>TBOT48120T</b>	\$4,865	\$5,352	\$5,838	+ \$315	+ \$442
6 Tapered legs*	29"	119 3/4"	53 3/4"	<b>TBOT54120T</b>	\$8,721	\$9,593	\$10,465	+ \$315	+ \$442
6 Tapered legs*	29"	143 3/4"	59 3/4"	<b>TBOT60144T</b>	\$9,479	\$10,427	\$11,375	+ \$315	+ \$442

\* Includes a support rail

### Options for Oval Tables

DESCRIPTION	OPTION CODE	Y BASE	TAPERED LEGS	UPCHARGE
Bar height	<b>BH</b>	•		+ \$379
Casters (set of 4)	<b>C</b>	•	•	+ \$126
Flip top	<b>FT</b>	•		+ \$379

#### Specify

1. Model #
2. Options
3. Laminate
4. Edge band
5. Base paint

#### Grain Direction



	Shape	D	W	Base
<b>TB</b> Table	R Round S Square RCT Rectangle <b>OT</b> Oval	<b>34</b>	<b>69</b>	<b>Y</b> Y base T Tapered legs
<b>TB</b>	<b>OT</b>	<b>34</b>	<b>69</b>	<b>Y</b>

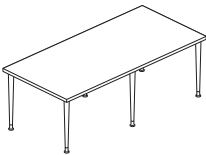
Pricing is for P1 paint base colors. Add the appropriate upcharge if using P2 or P3.



## Rectangle — w/Y base

DESCRIPTION	H	W	D	MODEL #	LAMINATE			PAINT	
					L1	L2	L3	P2	P3
w/o stretcher	29"	47 ¾"	29 ¾"	<b>TBRCT3048Y</b>	\$1,788	\$1,967	\$2,146	+ \$253	+ \$379
w/stretcher	29"	53 ¾"	23 ¾"	<b>TBRCT2454Y</b>	\$1,738	\$1,912	\$2,086	+ \$253	+ \$379
w/stretcher	29"	59 ¾"	23 ¾"	<b>TBRCT2460Y</b>	\$2,117	\$2,329	\$2,540	+ \$253	+ \$379
w/stretcher	29"	58 ½"	35 ½"	<b>TBRCT3660Y</b>	\$2,572	\$2,829	\$3,086	+ \$253	+ \$379
w/stretcher	29"	59 ¾"	29 ¾"	<b>TBRCT3060Y</b>	\$2,179	\$2,397	\$2,615	+ \$253	+ \$379
w/stretcher	29"	65 ¾"	23 ¾"	<b>TBRCT2466Y</b>	\$2,401	\$2,641	\$2,881	+ \$253	+ \$379
w/stretcher*	29"	69 ¼"	34"	<b>TBRCT3469Y</b>	\$3,873	\$4,260	\$4,648	+ \$253	+ \$379
w/stretcher*	29"	71 ¾"	23 ¾"	<b>TBRCT2472Y</b>	\$2,464	\$2,710	\$2,957	+ \$253	+ \$379
w/stretcher*	29"	71 ¾"	29 ¾"	<b>TBRCT3072Y</b>	\$2,572	\$2,829	\$3,086	+ \$253	+ \$379
w/stretcher*	29"	71 ¾"	35 ¾"	<b>TBRCT3672Y</b>	\$3,052	\$3,357	\$3,662	+ \$253	+ \$379
w/stretcher*	29"	79 ¼"	34"	<b>TBRCT3479Y</b>	\$3,873	\$4,260	\$4,648	+ \$253	+ \$379
w/stretcher*	29"	83 ¾"	41 ¾"	<b>TBRCT4284Y</b>	\$4,139	\$4,553	\$4,967	+ \$253	+ \$379
w/stretcher*	29"	95 ¾"	47 ¾"	<b>TBRCT4896Y</b>	\$5,263	\$5,789	\$6,316	+ \$253	+ \$379

\* Includes a support rail



## Rectangle — w/Tapered legs

DESCRIPTION	H	W	D	MODEL #	L1	L2	L3	P2	P3
4 Tapered legs	29"	47 ¾"	29 ¾"	<b>TBRCT3048T</b>	\$2,401	\$2,641	\$2,881	+ \$315	+ \$442
4 Tapered legs	29"	58 ½"	35 ½"	<b>TBRCT3660T</b>	\$2,780	\$3,058	\$3,336	+ \$315	+ \$442
4 Tapered legs	29"	59 ¾"	29 ¾"	<b>TBRCT3060T</b>	\$2,654	\$2,919	\$3,185	+ \$315	+ \$442
6 Tapered legs	29"	69 ¼"	34"	<b>TBRCT3469T</b>	\$2,907	\$3,198	\$3,488	+ \$315	+ \$442
6 Tapered legs	29"	71 ¾"	29 ¾"	<b>TBRCT3072T</b>	\$2,654	\$2,919	\$3,185	+ \$315	+ \$442
6 Tapered legs	29"	71 ¾"	35 ¾"	<b>TBRCT3672T</b>	\$2,907	\$3,198	\$3,488	+ \$315	+ \$442
6 Tapered legs*	29"	79 ¼"	34"	<b>TBRCT3479T</b>	\$3,160	\$3,476	\$3,792	+ \$315	+ \$442
6 Tapered legs*	29"	83 ¾"	41 ¾"	<b>TBRCT4284T</b>	\$3,475	\$3,823	\$4,170	+ \$315	+ \$442
6 Tapered legs*	29"	95 ¾"	47 ¾"	<b>TBRCT4896T</b>	\$3,601	\$3,961	\$4,321	+ \$315	+ \$442

\* Includes a support rail


## Options for Rectangle Tables

DESCRIPTION	OPTION CODE	Y BASE	TAPERED LEGS	UPCHARGE
Bar height	<b>BH</b>	•		+ \$379
Casters (set of 4)	<b>C</b>	•	•	+ \$126
Flip top	<b>FT</b>	•		+ \$379

### Specify

1. Model #
2. Options
3. Laminate
4. Edge band
5. Base paint

### Grain Direction



TB	Table	Shape	D	W	Base
		R Round	34	69	Y Y base
		S Square			T Tapered legs
		<b>RCT Rectangle</b>			
		OT Oval			
<b>TB</b>		<b>RCT</b>	<b>34</b>	<b>69</b>	<b>Y</b>

Pricing is for P1 paint base colors. Add the appropriate upcharge if using P2 or P3.

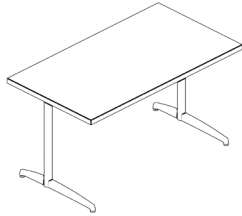
# Desks

## C-Legs and O-Legs



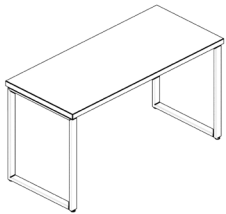
### C-Legs – 24" D

H	W	D	MODEL #	SUPPORT RAIL	LAMINATE			PAINT	
					L1	L2	L3	P2	P3
29"	42"	24"	<b>TBRCT2442C</b>		\$1,348	\$1,398	\$1,449	+ \$88	+ \$170
29"	48"	24"	<b>TBRCT2448C</b>		\$1,347	\$1,426	\$1,479	+ \$88	+ \$170
29"	54"	24"	<b>TBRCT2454C</b>	•	\$1,500	\$1,582	\$1,639	+ \$88	+ \$170
29"	60"	24"	<b>TBRCT2460C</b>	•	\$1,569	\$1,658	\$1,722	+ \$88	+ \$170
29"	66"	24"	<b>TBRCT2466C</b>	•	\$1,633	\$1,729	\$1,799	+ \$88	+ \$170
29"	72"	24"	<b>TBRCT2472C</b>	•	\$1,645	\$1,742	\$1,813	+ \$88	+ \$170



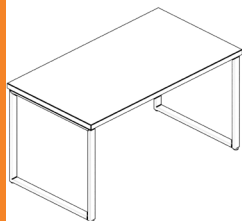
### C-Legs – 30" D

H	W	D	MODEL #	SUPPORT RAIL	LAMINATE			PAINT	
					L1	L2	L3	P2	P3
29"	42"	30"	<b>TBRCT3042C</b>		\$1,504	\$1,564	\$1,624	+ \$93	+ \$187
29"	48"	30"	<b>TBRCT3048C</b>		\$1,522	\$1,583	\$1,645	+ \$93	+ \$187
29"	54"	30"	<b>TBRCT3054C</b>	•	\$1,738	\$1,809	\$1,881	+ \$93	+ \$187
29"	60"	30"	<b>TBRCT3060C</b>	•	\$1,795	\$1,872	\$1,950	+ \$93	+ \$187
29"	66"	30"	<b>TBRCT3066C</b>	•	\$1,846	\$1,928	\$2,011	+ \$93	+ \$187
29"	72"	30"	<b>TBRCT3072C</b>	•	\$1,890	\$1,977	\$2,064	+ \$93	+ \$187



### O-Legs – 24" D

H	W	D	MODEL #	SUPPORT RAIL	LAMINATE			PAINT	
					L1	L2	L3	P2	P3
29"	42"	24"	<b>TBRCT2442O</b>		\$1,952	\$2,002	\$2,053	+ \$148	+ \$297
29"	48"	24"	<b>TBRCT2448O</b>		\$1,977	\$2,030	\$2,083	+ \$148	+ \$297
29"	54"	24"	<b>TBRCT2454O</b>	•	\$2,130	\$2,186	\$2,243	+ \$148	+ \$297
29"	60"	24"	<b>TBRCT2460O</b>	•	\$2,199	\$2,262	\$2,326	+ \$148	+ \$297
29"	66"	24"	<b>TBRCT2466O</b>	•	\$2,263	\$2,333	\$2,403	+ \$148	+ \$297
29"	72"	24"	<b>TBRCT2472O</b>	•	\$2,275	\$2,346	\$2,417	+ \$148	+ \$297



### O-Legs – 30" D

H	W	D	MODEL #	SUPPORT RAIL	LAMINATE			PAINT	
					L1	L2	L3	P2	P3
29"	42"	30"	<b>TBRCT3042O</b>		\$2,071	\$2,131	\$2,191	+ \$154	+ \$302
29"	48"	30"	<b>TBRCT3048O</b>		\$2,063	\$2,150	\$2,212	+ \$154	+ \$302
29"	54"	30"	<b>TBRCT3054O</b>	•	\$2,279	\$2,376	\$2,448	+ \$154	+ \$302
29"	60"	30"	<b>TBRCT3060O</b>	•	\$2,336	\$2,439	\$2,517	+ \$154	+ \$302
29"	66"	30"	<b>TBRCT3066O</b>	•	\$2,387	\$2,495	\$2,578	+ \$154	+ \$302
29"	72"	30"	<b>TBRCT3072O</b>	•	\$2,431	\$2,544	\$2,631	+ \$154	+ \$302

Workplace Accessories

Specify	Grain Direction	Shape		D	W	Base		
1. Model # 2. Options 3. Laminate 4. Edge band 5. Base paint	← →	TB	Table	RCT	Rectangle	24	60	C C-Leg O O-Leg
		TB		RCT		24	60	C

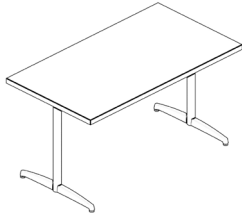
Pricing is for P1 paint base colors. Add the appropriate upcharge if using P2 or P3.





**T-Legs – 24" D**

H	W	D	MODEL #	SUPPORT RAIL	LAMINATE			PAINT	
					L1	L2	L3	P2	P3
29"	42"	24"	<b>TBRCT2442TL</b>		\$1,348	\$1,398	\$1,449	+ \$88	+ \$170
29"	48"	24"	<b>TBRCT2448TL</b>		\$1,373	\$1,426	\$1,479	+ \$88	+ \$170
29"	54"	24"	<b>TBRCT2454TL</b>	•	\$1,526	\$1,582	\$1,639	+ \$88	+ \$170
29"	60"	24"	<b>TBRCT2460TL</b>	•	\$1,595	\$1,658	\$1,722	+ \$88	+ \$170
29"	66"	24"	<b>TBRCT2466TL</b>	•	\$1,659	\$1,729	\$1,799	+ \$88	+ \$170
29"	72"	24"	<b>TBRCT2472TL</b>	•	\$1,671	\$1,742	\$1,813	+ \$88	+ \$170



**T-Legs – 30" D**

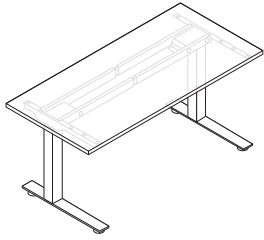
H	W	D	MODEL #	SUPPORT RAIL	LAMINATE			PAINT	
					L1	L2	L3	P2	P3
29"	42"	30"	<b>TBRCT3042TL</b>		\$1,491	\$1,551	\$1,611	+ \$93	+ \$181
29"	48"	30"	<b>TBRCT3048TL</b>		\$1,509	\$1,570	\$1,632	+ \$93	+ \$181
29"	54"	30"	<b>TBRCT3054TL</b>	•	\$1,725	\$1,796	\$1,868	+ \$93	+ \$181
29"	60"	30"	<b>TBRCT3060TL</b>	•	\$1,782	\$1,859	\$1,937	+ \$93	+ \$181
29"	66"	30"	<b>TBRCT3066TL</b>	•	\$1,833	\$1,915	\$1,998	+ \$93	+ \$181
29"	72"	30"	<b>TBRCT3072TL</b>	•	\$1,877	\$1,964	\$2,051	+ \$93	+ \$181

Specify	Grain Direction	Shape	D	W	Base	
1. Model # 2. Options 3. Laminate 4. Edge band 5. Base paint	← →	TB Table RCT Rectangle	24	60	TL T-Leg	
		<b>TB</b>	<b>RCT</b>	<b>24</b>	<b>60</b>	<b>TL</b>

Pricing is for P1 paint base colors. Add the appropriate upcharge if using P2 or P3.

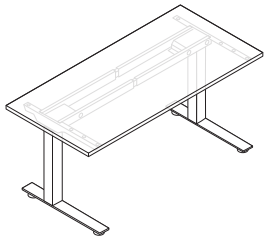
# Sit/Stand Desks

Electric Height Adjustable



## 24" D

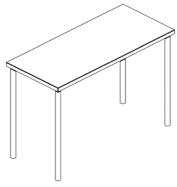
H	W	D	MODEL #	LAMINATE			WOOD VENEER		
				L1	L2	L3	W1	W2	W3
24" – 50"	48"	24"	<b>TBRCT2448H</b>	\$2,751	\$3,026	\$3,301	\$3,283	\$3,611	\$3,939
24" – 50"	54"	24"	<b>TBRCT2454H</b>	\$2,815	\$3,097	\$3,378	\$3,384	\$3,723	\$4,061
24" – 50"	60"	24"	<b>TBRCT2460H</b>	\$2,877	\$3,165	\$3,452	\$3,515	\$3,867	\$4,218
24" – 50"	66"	24"	<b>TBRCT2466H</b>	\$2,941	\$3,235	\$3,529	\$3,643	\$4,007	\$4,371
24" – 50"	72"	24"	<b>TBRCT2472H</b>	\$3,004	\$3,304	\$3,605	\$3,718	\$4,089	\$4,462
24" – 50"	78"	24"	<b>TBRCT2478H</b>	\$3,067	\$3,374	\$3,680	\$3,801	\$4,181	\$4,561
24" – 50"	84"	24"	<b>TBRCT2484H</b>	\$3,130	\$3,443	\$3,756	\$3,876	\$4,264	\$4,651



## 30" D

H	W	D	MODEL #	LAMINATE			WOOD VENEER		
				L1	L2	L3	W1	W2	W3
24" – 50"	48"	30"	<b>TBRCT3048H</b>	\$2,815	\$3,097	\$3,378	\$3,435	\$3,779	\$4,122
24" – 50"	54"	30"	<b>TBRCT3054H</b>	\$2,877	\$3,165	\$3,452	\$3,598	\$3,958	\$4,317
24" – 50"	60"	30"	<b>TBRCT3060H</b>	\$2,941	\$3,235	\$3,529	\$3,719	\$4,091	\$4,463
24" – 50"	66"	30"	<b>TBRCT3066H</b>	\$3,004	\$3,304	\$3,605	\$3,833	\$4,216	\$4,600
24" – 50"	72"	30"	<b>TBRCT3072H</b>	\$3,067	\$3,374	\$3,680	\$3,940	\$4,334	\$4,728
24" – 50"	78"	30"	<b>TBRCT3078H</b>	\$3,130	\$3,443	\$3,756	\$4,028	\$4,431	\$4,834
24" – 50"	84"	30"	<b>TBRCT3084H</b>	\$3,194	\$3,513	\$3,833	\$4,143	\$4,557	\$4,972

Specify	Grain Direction	Application Notes		
1. Model # 2. Laminate 3. Edge band 4. Support color <i>Black or Silver</i>		<b>Electric Height Adjustable Base</b> Adjustable height bases can be used with 24" & 30" deep worksurfaces. Worksurfaces must be between 48" – 84" wide.	Adjustable height bases have a capacity of 264 lbs evenly distributed.  Comes with four position memory controller.	Anti-collision stops and reverses the travel of the table when the table collides with a fixed object during operation.  3-stage legs offer a large height adjustment range of 24" – 50".



## 24" D

H	W	D	MODEL #	SUPPORT RAIL	LAMINATE			PAINT	
					L1	L2	L3	P2	P3
37"	42"	24"	<b>TBRCT2428SB</b>		\$1,919	\$1,969	\$2,020	+\$148	+\$297
37"	48"	24"	<b>TBRCT2448SB</b>		\$1,944	\$1,997	\$2,050	+\$148	+\$297
37"	54"	24"	<b>TBRCT2454SB</b>	•	\$2,097	\$2,153	\$2,210	+\$148	+\$297
37"	60"	24"	<b>TBRCT2460SB</b>	•	\$2,166	\$2,229	\$2,293	+\$148	+\$297
37"	66"	24"	<b>TBRCT2466SB</b>	•	\$2,230	\$2,300	\$2,370	+\$148	+\$297
37"	72"	24"	<b>TBRCT2472BS</b>	•	\$2,242	\$2,313	\$2,384	+\$148	+\$297



## 30" D

H	W	D	MODEL #	SUPPORT RAIL	LAMINATE			PAINT	
					L1	L2	L3	P2	P3
37"	42"	30"	<b>TBRCT3042SB</b>		\$2,014	\$2,074	\$2,134	+\$148	+\$297
37"	48"	30"	<b>TBRCT3048SB</b>		\$2,032	\$2,093	\$2,155	+\$148	+\$297
37"	54"	30"	<b>TBRCT3054SB</b>	•	\$2,248	\$2,319	\$2,391	+\$148	+\$297
37"	60"	30"	<b>TBRCT3060SB</b>	•	\$2,305	\$2,382	\$2,460	+\$148	+\$297
37"	66"	30"	<b>TBRCT3066SB</b>	•	\$2,356	\$2,438	\$2,521	+\$148	+\$297
37"	72"	30"	<b>TBRCT3072SB</b>	•	\$2,400	\$2,487	\$2,574	+\$148	+\$297

### Specify

1. Model #
2. Options
3. Laminate
4. Edge band
5. Base paint

### Grain Direction




Shape		D	W	Base			
TB	Table	RCT	Rectangle	24	60	SB	Stand-biased
<b>TB</b>		<b>RCT</b>		<b>24</b>	<b>60</b>	<b>SB</b>	

Pricing is for P1 paint base colors. Add the appropriate upcharge if using P2 or P3.

# Sit/Stand Packages

1000 Series



## Height Adjustable

MODEL #	FINISHES		LIST
	CHAIR	DESK	
SSWSP1500-MTL-HAT-MPL	Cloud 9 – Metal	Maple w/silver legs	\$5,879
SSWSP1500-INK-HAT-MPL	Cloud 9 – Ink	Maple w/silver legs	\$5,879
SSWSP1500-EBY-HAT-MPL	Cloud 9 – Ebony	Maple w/silver legs	\$5,879
SSWSP1500-MTL-HAT-CHR	Cloud 9 – Metal	Cherry w/black legs	\$6,173
SSWSP1500-INK-HAT-CHR	Cloud 9 – Ink	Cherry w/black legs	\$6,173
SSWSP1500-EBY-HAT-CHR	Cloud 9 – Ebony	Cherry w/black legs	\$6,173



## Height Adjustable w/Screens

MODEL #	FINISHES		LIST
	CHAIR	DESK	
SSWSP1500-MTL-HATWS-MPL	Cloud 9 – Metal	Maple w/silver legs	\$7,863
SSWSP1500-INK-HATWS-MPL	Cloud 9 – Ink	Maple w/silver legs	\$7,863
SSWSP1500-EBY-HATWS-MPL	Cloud 9 – Ebony	Maple w/silver legs	\$7,863
SSWSP1500-MTL-HATWS-CHR	Cloud 9 – Metal	Cherry w/black legs	\$8,067
SSWSP1500-INK-HATWS-CHR	Cloud 9 – Ink	Cherry w/black legs	\$8,067
SSWSP1500-EBY-HATWS-CHR	Cloud 9 – Ebony	Cherry w/black legs	\$8,067



## Stand-biased

MODEL #	FINISHES		LIST
	CHAIR	DESK	
SSWSP1500-MTL-STB-MPL	Cloud 9 – Metal	Maple w/silver legs	\$6,101
SSWSP1500-INK-STB-MPL	Cloud 9 – Ink	Maple w/silver legs	\$6,101
SSWSP1500-EBY-STB-MPL	Cloud 9 – Ebony	Maple w/silver legs	\$6,101
SSWSP1500-MTL-STB-CHR	Cloud 9 – Metal	Cherry w/black legs	\$6,030
SSWSP1500-INK-STB-CHR	Cloud 9 – Ink	Cherry w/black legs	\$6,030
SSWSP1500-EBY-STB-CHR	Cloud 9 – Ebony	Cherry w/black legs	\$6,030

Freight is not included for sit/stand packages. For sit/stand package discount information contact your Customer Service Representative at [customerservice@neutralposture.com](mailto:customerservice@neutralposture.com) or 979.778.0502 ext. 301

Workplace Accessories

Specify	Height Adjustable	Stand-biased	Application Notes	
1. Model #	<b>Included</b> <ul style="list-style-type: none"> <li>• 1000 Series Chair</li> <li>• 60 x 30 Desk</li> <li>• Dual Monitor Arms</li> <li>• Keyboard Arm &amp; Tray</li> </ul>	<b>Included</b> <ul style="list-style-type: none"> <li>• 1000 Series Chair</li> <li>• 60 x 30 Desk</li> <li>• Dual Monitor Arms</li> <li>• Keyboard Arm &amp; Tray</li> <li>• N-Position</li> </ul>	<b>Electric Height Adjustable Base</b> Adjustable height bases have a capacity of 264 lbs evenly distributed.  Comes with four position memory controller.	Anti-collision stops and reverses the travel of the table when the table collides with a fixed object during operation.  3-stage legs offer a large height adjustment range of 24" – 50".

## Height Adjustable



MODEL #	FINISHES		LIST
	CHAIR	DESK	
SSWSP8500-MTL-HAT-MPL	Cloud 9 – Metal	Maple w/silver legs	\$6,012
SSWSP8500-INK-HAT-MPL	Cloud 9 – Ink	Maple w/silver legs	\$6,012
SSWSP8500-EBY-HAT-MPL	Cloud 9 – Ebony	Maple w/silver legs	\$6,012
SSWSP8500-MTL-HAT-CHR	Cloud 9 – Metal	Cherry w/black legs	\$6,306
SSWSP8500-INK-HAT-CHR	Cloud 9 – Ink	Cherry w/black legs	\$6,306
SSWSP8500-EBY-HAT-CHR	Cloud 9 – Ebony	Cherry w/black legs	\$6,306

## Height Adjustable w/Screens



MODEL #	FINISHES		LIST
	CHAIR	DESK	
SSWSP8500-MTL-HATWS-MPL	Cloud 9 – Metal	Maple w/silver legs	\$7,996
SSWSP8500-INK-HATWS-MPL	Cloud 9 – Ink	Maple w/silver legs	\$7,996
SSWSP8500-EBY-HATWS-MPL	Cloud 9 – Ebony	Maple w/silver legs	\$7,996
SSWSP8500-MTL-HATWS-CHR	Cloud 9 – Metal	Cherry w/black legs	\$8,200
SSWSP8500-INK-HATWS-CHR	Cloud 9 – Ink	Cherry w/black legs	\$8,200
SSWSP8500-EBY-HATWS-CHR	Cloud 9 – Ebony	Cherry w/black legs	\$8,200

## Stand-biased



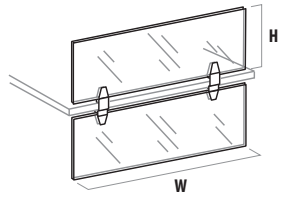
MODEL #	FINISHES		LIST
	CHAIR	DESK	
SSWSP8500-MTL-STB-MPL	Cloud 9 – Metal	Maple w/silver legs	\$6,234
SSWSP8500-INK-STB-MPL	Cloud 9 – Ink	Maple w/silver legs	\$6,234
SSWSP8500-EBY-STB-MPL	Cloud 9 – Ebony	Maple w/silver legs	\$6,234
SSWSP8500-MTL-STB-CHR	Cloud 9 – Metal	Cherry w/black legs	\$6,163
SSWSP8500-INK-STB-CHR	Cloud 9 – Ink	Cherry w/black legs	\$6,163
SSWSP8500-EBY-STB-CHR	Cloud 9 – Ebony	Cherry w/black legs	\$6,163

Freight is not included for sit/stand packages. For sit/stand package discount information contact your Customer Service Representative at customerservice@neutralposture.com or 979.778.0502 ext. 301

Specify	Height Adjustable	Stand-biased	Application Notes	
1. Model #	<b>Included</b> <ul style="list-style-type: none"> <li>• 8000 Series Chair</li> <li>• 60 x 30 Desk</li> <li>• Dual Monitor Arms</li> <li>• Keyboard Arm &amp; Tray</li> </ul>	<b>Included</b> <ul style="list-style-type: none"> <li>• 8000 Series Chair</li> <li>• 60 x 30 Desk</li> <li>• Dual Monitor Arms</li> <li>• Keyboard Arm &amp; Tray</li> <li>• N-Position</li> </ul>	<b>Electric Height Adjustable Base</b> Adjustable height bases have a capacity of 264 lbs evenly distributed.  Comes with four position memory controller.	Anti-collision stops and reverses the travel of the table when the table collides with a fixed object during operation.  3-stage legs offer a large height adjustment range of 24" – 50".

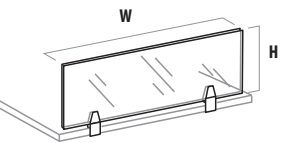
# Screens

## Privacy/Modesty Panels



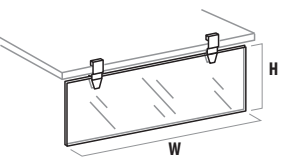
### Privacy & Modesty Panels

W	H	BRACKETS	MODEL #	SCREEN TYPE		
				PG	CR	TC
12"	12"	2	<b>PRVMOD(CR/PG/TC)12</b>	\$355	\$403	\$861
18"	12"	2	<b>PRVMOD(CR/PG/TC)18</b>	\$403	\$500	\$1,176
24"	12"	2	<b>PRVMOD(CR/PG/TC)24</b>	\$475	\$596	\$1,489
30"	12"	2	<b>PRVMOD(CR/PG/TC)30</b>	\$548	\$693	\$1,804
36"	12"	2	<b>PRVMOD(CR/PG/TC)36</b>	\$620	\$790	\$2,142
42"	12"	2	<b>PRVMOD(CR/PG/TC)42</b>	\$693	\$886	\$2,455
48"	12"	2	<b>PRVMOD(CR/PG/TC)48</b>	\$764	\$983	\$2,770
60"	12"	3	<b>PRVMOD(CR/PG/TC)60</b>	\$909	\$1,224	\$3,421



### Privacy Panels

12"	12"	2	<b>PRV(CR/PG/TC)12</b>	\$177	\$202	\$431
18"	12"	2	<b>PRV(CR/PG/TC)18</b>	\$202	\$250	\$588
24"	12"	2	<b>PRV(CR/PG/TC)24</b>	\$237	\$298	\$744
30"	12"	2	<b>PRV(CR/PG/TC)30</b>	\$274	\$347	\$902
36"	12"	2	<b>PRV(CR/PG/TC)36</b>	\$310	\$395	\$1,071
42"	12"	2	<b>PRV(CR/PG/TC)42</b>	\$347	\$443	\$1,227
48"	12"	2	<b>PRV(CR/PG/TC)48</b>	\$382	\$491	\$1,385
60"	12"	3	<b>PRV(CR/PG/TC)60</b>	\$455	\$612	\$1,710

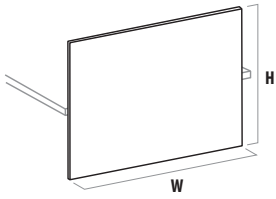


### Modesty Panels

12"	12"	2	<b>MOD(CR/PG/TC)12</b>	\$177	\$202	\$431
18"	12"	2	<b>MOD(CR/PG/TC)18</b>	\$202	\$250	\$588
24"	12"	2	<b>MOD(CR/PG/TC)24</b>	\$237	\$298	\$744
30"	12"	2	<b>MOD(CR/PG/TC)30</b>	\$274	\$347	\$902
36"	12"	2	<b>MOD(CR/PG/TC)36</b>	\$310	\$395	\$1,071
42"	12"	2	<b>MOD(CR/PG/TC)42</b>	\$347	\$443	\$1,227
48"	12"	2	<b>MOD(CR/PG/TC)48</b>	\$382	\$491	\$1,385
60"	12"	3	<b>MOD(CR/PG/TC)60</b>	\$455	\$612	\$1,710

Specify	Screen Type	Corian Finishes	Textured Corian Finishes	Plexiglass Finishes
1. Model #	<b>CR</b> . Corian	Glacier White . . . <b>CR001</b>	Glacier White . . . <b>CR001T</b>	<b>IC</b> . . . Ice
2. Insert type	<b>PG</b> . Plexiglass	Pearl Grey . . . . . <b>CR002</b>	Pearl Grey . . . . . <b>CR002T</b>	<b>SM</b> . . . Smoked
3. Insert color	<b>TC</b> . Textured Corian	Corian Clay . . . . . <b>CR003</b>	Corian Clay . . . . . <b>CR003T</b>	<b>TR</b> . . . Translucent
		Silver Grey . . . . . <b>CR004</b>	Silver Grey . . . . . <b>CR004T</b>	<b>LF</b> . . . Frost
		Corian Grey . . . . . <b>CR005</b>	Corian Grey . . . . . <b>CR005T</b>	

**Application Notes**  
Screens are ¼" thick.  
Widths are 1" less than nominal to allow for ½" set-back on each side.



**Privacy & Modesty Panels** — fabric


W	H	BRACKETS	MODEL #	FABRIC							
				A	B	C	D	E	F	G	H
24"	27"	2	<b>PRVMODFA24</b>	\$431	\$481	\$511	\$531	\$641	\$761	\$871	\$971
30"	27"	2	<b>PRVMODFA30</b>	\$455	\$525	\$555	\$575	\$685	\$805	\$905	\$1,015
36"	27"	2	<b>PRVMODFA36</b>	\$479	\$569	\$599	\$619	\$729	\$849	\$949	\$1,059
42"	27"	2	<b>PRVMODFA42</b>	\$503	\$603	\$643	\$663	\$773	\$883	\$993	\$1,103
48"	27"	2	<b>PRVMODFA48</b>	\$588	\$708	\$748	\$758	\$878	\$998	\$1,088	\$1,208
60"	27"	3	<b>PRVMODFA60</b>	\$744	\$874	\$924	\$934	\$1,034	\$1,164	\$1,264	\$1,374

Specify	Screen Type	Corian Finishes	Textured Corian Finishes	Plexiglass Finishes
1. Model #	<b>CR</b> . . Corian	Glacier White . . . <b>CR001</b>	Glacier White . . . <b>CR001T</b>	<b>IC</b> . . . Ice
2. Insert type	<b>PG</b> . . Plexiglass	Pearl Grey . . . . . <b>CR002</b>	Pearl Grey . . . . . <b>CR002T</b>	<b>SM</b> . . Smoked
3. Insert color	<b>TC</b> . . Textured Corian	Corian Clay . . . . . <b>CR003</b>	Corian Clay . . . . . <b>CR003T</b>	<b>TR</b> . . Translucent
		Silver Grey . . . . . <b>CR004</b>	Silver Grey . . . . . <b>CR004T</b>	<b>LF</b> . . Frost
		Corian Grey . . . . . <b>CR005</b>	Corian Grey . . . . . <b>CR005T</b>	
Trim - Brushed nickel only				<b>Application Notes</b>
				Screens are ¼" thick.
				Widths are 1" less than nominal to allow for ½" set-back on each side.


# Upholstery

## FABRICS


### Grade 1



**Spacer**  
Mayer Fabrics  
**1,000,000+ double rubs**



**Forte**  
Mayer Fabrics  
**183,000 double rubs**




**Quattro**  
Mayer Fabrics  
**237,000 double rubs**




**Rumba**  
Mayer Fabrics  
**55,000 double rubs**

### Grade 2




**Cross Check**  
Mayer Fabrics  
**258,000 double rubs**




**Foundation 10**  
Mayer Fabrics  
**1,000,000 double rubs**



**Jive**  
Mayer Fabrics  
**82,000 double rubs**




**M Plus**  
Teknit®  
**200,000 double rubs**  
*Not available on Embrace, Embrace Guest & NV*




**Samba**  
Mayer Fabrics  
**85,000 double rubs**


### Grade 3




**Ace**  
C.F. Stinson  
**1,000,000+ double rubs**  
*Not available on NV (3) back*



**Cloud 9™**  
**335,000 double rubs**  
*Not available on Embrace, Embrace Guest & NV*




**Fedora**  
Mayer Fabrics  
**100,000 double rubs**




**Moonscape**  
Mayer Fabrics  
**378,000 double rubs**




**Renew**  
Teknit®  
**250,000 double rubs**  
*Not available on Embrace, Embrace Guest & NV*



**Reset**  
Teknit®  
**250,000 double rubs**  
*Not available on Embrace, Embrace Guest & NV*




**Reverb**  
Mayer Fabrics  
**100,000+ double rubs**



**Tango**  
Mayer Fabrics  
**80,000 double rubs**


### Grade 4



**Revive™**  
Teknit®  
**125,000 double rubs**  
*Not available on Embrace, Embrace Guest & NV*


## ESD

### Grade 4



**Cloud 9™ ESD**  
**(Thunder Only)**  
*Not available on Embrace, Embrace Guest & NV*

### Grade 5




**Nylon Stat**  
Mayer Fabrics  
**138,000 double rubs**



**Vinyl Stat - ESD**  
Mayer Fabrics  
**100,000 double rubs**

## CRYPTON

### Grade 5




**Finale**  
Mayer Fabrics  
**250,000 double rubs**



## LEATHERS/FAUX LEATHERS

### Grade 1


 **Ranchero**  
Mayer  
250,000 double rubs


### Grade 2

 **Dolce (Black Only)**  
Spradling International  
400,000 double rubs

### Grade 3

 **Canter EPU**  
Momentum Textiles  
1,000,000 double rubs


 **Primera®**  
Ultrafabrics®  
400,000 double rubs

 **Nauga Soft**  
Mosehart-Schleeter  
1,000,000 double rubs

### Grade 5

 **Dolce (Colors)**  
Spradling International  
400,000 double rubs

### Grade 6

 **Ultraleather™**  
Ultrafabrics®  
400,000 double rubs

### Grade 9

 **Madras**  
335,000 double rubs

## QUICK SHIP FABRICS

### Grade 1

Ranchero	Black	230609
Spacer	Pewter	200651
Spacer	Ink	200649
Spacer	Black	200648
Spacer	Wine	200650

### Grade 3

Ace	Toast	200714
Ace	Peony	200710
Ace	Char	200703
Ace	Midnight	200709
Ace	Jet	200707
Cloud 9	Red Dawn	
Cloud 9	Midnight Sky	
Cloud 9	New Haze	
Cloud 9	Fog	
Cloud 9	Thunder	

### Grade 4

Revive	Ebony
Revive	Goose
Revive	Ink
Revive	Metal

# Graded In Fabrics

## GRADED IN AND COM UPHOLSTERY

Neutral Posture's furniture is manufactured to the highest standards. The unique nature of upholstery and the other materials that are used in production means that no two pieces will be exactly alike. Fabrics will upholster differently based on composition and construction. Neutral Posture makes every effort to ensure that each item is produced to our exacting standards, but cannot be held responsible for slight variations in upholstery, color and general appearance.

Our artisans are skilled in creating consistent finishes across all products and materials. However, the individual nature of the materials used in the construction of our furniture means that no two pieces of furniture are exactly alike. Similarly, the images in our publications are as accurate as your monitor is calibrated, but customers are reminded that colors and finishes may vary according to the unique nature of each item of furniture.

Neutral Posture will not be responsible for variances in the sit and performance of a chair due to the fact that certain fabrics such as knits will perform differently than milled fabrics. Generally, knitted fabrics will create a softer sit and milled fabrics will provide a firmer sit.

For specific color matching requirements please contact Customer Service.

The Neutral Posture Upholstery Department is pleased to offer a Graded-in program and also accepts C.O.M. for most products. For certain items or in cases of unusual or difficult fabric patterns additional material may be required. Any unusual or special cutting requirements must be requested in writing and a full-width fabric repeat sent to Customer Service in order for a quotation to be provided. The customer is responsible for shipping C.O.M. to our Upholstery Department.

ARC COM		
Manufacturer	Pattern	Grade
Arc Com	Allegra	5
Arc Com	Alpha	5
Arc Com	Analog	7
Arc Com	Apex	6
Arc Com	Arashi	7
Arc Com	Astral	6
Arc Com	Atomic	7
Arc Com	Aurora	6
Arc Com	Axis	6
Arc Com	Bali	7
Arc Com	Block Party	7
Arc Com	Block Petal	6
Arc Com	Blossom	7
Arc Com	Boardwalk	5
Arc Com	Bounce	7
Arc Com	Brayer Flower	7
Arc Com	Bronco	5
Arc Com	Bubbly	7
Arc Com	Campus Stripe	6
Arc Com	Candy Land	7
Arc Com	Carnival	5
Arc Com	Casablanca	6
Arc Com	Cascade	6
Arc Com	Cassio	5
Arc Com	Cavo	7
Arc Com	Centring Stripe	6
Arc Com	Channel	5
Arc Com	Chit-Chat	5
Arc Com	Chroma	5
Arc Com	Cirque	7
Arc Com	Clarion	6
Arc Com	Coastline	5
Arc Com	Column	5
Arc Com	Compass	7
Arc Com	Constantine	8
Arc Com	Contour	5
Arc Com	Cosmos	5
Arc Com	Crescendo	6
Arc Com	Crossroads	6
Arc Com	Crystal	5
Arc Com	Dakota	5
Arc Com	Dakota 2	5
Arc Com	Daytona	7
Arc Com	Dazzle	8
Arc Com	Delphi	5
Arc Com	Delta	5
Arc Com	Drifter	5
Arc Com	Durango	4
Arc Com	Dynasty	6
Arc Com	Eclipse	6
Arc Com	Elementary	7
Arc Com	Elevado	6
Arc Com	Emerson	5
Arc Com	Empress	5
Arc Com	Encore	5
Arc Com	Etch	5
Arc Com	Facet	7
Arc Com	Fiji	5

Manufacturer	Pattern	Grade
Arc Com	Fiore	7
Arc Com	Fireflies	5
Arc Com	Fragment	7
Arc Com	Francesca Wool	8
Arc Com	Francesca Wool II	8
Arc Com	Frontier	4
Arc Com	Galaxy	6
Arc Com	Gamma	5
Arc Com	Gardenia	5
Arc Com	Gatsby	5
Arc Com	Gem	5
Arc Com	Geostitch	7
Arc Com	Gianni	6
Arc Com	Glam	5
Arc Com	Glo	6
Arc Com	Great Wall	6
Arc Com	Grid	6
Arc Com	Hanji	6
Arc Com	Harlequin	6
Arc Com	Highlands	7
Arc Com	Hush	5
Arc Com	Illusion	4
Arc Com	Illusion 2	4
Arc Com	Intaglio	6
Arc Com	Intaglio 2	6
Arc Com	Intersect	5
Arc Com	Interstate	5
Arc Com	Iona	5
Arc Com	Isabella	5
Arc Com	Itajime	6
Arc Com	Jardin	6
Arc Com	Jing	5
Arc Com	Jive	6
Arc Com	Journey	6
Arc Com	Kaolin	5
Arc Com	Kassena	5
Arc Com	Katano	6
Arc Com	Key	5
Arc Com	Kimono	6
Arc Com	Kinetic	6
Arc Com	Kirgami	6
Arc Com	Kuba	6
Arc Com	Kumo	7
Arc Com	Laurel	6
Arc Com	Legacy	6
Arc Com	Legend	6
Arc Com	Linea	6
Arc Com	Loara	6
Arc Com	Lore	6
Arc Com	Lunette	7
Arc Com	Luxe	6
Arc Com	Lyre	5
Arc Com	Lyric	6
Arc Com	Majorca	7
Arc Com	Marathon	5
Arc Com	Marquee	7
Arc Com	Mason	6
Arc Com	Mason Stripe	6
Arc Com	Meadow	6

Manufacturer	Pattern	Grade	Manufacturer	Pattern	Grade	Manufacturer	Pattern	Grade
Arc Com	Mesa	5	Arc Com	Solitude	6	Carnegie	Bolt	9
Arc Com	Mirror Mirror	6	Arc Com	Sonata Stripe	6	Carnegie	Break Line	9
Arc Com	Montage	7	Arc Com	Sonic	6	Carnegie	Brick Lane	6
Arc Com	Moon Beam	6	Arc Com	Spectrum	5	Carnegie	Brigitte Couture S	7
Arc Com	Moon Beam 2	6	Arc Com	Speedway	6	Carnegie	Brimfield	7
Arc Com	Morocco	6	Arc Com	Spinnaker	7	Carnegie	Buff	5
Arc Com	Mystique	6	Arc Com	Spirit	5	Carnegie	Buzz	7
Arc Com	Nahouri	6	Arc Com	Spot On	6	Carnegie	Camden	7
Arc Com	Navigator	6	Arc Com	Spring	6	Carnegie	Cane Embroider S	Call
Arc Com	Network	8	Arc Com	Spyro	6	Carnegie	Carnival	8
Arc Com	Niagara	6	Arc Com	Square One	7	Carnegie	Cascade Applique S	Call
Arc Com	Nova	6	Arc Com	Strata	5	Carnegie	Channel	5
Arc Com	Oculus	6	Arc Com	Streamline	5	Carnegie	Chelsea	5
Arc Com	Odyssey	5	Arc Com	Sukhala	6	Carnegie	Chroma	9
Arc Com	Ombre Petal	6	Arc Com	Sundial	6	Carnegie	Circuit S	6
Arc Com	Omega	5	Arc Com	Symphony	6	Carnegie	Cirque Couture	Call
Arc Com	Orion	5	Arc Com	Sync	5	Carnegie	Coco Couture	7
Arc Com	Pala	7	Arc Com	Tally	5	Carnegie	Collage	7
Arc Com	Palatine	6	Arc Com	Tectonic	5	Carnegie	Cross Stitch	9
Arc Com	Palatine 2	6	Arc Com	The Plaid	8	Carnegie	Crossing	6
Arc Com	Panache	5	Arc Com	Theory	3	Carnegie	Cycle X	6
Arc Com	Pebble Beach	5	Arc Com	Top Notch	Call	Carnegie	Dash X	6
Arc Com	Perspective	6	Arc Com	Traverse	6	Carnegie	Dawn	5
Arc Com	Plateau	5	Arc Com	Tritik	6	Carnegie	Dazzle	8
Arc Com	Polished	6	Arc Com	Uptown	8	Carnegie	Deco Embroider S	9
Arc Com	Polo	6	Arc Com	Urban	6	Carnegie	Departure	5
Arc Com	Posh	7	Arc Com	Vault	6	Carnegie	Edge	6
Arc Com	Primavera	5	Arc Com	Velocity	7	Carnegie	Elite	3
Arc Com	Prism	4	Arc Com	Venture	7	Carnegie	Fine Line	7
Arc Com	Provence	Call	Arc Com	Vineyard	6	Carnegie	Flash Back S	6
Arc Com	Quest	7	Arc Com	Vivo	6	Carnegie	Flex	5
Arc Com	Radius	7	Arc Com	Volt	8	Carnegie	Flux X	6
Arc Com	Raya	6	Arc Com	Wanderer	8	Carnegie	Four Square	7
Arc Com	Reality Check	5	Arc Com	Windlass	7	Carnegie	Fractal Emboss S	6
Arc Com	Ringling	6	Arc Com	Yo-Yo	7	Carnegie	Fragment Emboss S	6
Arc Com	Riviera	7	Arc Com	Zip Line	6	Carnegie	Fresco	6
Arc Com	Rbotic	6				Carnegie	Fusion	6
Arc Com	Rodeo	5				Carnegie	Gamma S	5
Arc Com	Rodeo 2	5				Carnegie	Genome Embroider S	9
Arc Com	Rogue	6				Carnegie	Groove	5
Arc Com	Roundabout	5				Carnegie	Hashtag	5
Arc Com	Sagrada	7				Carnegie	Havana X	6
Arc Com	Sahara	6				Carnegie	Haze X	7
Arc Com	Samba	6				Carnegie	Hepburn	6
Arc Com	Santa Fe	6				Carnegie	Herald	5
Arc Com	Santorini	7				Carnegie	Herringbone X	5
Arc Com	Saxon	6				Carnegie	Hide	5
Arc Com	Sea Willow	6				Carnegie	High Line	7
Arc Com	Sector	6				Carnegie	Hive	7
Arc Com	Sequoia	6				Carnegie	Hoop Embroider S	8
Arc Com	Sherlock	5				Carnegie	Hue	6
Arc Com	Sherlock 2	5				Carnegie	Icon	9
Arc Com	Shibori	6				Carnegie	Impress	5
Arc Com	Shift	6				Carnegie	Index	4
Arc Com	Shimmer	5				Carnegie	Infinity Plaid	8
Arc Com	Shimmer 2	5				Carnegie	Infinity Plush	8
Arc Com	Silverado	5				Carnegie	Infinity Stripe	8
Arc Com	Silverado 2	5				Carnegie	Journey	7
Arc Com	Skye	7				Carnegie	Kaleidoscope S	6

CARNEGIE		
Manufacturer	Pattern	Grade
Carnegie	360	9
Carnegie	Abacus Embroider S	8
Carnegie	Alex	8
Carnegie	Allure	5
Carnegie	Anchor	7
Carnegie	Antoinette Couture S	7
Carnegie	Aria	Call
Carnegie	Artisan Embroider S	9
Carnegie	Axis Embroider S	8
Carnegie	Bangle	7
Carnegie	Bardot	6
Carnegie	Barre	7
Carnegie	Basket	6
Carnegie	Bauble	8
Carnegie	Bliss	7
Carnegie	Blowing Bubbles	7

# Graded In Fabrics

Manufacturer	Pattern	Grade	Manufacturer	Pattern	Grade	Manufacturer	Pattern	Grade
Carnegie	Keystone	5	Carnegie	Tweed S	6	C.F. Stinson	Meteor	6
Carnegie	Kid	5	Carnegie	Twine	6	C.F. Stinson	Mica 2.0	5
Carnegie	Kinetic	7	Carnegie	Ultra	6	C.F. Stinson	Moccasin 2.0	4
Carnegie	Koi	7	Carnegie	Veneer Emboss X	6	C.F. Stinson	Montana 2.0	4
Carnegie	Linen X	5	Carnegie	Versailles Emboss X	6	C.F. Stinson	Natural World 2.0	6
Carnegie	Low Line	7	Carnegie	Verse	4	C.F. Stinson	Naugaleather	5
Carnegie	Maxim	5	Carnegie	Vibe	6	C.F. Stinson	Naugasoft	4
Carnegie	Maxwell Street	9	Carnegie	Vintage	7	C.F. Stinson	Nishiki 2.0	5
Carnegie	Maze	7	Carnegie	Whirlybird	7	C.F. Stinson	Orbit 2.0	5
Carnegie	Merge	6	Carnegie	Wish	7	C.F. Stinson	Overlay	5
Carnegie	Merkhet	6				C.F. Stinson	Oxford 2.0	5
Carnegie	Mesh X	6				C.F. Stinson	Patriot Plus II 2.0	4
Carnegie	Meteor X	6				C.F. Stinson	Ping Pong	6
Carnegie	Moire Stripe Couture S	7				C.F. Stinson	Pod	6
Carnegie	Monocle Embroider	9				C.F. Stinson	Polygon	6
Carnegie	Monroe	6				C.F. Stinson	Promenade 2.0	5
Carnegie	Moto	6				C.F. Stinson	Raffia 2.0	5
Carnegie	Ola	Call				C.F. Stinson	Rally	4
Carnegie	Origin	5				C.F. Stinson	Rialto	5
Carnegie	Oxford	5				C.F. Stinson	Rogue II	4
Carnegie	Pivot	6				C.F. Stinson	Round Trip	6
Carnegie	Pixie Applique X	Call				C.F. Stinson	Route	5
Carnegie	Pony	5				C.F. Stinson	Satchel	5
Carnegie	Pop Emboss X	6				C.F. Stinson	Scout 2.0	5
Carnegie	Prime	5				C.F. Stinson	Script 2.0	5
Carnegie	Prism X	6				C.F. Stinson	Sentry - HC 2.0	5
Carnegie	Quarry X	6				C.F. Stinson	Shantung 2.0	4
Carnegie	Rattan X	5				C.F. Stinson	Sirocco	6
Carnegie	Reef X	5				C.F. Stinson	Sleek 2.0	5
Carnegie	Relay	9				C.F. Stinson	Smoothie 2.0	5
Carnegie	Reveal	8				C.F. Stinson	Spirit Millennium	5
Carnegie	Reverie	5				C.F. Stinson	Stat-Con	6
Carnegie	Revolve	7				C.F. Stinson	Stitch in Time	3
Carnegie	Rise	3				C.F. Stinson	Strand	5
Carnegie	Roxy	5				C.F. Stinson	Stride	5
Carnegie	Sequence X	6				C.F. Stinson	Symphony Classic	4
Carnegie	Spark	9				C.F. Stinson	Tendril 2.0	4
Carnegie	Silhouette Embroider X	8				C.F. Stinson	Tessuto 2.0	5
Carnegie	Siltech Press	7				C.F. Stinson	Touchstone	5
Carnegie	Sleet Embroider X	8				C.F. Stinson	Vector	5
Carnegie	Slide X	6				C.F. Stinson	Walk the Line 2.0	6
Carnegie	Spice	7				C.F. Stinson	Weft	5
Carnegie	Spire X	6				C.F. Stinson	Whisper 2.0	4
Carnegie	Spyro Embroider X	7				C.F. Stinson	Ziggy 2.0	5
Carnegie	Strata X	5				C.F. Stinson	Affinity 2.0	6
Carnegie	Stride	Call				C.F. Stinson	Banyan	6
Carnegie	Strie X	5				C.F. Stinson	Bari 2.0	6
Carnegie	Sway Embroider S	8				C.F. Stinson	Bubblrake 2.0	7
Carnegie	Switch X	6				C.F. Stinson	Eli 2.0	6
Carnegie	Switch Embroider X	8				C.F. Stinson	Hashtag	6
Carnegie	Tangle	6				C.F. Stinson	Juxy 2.0	6
Carnegie	Theory	5				C.F. Stinson	La Scalina	7
Carnegie	Tilt	7				C.F. Stinson	Lava 2.0	7
Carnegie	Topiary Embroider X	9				C.F. Stinson	Live Wire	6
Carnegie	Trace X	7				C.F. Stinson	Martini 2.0	6
Carnegie	Trestle	7				C.F. Stinson	Median	6
Carnegie	Triad	7				C.F. Stinson	Odeon	7
Carnegie	Triad Stripe	7				C.F. Stinson	Olympus 2.0	6
Carnegie	Triathlon	7				C.F. Stinson	Orvilla	7

C.F. STINSON		
Manufacturer	Pattern	Grade
C.F. Stinson	Ace	3
C.F. Stinson	Alamo	3
C.F. Stinson	Amplify	3
C.F. Stinson	Arbor	5
C.F. Stinson	Ardent	4
C.F. Stinson	Avant	5
C.F. Stinson	Bandwidth	6
C.F. Stinson	Bistro	4
C.F. Stinson	Box Chain	4
C.F. Stinson	Budget Black	1
C.F. Stinson	Burkshire	5
C.F. Stinson	Carlisle	4
C.F. Stinson	Casablanca 2.0	6
C.F. Stinson	Cassidy 2.0	4
C.F. Stinson	Channel 2.0	5
C.F. Stinson	Chroma	5
C.F. Stinson	Cirque 2.0	5
C.F. Stinson	Citadel 2.0	5
C.F. Stinson	Clean Slate 2.0	5
C.F. Stinson	Colorguard 2.0	4
C.F. Stinson	Connect 2.0	5
C.F. Stinson	Core 2.0	4
C.F. Stinson	Criss Cross 2.0	5
C.F. Stinson	English Pub	5
C.F. Stinson	Essential	3
C.F. Stinson	Expressions	5
C.F. Stinson	Fizz 2.0	5
C.F. Stinson	Flanders	5
C.F. Stinson	Frequency 2.0	5
C.F. Stinson	Fuse 2.0	4
C.F. Stinson	GeoMet	5
C.F. Stinson	Grand Sierra 2.0	4
C.F. Stinson	Grille 2.0	5
C.F. Stinson	Hopsack	5
C.F. Stinson	Kilkenny Tweed 2.0	5
C.F. Stinson	Kusari 2.0	5
C.F. Stinson	Lara	3
C.F. Stinson	Laredo	4
C.F. Stinson	Lattice	5
C.F. Stinson	Level 2.0	5
C.F. Stinson	Loophole	5
C.F. Stinson	Lunaria	6
C.F. Stinson	Matrix	5

Manufacturer	Pattern	Grade	Manufacturer	Pattern	Grade	Manufacturer	Pattern	Grade
C.F. Stinson	Perspective 2.0	6	C.F. Stinson	Baxter	5	C.F. Stinson	Hi-Fi	4
C.F. Stinson	Plexus	6	C.F. Stinson	Bespoke	5	C.F. Stinson	Highlands	5
C.F. Stinson	Prisma	6	C.F. Stinson	Blip	4	C.F. Stinson	Highlight	4
C.F. Stinson	Raya	7	C.F. Stinson	Bliss	7	C.F. Stinson	Hive	4
C.F. Stinson	Revolve 2.0	7	C.F. Stinson	Bloom	9	C.F. Stinson	Honeycomb	5
C.F. Stinson	Ripple 2.0	7	C.F. Stinson	Boomerang	7	C.F. Stinson	Hush	6
C.F. Stinson	Rivera	6	C.F. Stinson	Borderline	6	C.F. Stinson	I Spy	6
C.F. Stinson	Scoprena	7	C.F. Stinson	Breton	6	C.F. Stinson	Infinity Plush	7
C.F. Stinson	Threads	7	C.F. Stinson	Brilliant	5	C.F. Stinson	Inked	7
C.F. Stinson	Twist	7	C.F. Stinson	Brixton	7	C.F. Stinson	Inside Track	5
C.F. Stinson	Verge	7	C.F. Stinson	Broadband	7	C.F. Stinson	Ishi	7
C.F. Stinson	Vortexia 2.0	7	C.F. Stinson	Brushwork	6	C.F. Stinson	Jambi Stripe Too!	6
C.F. Stinson	Waterwand 2.0	7	C.F. Stinson	Bryant Park	4	C.F. Stinson	Jillian	4
C.F. Stinson	Wicker 2.0	6	C.F. Stinson	Calibration	7	C.F. Stinson	Kalahari	6
C.F. Stinson	Winnly	5	C.F. Stinson	Cannon Beach	8	C.F. Stinson	Kennebunk	6
C.F. Stinson	Ybor	6	C.F. Stinson	Catalina	6	C.F. Stinson	Kinetic	6
C.F. Stinson	Entrada	5	C.F. Stinson	Ceremony	6	C.F. Stinson	Kingsman	5
C.F. Stinson	Excursion	2	C.F. Stinson	Charlotte	4	C.F. Stinson	Knot	6
C.F. Stinson	Latitude	2	C.F. Stinson	Cinema	7	C.F. Stinson	Lateral	4
C.F. Stinson	Valise	2	C.F. Stinson	Color Block	7	C.F. Stinson	Lexie	7
C.F. Stinson	Arioso	6	C.F. Stinson	Comeback	7	C.F. Stinson	Lifecycle	7
C.F. Stinson	Bond	6	C.F. Stinson	Continuum	5	C.F. Stinson	Lift	7
C.F. Stinson	Chaos	8	C.F. Stinson	Converge	7	C.F. Stinson	Lorelai - MB	5
C.F. Stinson	Corium	6	C.F. Stinson	Current	7	C.F. Stinson	Luster	6
C.F. Stinson	Dakota	5	C.F. Stinson	Cush	5	C.F. Stinson	Mandala	6
C.F. Stinson	Didi	6	C.F. Stinson	Dart	4	C.F. Stinson	Mantra	7
C.F. Stinson	Effervescence 2.0	6	C.F. Stinson	Deflection	6	C.F. Stinson	Marquetry	6
C.F. Stinson	Etch	6	C.F. Stinson	Detail	5	C.F. Stinson	Maxwell	5
C.F. Stinson	Fiberdrill	6	C.F. Stinson	Divvy	8	C.F. Stinson	Maze	7
C.F. Stinson	Galileo 2.0	6	C.F. Stinson	Donegal	5	C.F. Stinson	Menagerie	7
C.F. Stinson	Glisten	9	C.F. Stinson	Drift	6	C.F. Stinson	Migration	8
C.F. Stinson	Impress w/StaKleen™	6	C.F. Stinson	Drizzle	7	C.F. Stinson	Moby	4
C.F. Stinson	Kid	5	C.F. Stinson	Duet	6	C.F. Stinson	Mod	7
C.F. Stinson	Mesa	9	C.F. Stinson	Eddy	8	C.F. Stinson	Modernist	8
C.F. Stinson	Modena 2.0	6	C.F. Stinson	Elderberry	7	C.F. Stinson	Monhegan	6
C.F. Stinson	Petal Dots	7	C.F. Stinson	Equator	7	C.F. Stinson	Montage	5
C.F. Stinson	Sedona	9	C.F. Stinson	Equinox	6	C.F. Stinson	Multiply	8
C.F. Stinson	Silicone-Avail	7	C.F. Stinson	Euclid	4	C.F. Stinson	Myth	7
C.F. Stinson	Silicone-Downtown	7	C.F. Stinson	Fast Lane	4	C.F. Stinson	Nest	6
C.F. Stinson	Silicone-Max ONE	8	C.F. Stinson	Feature	8	C.F. Stinson	Network	6
C.F. Stinson	Silicone-Uptown	7	C.F. Stinson	Fenestra Too!	7	C.F. Stinson	New Hempstead	4
C.F. Stinson	Solitaire	3	C.F. Stinson	Fidget	6	C.F. Stinson	Nimble	6
C.F. Stinson	Staple	3	C.F. Stinson	Figment	6	C.F. Stinson	Nova	5
C.F. Stinson	Sundance w/StaKleen™	5	C.F. Stinson	Finley	5	C.F. Stinson	Nubbly	6
C.F. Stinson	Tender	8	C.F. Stinson	Fleck	4	C.F. Stinson	Obscura	5
C.F. Stinson	Volterra-HC	9	C.F. Stinson	Flex	4	C.F. Stinson	Offset	7
C.F. Stinson	Wyatt	5	C.F. Stinson	Flight (color Dragon only)	7	C.F. Stinson	Olivia	4
C.F. Stinson	Ace	3	C.F. Stinson	Fractal	7	C.F. Stinson	Outlander	5
C.F. Stinson	Acrobat	7	C.F. Stinson	Full Turn	7	C.F. Stinson	Pacifica	7
C.F. Stinson	Adagio	5	C.F. Stinson	Furrows	5	C.F. Stinson	Paloma	5
C.F. Stinson	Aero	4	C.F. Stinson	Gesture	8	C.F. Stinson	Paradox	6
C.F. Stinson	Alfresco	6	C.F. Stinson	Graph	5	C.F. Stinson	Park Avenue	6
C.F. Stinson	Alignment	6	C.F. Stinson	Gravity	5	C.F. Stinson	Penelope	5
C.F. Stinson	Anagram	6	C.F. Stinson	Handwork	6	C.F. Stinson	Pergola	5
C.F. Stinson	Armature	7	C.F. Stinson	Happy Tappy	7	C.F. Stinson	Perimeter	5
C.F. Stinson	Artisan	5	C.F. Stinson	Harrison - MB	5	C.F. Stinson	Piccadilly	6
C.F. Stinson	Basket Too!	7	C.F. Stinson	Haven	6	C.F. Stinson	Pinball	6
C.F. Stinson	Bass Line	6	C.F. Stinson	Helix	7	C.F. Stinson	Polka	4
C.F. Stinson	Batik	7	C.F. Stinson	Hexie	7	C.F. Stinson	Posey	5

# Graded In Fabrics

Manufacturer	Pattern	Grade	Manufacturer	Pattern	Grade	Manufacturer	Pattern	Grade
C.F. Stinson	Posh	5	C.F. Stinson	Wish	9	Designtex	Collier	5
C.F. Stinson	Power Grid	6	C.F. Stinson	Zanzibar	8	Designtex	Colten	7
C.F. Stinson	Prodigy	8	C.F. Stinson	Zoom	6	Designtex	Concentric	7
C.F. Stinson	Profile	4	C.F. Stinson	Deza	7	Designtex	Corded	7
C.F. Stinson	Progression	6	C.F. Stinson	Jala	8	Designtex	Course	5
C.F. Stinson	Queue	6	C.F. Stinson	Lucent	8	Designtex	CrissCross	6
C.F. Stinson	Raquette	6	C.F. Stinson	Radiance	8	Designtex	Crosswind	7
C.F. Stinson	Realm	5	C.F. Stinson	Cyma	6	Designtex	Cubitt	6
C.F. Stinson	Retrograde	4	C.F. Stinson	Scintillate	7	Designtex	Current	7
C.F. Stinson	Revolution	6	C.F. Stinson	Stratford	9	Designtex	Dapple	7
C.F. Stinson	Rhythm	8				Designtex	Dart	6
C.F. Stinson	Riddle	4				Designtex	Delaine	6
C.F. Stinson	Ritz	5				Designtex	Distressed Texture	7
C.F. Stinson	Roadmap	5				Designtex	Double Weave	4
C.F. Stinson	Rubric	6				Designtex	Draft	7
C.F. Stinson	Salinas	8				Designtex	Drift	7
C.F. Stinson	San Simeon	8				Designtex	Encircle	6
C.F. Stinson	Sarto	5				Designtex	Finsbury	7
C.F. Stinson	Season	7				Designtex	Five Cities	5
C.F. Stinson	Sensor	7				Designtex	Flow	5
C.F. Stinson	Sequence	4				Designtex	Fluent	8
C.F. Stinson	Serene	8				Designtex	FOMO	7
C.F. Stinson	Shift	4				Designtex	Forestbound	6
C.F. Stinson	Shimmy	5				Designtex	Gale	6
C.F. Stinson	Shuffle	8				Designtex	Gamut Celliant	5
C.F. Stinson	Sideline	5				Designtex	Gather- launched 7/21	8
C.F. Stinson	Sleeping Bear Dunes	6				Designtex	Geometric II	5
C.F. Stinson	Splice	7				Designtex	Gleam	7
C.F. Stinson	Sprint	3				Designtex	Glimmer- launched 3/21	5
C.F. Stinson	Square One	5				Designtex	Halyard	8
C.F. Stinson	Squire	6				Designtex	Handsome Plaid	8
C.F. Stinson	Stellar	5				Designtex	Hashtag	6
C.F. Stinson	Steppe	7				Designtex	Hatchmark	8
C.F. Stinson	Storyboard	8				Designtex	Heather	5
C.F. Stinson	Stuff	9				Designtex	Hint	6
C.F. Stinson	Summit	6				Designtex	Holmes	8
C.F. Stinson	Sunburst	7				Designtex	Hyde	8
C.F. Stinson	Supersillyness	7				Designtex	Hyphen	6
C.F. Stinson	Swipe	6				Designtex	Ink	6
C.F. Stinson	Switchboard	5				Designtex	Interlock	7
C.F. Stinson	Swivel	7				Designtex	Interlude	7
C.F. Stinson	Sync	7				Designtex	Iota	6
C.F. Stinson	System	5				Designtex	Jacquard I	8
C.F. Stinson	Tangram	6				Designtex	Jacquard II	8
C.F. Stinson	Thrive	7				Designtex	Jaunt	7
C.F. Stinson	Tidbit	6				Designtex	Josef	7
C.F. Stinson	Torus	6				Designtex	Jumper	6
C.F. Stinson	Touch Base	5				Designtex	Kami	6
C.F. Stinson	Tranquility	6				Designtex	Keen	7
C.F. Stinson	Transcend	4				Designtex	Kin- launched 6/21	6
C.F. Stinson	Traverse	8				Designtex	Kindred	6
C.F. Stinson	Tribeca	4				Designtex	Kith- launched 6/21	5
C.F. Stinson	Trio	7				Designtex	Lambert	5
C.F. Stinson	Tuft	6				Designtex	Large Scale Geometric	5
C.F. Stinson	Twiggy	5				Designtex	Latitude	6
C.F. Stinson	Vanish	7				Designtex	Lattice	5
C.F. Stinson	Vapor	7				Designtex	Layer- launched 7/21	5
C.F. Stinson	Voltage	7				Designtex	Leap	9
C.F. Stinson	Whirl	7				Designtex	Line Variations	7

DESIGNTEX		
Manufacturer	Pattern	Grade
Designtex	Acacia	5
Designtex	Adler	5
Designtex	Alcazar	5
Designtex	Aloft	5
Designtex	Amwell	Call
Designtex	Angle	8
Designtex	Annex- (colors 101, 301, 501, 601, 701 & 802 culled 4/30/21)	5
Designtex	Aspect	8
Designtex	Atria	6
Designtex	Bark Cloth	5
Designtex	Big Dot	Call
Designtex	Big Texture	4
Designtex	Billiard Cloth	8
Designtex	BitDrift	6
Designtex	Bixby Macro	6
Designtex	Bixby Micro	6
Designtex	Bloomer	6
Designtex	Boucle	6
Designtex	Boucle Dot	4
Designtex	Boucle Melange	7
Designtex	Building Blocks	5
Designtex	Bunta	7
Designtex	Burlap Weave	6
Designtex	Burrard	5
Designtex	Burrard Ground Cloth	5
Designtex	Bute Braemar	6
Designtex	Bute Lewis	6
Designtex	Bute Melrose	9
Designtex	Bute Storr	9
Designtex	Bute Tiree	9
Designtex	Bute Tweed	Call
Designtex	Carom	Call
Designtex	Carrick	9
Designtex	Cassava	9
Designtex	Chapiteau	6
Designtex	Chenille Chevron	5
Designtex	"Chunky Tweed"	"
Designtex	Circle Jacquard	6
Designtex	Clad Celliant	Call
Designtex	Clerkenwell	6
Designtex	Code	5

Manufacturer	Pattern	Grade
Designtex	Linen Like	4
Designtex	Linnen	7
Designtex	Little Dot	Call
Designtex	Loop To Loop	6
Designtex	Lounge- launched 7/21	Call
Designtex	Lumi	7
Designtex	Luster	3
Designtex	Mark	5
Designtex	Mateo	7
Designtex	Measure	6
Designtex	Metallo	7
Designtex	Metta	6
Designtex	Microgrid	7
Designtex	Migration	7
Designtex	Mod	8
Designtex	Mohair Plus	5
Designtex	Moquette	7
Designtex	Motif	7
Designtex	Mountainous	5
Designtex	MVP	7
Designtex	Myddleton	7
Designtex	Nest	5
Designtex	Net	7
Designtex	Nook- launched 3/21	5
Designtex	Opulent	7
Designtex	Pause	7
Designtex	Pave	5
Designtex	Pennant	6
Designtex	Pennant Celliant	5
Designtex	Pennington	5
Designtex	Phenomena	9
Designtex	Pigment	8
Designtex	Pika	8
Designtex	Pinball	6
Designtex	Pinpoint	7
Designtex	Pivot	8
Designtex	Pixel	8
Designtex	Pixel Cloud	6
Designtex	Plaid	5
Designtex	Play Ball	7
Designtex	Plexus	8
Designtex	Plus	7
Designtex	Prime	7
Designtex	Queue	7
Designtex	Raia	5
Designtex	Rainwater	7
Designtex	"Revelry	"
Designtex	Rider	5
Designtex	Rise	5
Designtex	Rodenbach	5
Designtex	Rotary	5
Designtex	Rove	5
Designtex	Sail	7
Designtex	Samba	7
Designtex	Scale	6
Designtex	Schism	8
Designtex	Score	5
Designtex	Segment	6
Designtex	Sense	8

Manufacturer	Pattern	Grade
Designtex	Shibori Stripe	7
Designtex	Shortcut	9
Designtex	Silicone Element	5
Designtex	Silicone Element Celliant	7
Designtex	Silicone Nappa	8
Designtex	Sketch	7
Designtex	Social Dance	7
Designtex	Sorano	6
Designtex	Span	8
Designtex	Spandau	6
Designtex	Splendor	7
Designtex	Splice	7
Designtex	Split	7
Designtex	Sprint	5
Designtex	Standard- launched 3/21	6
Designtex	Starburst	5
Designtex	Stratum	3
Designtex	Stride	4
Designtex	Subtle	5
Designtex	Sunburst	6
Designtex	Swing	7
Designtex	Symbol	7
Designtex	System	6
Designtex	"Tack Cloth	"
Designtex	Tailor	9
Designtex	Tap	6
Designtex	Terra	5
Designtex	Tilt	Call
Designtex	Tiny Boucle	6

## GUILFORD OF MAINE

Manufacturer	Pattern	Grade
Guilford of Maine	Adept	2
Guilford of Maine	Aquatint	2
Guilford of Maine	Beacon	2
Guilford of Maine	BeeHave	2
Guilford of Maine	Blink	2
Guilford of Maine	Cadence	2
Guilford of Maine	Clarity	3
Guilford of Maine	Couture	2
Guilford of Maine	Ebb & Flow	5
Guilford of Maine	Echo	3
Guilford of Maine	Evoke	3
Guilford of Maine	Excerpt	3
Guilford of Maine	Feedback	4
Guilford of Maine	Flora	3
Guilford of Maine	Frolic	2
Guilford of Maine	George	4
Guilford of Maine	Highbeams	2
Guilford of Maine	Input	2
Guilford of Maine	Instant	4
Guilford of Maine	Intuition	3
Guilford of Maine	Jane	2
Guilford of Maine	Lexicon	3
Guilford of Maine	Liberty (Playful)	2
Guilford of Maine	Limelight	3

Manufacturer	Pattern	Grade
Guilford of Maine	Moguls	3
Guilford of Maine	Moment	2
Guilford of Maine	Open House	1
Guilford of Maine	Oxford	2
Guilford of Maine	Palette	3
Guilford of Maine	Phrase	2
Guilford of Maine	Quadrille	2
Guilford of Maine	Reason	3
Guilford of Maine	Recharge	3
Guilford of Maine	Relay	3
Guilford of Maine	Revival	5
Guilford of Maine	Select	4
Guilford of Maine	Snakeskin	2
Guilford of Maine	Soundbyte	2
Guilford of Maine	Staccato	3
Guilford of Maine	Synopsis	2
Guilford of Maine	Tracery	2
Guilford of Maine	Transport	2
Guilford of Maine	Twilight	2
Guilford of Maine	Underground	2
Guilford of Maine	Whirl	3
Guilford of Maine	Xceed	3

## LUNA

Manufacturer	Pattern	Grade
Luna	Acolyte	8
Luna	Affinity	7
Luna	Allure	9
Luna	Aperto	6
Luna	Aspect	7
Luna	Beam	8
Luna	Bedrock	5
Luna	Blueprint	6
Luna	Boink	7
Luna	Boomerang	8
Luna	Boucle Stripe	7
Luna	Boutique	7
Luna	Broome	8
Luna	Bungalow	7
Luna	Candela	4
Luna	Cloud	7
Luna	Coco	Call
Luna	Copa	6
Luna	Cozy	Call
Luna	Dapple	7
Luna	Dimension Mohair	Call
Luna	Dish	5
Luna	Dots Damask	7
Luna	Downtown Two	6
Luna	Ellwood	6
Luna	Enchant	9
Luna	Endless	8
Luna	Entenza	6
Luna	Facet	7
Luna	Filament	8
Luna	Flash	8

# Graded In Fabrics

Manufacturer	Pattern	Grade
Luna	Framework	5
Luna	Hardcopy	6
Luna	Hatch	8
Luna	Hatch Too	6
Luna	Hush	6
Luna	Idyll	5
Luna	Incandescent	5
Luna	Intersect	5
Luna	Jaunty	6
Luna	Linen	8
Luna	Loggia	6
Luna	Loop	8
Luna	Lumina	4
Luna	Luminescente	5
Luna	Mason	7
Luna	Matchsticks	6
Luna	Metro	4
Luna	Mezzanine	6
Luna	Micro Bubbly	9
Luna	Mobile	7
Luna	Motif.	7
Luna	Nifty	4
Luna	Notion	5
Luna	Optik	6
Luna	Peek	8
Luna	Propeller	9
Luna	Radar	5
Luna	Redfern	9
Luna	Signal	5
Luna	Sketch Stripe	9
Luna	Snug	Call
Luna	Sparkle	6
Luna	Spellbound	9
Luna	Splice	5
Luna	Stacking Chairs	8
Luna	Stitch	5
Luna	Switchback	6
Luna	Tech Stripe	8
Luna	Tech Twist	6
Luna	Telepathy	7
Luna	Three-D	7
Luna	Token	6
Luna	Transmission	5
Luna	Trapeze	4
Luna	Triad	5
Luna	Twiggy	8
Luna	Twight 2.0	5
Luna	Twist	5
Luna	Urban Grid	8
Luna	Wallflower	5
Luna	Winsome	Call
Luna	Wish	7
Luna	Woohl	5

LUUM		
Manufacturer	Pattern	Grade
Luum	Actuate	5
Luum	Adage	6
Luum	Amalgam	7
Luum	Ample	5
Luum	Angulo	8
Luum	Arc Angle	Call
Luum	Beaded Stripe	5
Luum	Complement	5
Luum	Cross Dye	5
Luum	Disrupt	7
Luum	Filar	5
Luum	Flexagon	6
Luum	Full Wool	9
Luum	Fundamentals	5
Luum	Ghat	7
Luum	Heather Felt	9
Luum	Heather Tech	4
Luum	Homage	7
Luum	Implex	5
Luum	Interstice	6
Luum	Intone	5
Luum	Iterate	8
Luum	Knurl	7
Luum	Line Language	7
Luum	Magnify	5
Luum	Marl Cloth	5
Luum	Miami	6
Luum	Modulud	6
Luum	Navigate	Call
Luum	Outpress	7
Luum	Percept	5
Luum	Point Set	7
Luum	Point to Point	7
Luum	Refraction	6
Luum	Situ	5
Luum	Stimuli	5
Luum	Subdivide	6
Luum	Substance	6
Luum	Superspun	5
Luum	Thangka	8
Luum	Two Tone	7
Luum	Vector	6
Luum	Velvet Underground	6
Luum	Vital	7

MAHARAM		
Manufacturer	Pattern	Grade
Maharam	Abacus	7
Maharam	Abacus Standard	5
Maharam	Across	7
Maharam	Akimbo	7
Maharam	Alloy	6
Maharam	Alter	6
Maharam	Anagram	8

Manufacturer	Pattern	Grade
Maharam	Apex	6
Maharam	Apt	7
Maharam	Arcade	8
Maharam	Balustrade	7
Maharam	Banister	7
Maharam	Bar	5
Maharam	Bar Crypton	6
Maharam	Beacon	7
Maharam	Beam	7
Maharam	Beside	6
Maharam	Bevel	5
Maharam	Bitmap	6
Maharam	Blip	7
Maharam	Bluff	6
Maharam	Boundary	6
Maharam	Brim	7
Maharam	Brindle	5
Maharam	Brio	6
Maharam	Bureau	5
Maharam	Candid	5
Maharam	Caper	5
Maharam	Cartouche	6
Maharam	Centric	7
Maharam	Chance	6
Maharam	Chasm	6
Maharam	Chime	5
Maharam	Chock	6
Maharam	Circuit	6
Maharam	Clamber	6
Maharam	Coin	5
Maharam	Coincide	5
Maharam	Column	6
Maharam	Compound	6
Maharam	Conduit	5
Maharam	Crew	6
Maharam	Crisp	5
Maharam	Crush	7
Maharam	Cylce	6
Maharam	Dapper	6
Maharam	Dart	7
Maharam	Decode	6
Maharam	Disc	5
Maharam	Disc Crypton	6
Maharam	Disperse	6
Maharam	Ditto	7
Maharam	Divide	5
Maharam	Divide Crypton	6
Maharam	Dwell	5
Maharam	Emit	5
Maharam	Enmesh	6
Maharam	Exchange	6
Maharam	Fasten	7
Maharam	Fathom	5
Maharam	Feature	6
Maharam	Floret	6
Maharam	Fluent Cryton	6
Maharam	Focus	5
Maharam	Fraction	7
Maharam	Furrow	6



Manufacturer	Pattern	Grade	Manufacturer	Pattern	Grade	Manufacturer	Pattern	Grade
Maharam	Gild	6	Maharam	Scuba	6	Mayer	Bali	3
Maharam	Grade	7	Maharam	Scute	6	Mayer	Basic	1
Maharam	Grove	6	Maharam	Scuttle	6	Mayer	Batik	3
Maharam	Hedge	6	Maharam	Seam	5	Mayer	Blueprint	2
Maharam	Helix	7	Maharam	Serif	8	Mayer	Boardwalk	4
Maharam	Insignia	7	Maharam	Serried	7	Mayer	Bolero	5
Maharam	Instill	6	Maharam	Shadow	6	Mayer	Boro	6
Maharam	Joist	8	Maharam	Sheen	6	Mayer	Botanica	5
Maharam	Keen	5	Maharam	Signal	6	Mayer	Botany	5
Maharam	Kindred	6	Maharam	Slant	6	Mayer	Boteh	7
Maharam	Knot	9	Maharam	Sort	5	Mayer	Caressa FR	3
Maharam	Lariat	5	Maharam	Span	6	Mayer	Carousel	7
Maharam	Latch	7	Maharam	Stature	6	Mayer	Cascade	5
Maharam	Lean	6	Maharam	Steady	6	Mayer	Catwalk	4
Maharam	Ledger	6	Maharam	Steady Crypton	6	Mayer	Chaps	4
Maharam	Lens	5	Maharam	Stride	6	Mayer	Charette	4
Maharam	Limn	8	Maharam	Strum	6	Mayer	Chequers	5
Maharam	Lineage	5	Maharam	Sudden	7	Mayer	Circuit	6
Maharam	Loop	6	Maharam	Surge	6	Mayer	Circumference	6
Maharam	Lunar	5	Maharam	Tailor	5	Mayer	Cirque	4
Maharam	Manner	5	Maharam	Tally	7	Mayer	Code	1
Maharam	Marquee	5	Maharam	Tempera	7	Mayer	Collage	6
Maharam	Medium	5	Maharam	Tend	6	Mayer	Comalapa	6
Maharam	Medley	5	Maharam	Ticker	6	Mayer	Contempo	4
Maharam	Meld	5	Maharam	Tilt	7	Mayer	Continuum 10	3
Maharam	Meridian	6	Maharam	Trait	6	Mayer	Copa	2
Maharam	Merit	5	Maharam	Treat	7	Mayer	Cosmopolitan	5
Maharam	Messenger	5	Maharam	Trellis	7	Mayer	Crazy Quilt	6
Maharam	Metric	5	Maharam	Trio	8	Mayer	Cross Check	2
Maharam	Micro	5	Maharam	Trundle	5	Mayer	Cube	3
Maharam	Milestone	5	Maharam	Urban	7	Mayer	Cuddle Up	5
Maharam	Mineral	6	Maharam	Venn	6	Mayer	Curlicue	4
Maharam	Mister	7	Maharam	Vestige	7	Mayer	Dande	4
Maharam	Mode	5	Maharam	Waver	6	Mayer	Darning	6
Maharam	Multiply	5	Maharam	Wedge	7	Mayer	Dazzle	4
Maharam	Murmur	5	Maharam	Wend	6	Mayer	Debonair	5
Maharam	Muse	4	Maharam	Whirl	5	Mayer	Decoy	
Maharam	Oblique	5	Maharam	Wrap	6	Mayer	Destiny	3
Maharam	Offset	8				Mayer	Destiny plus NanoGuard™	4
Maharam	Omen	6				Mayer	Disco	4
Maharam	Orbit	5				Mayer	Drake	
Maharam	Parquet	7				Mayer	Dublin Tweed FR	4
Maharam	Pennant	7				Mayer	Durango	3
Maharam	Pepper	6				Mayer	Duraweave® 10	1
Maharam	Pick	5				Mayer	Echo	4
Maharam	Pick Crypton	6				Mayer	Ecosphere	5
Maharam	Pinnacle	6				Mayer	Elevation	5
Maharam	Plait	6				Mayer	Engrave	3
Maharam	Pocket	7				Mayer	Entwine	4
Maharam	Prime	7				Mayer	Ephesus	5
Maharam	Quay	6				Mayer	Essence	5
Maharam	Quick	5				Mayer	Etch	3
Maharam	Radiant	8				Mayer	Evolve	6
Maharam	Reel	7				Mayer	Facets	5
Maharam	Ring	6				Mayer	FanFare	6
Maharam	Rule	7				Mayer	Fedora	3
Maharam	Runner	7				Mayer	Fiji	2
Maharam	Scape	7				Mayer	Finale	5
Maharam	Schema	6				Mayer	Flair	3

MAYER		
Manufacturer	Pattern	Grade
Mayer	Abbey	5
Mayer	Acclaim	5
Mayer	Acuco	6
Mayer	Align	3
Mayer	All Seasons FR	3
Mayer	Amadeus	6
Mayer	Ankara	5
Mayer	Antique	4
Mayer	Apollo Silicone	6
Mayer	Arabesque	4
Mayer	Arcade	5
Mayer	Aristocrat	4
Mayer	Array	4
Mayer	Ascension	5
Mayer	Avenue	5

# Graded In Fabrics

Manufacturer	Pattern	Grade	Manufacturer	Pattern	Grade	Manufacturer	Pattern	Grade
Mayer	Florentino	3	Mayer	Milagro	6	Mayer	Soho	5
Mayer	Flower Power	3	Mayer	Milano	4	Mayer	Soleil	6
Mayer	Form	5	Mayer	Mingle	4	Mayer	Sophisticate	4
Mayer	Forte	1	Mayer	Mode	5	Mayer	Spacer Mesh	2
Mayer	Foundation 10	2	Mayer	Molecule	6	Mayer	Splendor	5
Mayer	Fretwork	6	Mayer	Monogram	4	Mayer	Spokes	6
Mayer	Function	4	Mayer	Moonscape	3	Mayer	Static	6
Mayer	Gala	5	Mayer	Mosaic	3	Mayer	Stellar	3
Mayer	Galveston	4	Mayer	Mosaic plus NanoGuard™	4	Mayer	Sula	6
Mayer	Geisha	6	Mayer	Neo	5	Mayer	Suna	6
Mayer	Gem	3	Mayer	Niche	5	Mayer	Sutra	6
Mayer	Genesis	3	Mayer	Nirvana	6	Mayer	Sydney	2
Mayer	Genesis plus NanoGuard™	4	Mayer	Noble	3	Mayer	Synapse	6
Mayer	Gravity	5	Mayer	Nostalgia	5	Mayer	Tango	3
Mayer	Groundworks	5	Mayer	Nylon-Stat ESD	5	Mayer	Tattersall	5
Mayer	Haarlem	6	Mayer	Obi	6	Mayer	Textura	6
Mayer	Haberdash	3	Mayer	Obsession	6	Mayer	Theory 10	3
Mayer	Havana	3	Mayer	Odessa	5	Mayer	Time Line	4
Mayer	Hexagon	4	Mayer	Optic 10	3	Mayer	Turnabout	6
Mayer	Holiday	5	Mayer	Outback	3	Mayer	Valet	3
Mayer	Huipil	6	Mayer	Oxen SP Black	1	Mayer	Variant 10	3
Mayer	Images	4	Mayer	Palermo	5	Mayer	Vector	6
Mayer	Imprint	3	Mayer	Parallel	3	Mayer	Venetian	8
Mayer	Infinity	5	Mayer	Pastime	5	Mayer	Verona	4
Mayer	Interlace	4	Mayer	Patio	3	Mayer	Vibrant	5
Mayer	Interlochen	4	Mayer	Phoenix	4	Mayer	Viewpoint	6
Mayer	Intrigue	4	Mayer	Plaza	5	Mayer	Villa	5
Mayer	Jekyll & Hyde	4	Mayer	Polygon	4	Mayer	Vintage Mohair	Call
Mayer	Jitterbug	4	Mayer	Positive Thoughts	6	Mayer	Vinyl Stat ESD	5
Mayer	Jive	2	Mayer	Primo	5	Mayer	Vipassana	6
Mayer	Journey	4	Mayer	Prism 10	3	Mayer	Vogue	4
Mayer	Jubilee	3	Mayer	Puno	6	Mayer	Volante	8
Mayer	Kantha	6	Mayer	Quattro	2	Mayer	Wallaby SP Black	1
Mayer	Katagami	6	Mayer	Rancho	1	Mayer	Whirligig	6
Mayer	Kensington	5	Mayer	Reflector	6	Mayer	Wildflower	6
Mayer	Key Largo	3	Mayer	Refuge	5	Mayer	Wilson	6
Mayer	Kobe	3	Mayer	Rejuvenate	6	Mayer	Wool Boucle	7
Mayer	Labyrinth	6	Mayer	Relativity	6	Mayer	Wool Felt	5
Mayer	Landscape	5	Mayer	Replay	5	Mayer	Wool Heather	5
Mayer	Latitude	5	Mayer	Reveal	5	Mayer	Xanadu	6
Mayer	Lavish	5	Mayer	Reverb	2	Mayer	Zazen	6
Mayer	Links	4	Mayer	Rift	5	Mayer	Zen	5
Mayer	London	5	Mayer	Rumba	2			
Mayer	Longhorn	5	Mayer	Samba	2			
Mayer	Longitude	5	Mayer	Samurai	6			
Mayer	Lotus	6	Mayer	Saori	6			
Mayer	Madras	3	Mayer	Score	5			
Mayer	Madrid SP Black	1	Mayer	Sequel	2			
Mayer	Malibu	5	Mayer	Sequel plus NanoGuard™	4			
Mayer	Mandala	7	Mayer	Sequence	4			
Mayer	Matka	4	Mayer	Shantung	3			
Mayer	Matter	5	Mayer	Sherlock	3			
Mayer	Maverick	3	Mayer	Sierra SP Black	1			
Mayer	Mayfair	5	Mayer	Signs	6			
Mayer	Meander	3	Mayer	Silk Screen	4			
Mayer	Melange	3	Mayer	SilverWeave	4			
Mayer	Metal Strips	6	Mayer	Sketch	4			
Mayer	Microdot	4	Mayer	Slick	4			
Mayer	Midway	3	Mayer	Social Network	5			

MOMENTUM		
Manufacturer	Pattern	Grade
Momentum	3D Grid	8
Momentum	Ace	4
Momentum	Acoustic	7
Momentum	Acrobat	5
Momentum	Agora II	5
Momentum	Aldo	9
Momentum	Almanac	7
Momentum	Amenity II	7
Momentum	Amuse	5
Momentum	Analogue	7
Momentum	Anthology CV	5

Manufacturer	Pattern	Grade	Manufacturer	Pattern	Grade	Manufacturer	Pattern	Grade
Momentum	April	6	Momentum	Embark	6	Momentum	Lasso CV	5
Momentum	Archer	7	Momentum	Endurance Epu	4	Momentum	Lateral	6
Momentum	Ascend	6	Momentum	Eon Epu	5	Momentum	Ledge	5
Momentum	Audubon	7	Momentum	Epic	4	Momentum	Lella	7
Momentum	Bandwidth II	7	Momentum	Essay	7	Momentum	Leno	7
Momentum	Bangle	3	Momentum	Etude	8	Momentum	Lens	5
Momentum	Banter	7	Momentum	Evo CV	5	Momentum	Level	6
Momentum	Beeline Epu	4	Momentum	Evolve	7	Momentum	Lina	8
Momentum	Beep	4	Momentum	Explore	7	Momentum	Linen CV	5
Momentum	Beta	5	Momentum	Expo	3	Momentum	Lineup	3
Momentum	Bloko	8	Momentum	Faux Felt	5	Momentum	Lloyd	8
Momentum	Bobby	2	Momentum	Faux MO	6	Momentum	Lore	7
Momentum	Boom II	5	Momentum	Fleet	6	Momentum	Lucio	Call
Momentum	Borders	7	Momentum	Float	5	Momentum	Ludwig	8
Momentum	Boxcar	7	Momentum	Flock	5	Momentum	Mandala	6
Momentum	Bravo II	6	Momentum	Flow	7	Momentum	Mapping Ideas	8
Momentum	Brink	6	Momentum	Flux	7	Momentum	Marathon C-Zero	3
Momentum	Brisk	7	Momentum	Focal	5	Momentum	Marcel	8
Momentum	Build	5	Momentum	Fold	8	Momentum	Memory	8
Momentum	Buoy	7	Momentum	Follow CV	5	Momentum	Mezzanine	6
Momentum	Byways	7	Momentum	Foray	5	Momentum	Mikro	6
Momentum	Cairns	8	Momentum	Foundation	6	Momentum	Millennium C-Zero	3
Momentum	Camber	7	Momentum	Free	3	Momentum	Mixology CV	5
Momentum	Canter Epu	4	Momentum	Frida CV	6	Momentum	Mogul Epu	5
Momentum	Carlo	8	Momentum	Fuse	2	Momentum	Nagoya	8
Momentum	Cashmere II	5	Momentum	Geo	8	Momentum	Nifty	5
Momentum	Central	6	Momentum	Glide	6	Momentum	Nimble	7
Momentum	Centric	7	Momentum	Graph	2	Momentum	Note CV	5
Momentum	Channel	6	Momentum	Grid	4	Momentum	Oath	6
Momentum	Chime CV	5	Momentum	Groove Epu	5	Momentum	Odyssey C-Zero	3
Momentum	Chipper	7	Momentum	Guideline	7	Momentum	Origin	2
Momentum	Chromatic	6	Momentum	Guild	4	Momentum	Otto	5
Momentum	Cityscape	8	Momentum	Habit	5	Momentum	Overpass	6
Momentum	Civil	6	Momentum	Halo	7	Momentum	Painting Strokes	8
Momentum	Clang	5	Momentum	Hearsay	7	Momentum	Panorama	7
Momentum	Climb	7	Momentum	Highline	7	Momentum	Pantheon	7
Momentum	Collect	5	Momentum	Hitch	5	Momentum	Parable	7
Momentum	Colorwheel	6	Momentum	Hobnob	5	Momentum	Parenthesis	4
Momentum	Cover Cloth	4	Momentum	Hop	6	Momentum	Pax	7
Momentum	Croquet	7	Momentum	Hue	5	Momentum	Perk	3
Momentum	Crossing Colors	8	Momentum	Hyde CV	5	Momentum	Phase	7
Momentum	Crosswise	5	Momentum	Improv CV	5	Momentum	Photon	7
Momentum	Cube	6	Momentum	Infinity C-Zero	3	Momentum	Phrase	7
Momentum	Culture	6	Momentum	Infusion	6	Momentum	Pierre	9
Momentum	Current	5	Momentum	Insight	3	Momentum	Ping	5
Momentum	Cutout	8	Momentum	Interim	7	Momentum	Pip	5
Momentum	Cycle	5	Momentum	Interlock	8	Momentum	Pique	5
Momentum	Dart	4	Momentum	Intermix II	5	Momentum	Places Spaces Faces	8
Momentum	Dash	7	Momentum	Iota	6	Momentum	Plan	5
Momentum	Dayspell	7	Momentum	Jackpot CV	6	Momentum	Platform	6
Momentum	Decode	5	Momentum	Jetney	6	Momentum	Poetic CV	5
Momentum	Dexter Epu	5	Momentum	Jot	4	Momentum	Point	5
Momentum	Docket	8	Momentum	Journal	7	Momentum	Polka	7
Momentum	Domain	6	Momentum	Kayak	8	Momentum	Pop UP	9
Momentum	Dome CV	5	Momentum	Keynote	5	Momentum	Printwork Epu	5
Momentum	Drawing Lines	7	Momentum	Kindred	6	Momentum	Propel	7
Momentum	Drift	7	Momentum	Kinney	5	Momentum	Propensity II	5
Momentum	Ebb	7	Momentum	Kit	5	Momentum	Proximity	7
Momentum	Edison	7	Momentum	Knack	5	Momentum	Pursue	7

# Graded In Fabrics

Manufacturer	Pattern	Grade
Momentum	Quince	7
Momentum	Raft	7
Momentum	Rein II	5
Momentum	Reverb	7
Momentum	Revolve	8
Momentum	Riga	7
Momentum	Ring	6
Momentum	Ringer CV	6
Momentum	Rise	5
Momentum	Rivet	5
Momentum	Rombu	7
Momentum	Ronda	7
Momentum	Roster	7
Momentum	Row	5
Momentum	Rubato	7
Momentum	Rush Hour	7
Momentum	Sail	7
Momentum	Sanya CV	5
Momentum	Score	6
Momentum	Scrabble	5
Momentum	Sensory CV	5
Momentum	Shuttle	6
Momentum	Sidestep	7
Momentum	Silica	6
Momentum	Silica Andy	6
Momentum	Silica Arc	6
Momentum	Silica Bauble	6
Momentum	Silica Blend	6
Momentum	Silica Bracket	6
Momentum	Silica Bubbler	7
Momentum	Silica Checker	6
Momentum	Silica Chopsticks	6
Momentum	Silica Compass	6
Momentum	Silica Cusp	6
Momentum	Silica Deflect	6
Momentum	Silica Effloresce	6
Momentum	Silica Etc.	6
Momentum	Silica Etch	6
Momentum	Silica Excursion	7
Momentum	Silica Fiona	6
Momentum	Silica Flick	6
Momentum	Silica Fresco	6
Momentum	Silica Fritz	6
Momentum	Silica Gidget	6
Momentum	Silica Hiatus	6
Momentum	Silica Hoop	6
Momentum	Silica Jig	6
Momentum	Silica Kip	6
Momentum	Silica Leather	6
Momentum	Silica Likely	6
Momentum	Silica Motive	6
Momentum	Silica Reach	6
Momentum	Silica Roam	6
Momentum	Silica Scout	6
Momentum	Silica Spoke	6
Momentum	Silica Strata	6
Momentum	Silica Stride	6
Momentum	Silica Suede	6
Momentum	Silica Tao	6

Manufacturer	Pattern	Grade
Momentum	Silica Tech	6
Momentum	Silica Thatch	6
Momentum	Silica Today Here Now	6
Momentum	Silica Triad	6
Momentum	Silica Waltz	6
Momentum	Silica Wifi	6
Momentum	Site Line	8
Momentum	Sketching Air	8
Momentum	Skip	5
Momentum	Slice	2
Momentum	Small Talk	7
Momentum	Solace	5
Momentum	Solitaire	5
Momentum	Speakeasy CV	5
Momentum	Spontaneous	7
Momentum	Sport	5
Momentum	Spunk CV	5
Momentum	Starboard	7
Momentum	Story	7
Momentum	Stroll	5
Momentum	Strum	6
Momentum	Strut	5
Momentum	Subdivide	7
Momentum	Sunny	6
Momentum	Swim	4
Momentum	Synergy	6
Momentum	Syntax	4
Momentum	Tack	5
Momentum	Tactic	8
Momentum	Tag	7
Momentum	Tanner	4
Momentum	Tech Weave	Call
Momentum	Tesla	7
Momentum	Tilt	6
Momentum	Toggle	4
Momentum	Traction	7
Momentum	Tradition C-Zero	3
Momentum	Trapeze	7
Momentum	Trefoil	6
Momentum	Tribeca CV	5
Momentum	Trilogy	6
Momentum	Trivia	7
Momentum	Tufted	7
Momentum	Turin	8
Momentum	Uplift	6
Momentum	Vanguard CV	5
Momentum	Velocity	5
Momentum	Via	5
Momentum	Viva II	6
Momentum	Vox	4
Momentum	Wander	7
Momentum	Waver	6
Momentum	Weaving Palettes	7
Momentum	Well Well Well	9
Momentum	Whim	7
Momentum	Whit Epu	5
Momentum	Why Why Why	8
Momentum	Widget	3
Momentum	Zipper	7

## PAUL BRAYTON

Manufacturer	Pattern	Grade
Paul Brayton	Al Fresco	6
Paul Brayton	Almost Textura w/ Healthguard	7
Paul Brayton	Alpine	7
Paul Brayton	Angus	6
Paul Brayton	Backgammon	6
Paul Brayton	Canopy	6
Paul Brayton	Cirrus	6
Paul Brayton	Divine	4
Paul Brayton	Flannelsuede - 3100	9
Paul Brayton	Flannelsuede - 3103	9
Paul Brayton	Frolic	6
Paul Brayton	Fun	6
Paul Brayton	Jilly Twill	4
Paul Brayton	Journey	6
Paul Brayton	Killian	6
Paul Brayton	Meridian	5
Paul Brayton	Molly	6
Paul Brayton	Moonstruck	6
Paul Brayton	Nimbus	6
Paul Brayton	Odyssey	7
Paul Brayton	Pizzelle	6
Paul Brayton	Prizm	7
Paul Brayton	Promenade	6
Paul Brayton	Quest	6
Paul Brayton	Rhyme	4
Paul Brayton	Somerfield	6
Paul Brayton	Spinnaker	7
Paul Brayton	Stratus	6
Paul Brayton	Tiki	6
Paul Brayton	Toto Plaid	6
Paul Brayton	Tulip	6
Paul Brayton	Woodland	7

## ULTRAFABRICS

Manufacturer	Pattern	Grade
Ultrafabrics	Brisa	7
Ultrafabrics	Brisa Distressed	7
Ultrafabrics	Fresco	7
Ultrafabrics	Mokume	7
Ultrafabrics	Spectra	7
Ultrafabrics	Pearlized	7
Ultrafabrics	Pony	7
Ultrafabrics	Promessa	7
Ultrafabrics	Reef Pro	7
Ultrafabrics	Tottori	7
Ultrafabrics	Ultraleather	6
Ultrafabrics	Ultraleather Pro	7
Ultrafabrics	Cove	7
Ultrafabrics	Dwell	7
Ultrafabrics	Eco Tech	7
Ultrafabrics	Fusion	7
Ultrafabrics	Fusion Shimmer	7
Ultrafabrics	Geom	7
Ultrafabrics	Helix	7

Manufacturer	Pattern	Grade
Ultrafabrics	Volar Bio	8
Ultrafabrics	Wired	7
Ultrafabrics	Brisa	7
Ultrafabrics	Brisa Frontier (Distressed)	7
Ultrafabrics	Coast (available Fall 2021)	7
Ultrafabrics	Cora	7
Ultrafabrics	Pebble	7
Ultrafabrics	Pumice	7
Ultrafabrics	Summit (UL Distressed)	7
Ultrafabrics	Ultraleather Anti-Static	7
Ultrafabrics	Impasto	5
Ultrafabrics	Lino	5
Ultrafabrics	Montage	5

## CTL LEATHER

Manufacturer	Pattern	Grade
CTL Leather	Atlantic	Call
CTL Leather	Barolo	Call
CTL Leather	Bull Soft	Call
CTL Leather	Capri	Call
CTL Leather	Caress	Call
CTL Leather	Classico	Call
CTL Leather	Cowboy	Call
CTL Leather	Dakota	Call
CTL Leather	Dallas Soft	Call
CTL Leather	Dublin	Call
CTL Leather	Elegance	Call
CTL Leather	Epic	Call
CTL Leather	Heritage	Call
CTL Leather	Linea	Call
CTL Leather	Lodge	Call
CTL Leather	Madras	Call
CTL Leather	Mardi Gras	Call
CTL Leather	Mustang	Call
CTL Leather	Palma	Call
CTL Leather	Paradiso	Call
CTL Leather	Prescott	Call
CTL Leather	Queensland	Call
CTL Leather	Rio	Call
CTL Leather	Roxy	Call
CTL Leather	Santiago	Call
CTL Leather	Seide	Call
CTL Leather	Siena	Call
CTL Leather	Stagecoach	Call
CTL Leather	Tuscania	Call
CTL Leather	Valencia	Call
CTL Leather	Vogue	Call

## SPRADLING VINYL

Manufacturer	Pattern	Grade
Spradling Vinyl	Allegro	3
Spradling Vinyl	Anchor	2
Spradling Vinyl	Apex	3
Spradling Vinyl	Aries	3
Spradling Vinyl	Ballistic	5
Spradling Vinyl	Beluga	3
Spradling Vinyl	Buckskin w/ Aberdeen Perf	3
Spradling Vinyl	Caliber	2
Spradling Vinyl	Caprice	3
Spradling Vinyl	Carbon Fiber	3
Spradling Vinyl	Cenery	3
Spradling Vinyl	Chambray	5
Spradling Vinyl	Corinthian	3
Spradling Vinyl	Dolce	5
Spradling Vinyl	Edgeline	5
Spradling Vinyl	Gemini	3
Spradling Vinyl	Genero	4
Spradling Vinyl	G-Grain	3
Spradling Vinyl	Grand Prix	3
Spradling Vinyl	Guardian	5
Spradling Vinyl	Heidi	3
Spradling Vinyl	Hitch	3
Spradling Vinyl	Inclination	5
Spradling Vinyl	Interlace	5
Spradling Vinyl	Invasion	5
Spradling Vinyl	Islander	3
Spradling Vinyl	Kaleidoscope	5
Spradling Vinyl	Kilkenny Tweed	5
Spradling Vinyl	Longitude	3
Spradling Vinyl	Madrid	3
Spradling Vinyl	Maglia	5
Spradling Vinyl	Marlin	3
Spradling Vinyl	Milled Pebble	3
Spradling Vinyl	Montona	3
Spradling Vinyl	Monticello	3
Spradling Vinyl	Navigator	3
Spradling Vinyl	Network	5
Spradling Vinyl	Nuance	4
Spradling Vinyl	Orion	3
Spradling Vinyl	Oxen	3
Spradling Vinyl	Patriot Plus	4
Spradling Vinyl	Pegasus	3
Spradling Vinyl	Polaris	3
Spradling Vinyl	Reflex	5
Spradling Vinyl	Reflex MQ	4
Spradling Vinyl	Renaissance	5
Spradling Vinyl	Ruffino	3
Spradling Vinyl	Savoy II	4
Spradling Vinyl	Scribe	5
Spradling Vinyl	Seabreeze	3
Spradling Vinyl	Sequins	5
Spradling Vinyl	Sierra	3
Spradling Vinyl	Silvertex	5
Spradling Vinyl	Simtex	4
Spradling Vinyl	Soho	3
Spradling Vinyl	Sphere	5
Spradling Vinyl	Stratosphere	5
Spradling Vinyl	Sutton	3

Manufacturer	Pattern	Grade
Spradling Vinyl	Torino	3
Spradling Vinyl	Trexx	3
Spradling Vinyl	Verona	3
Spradling Vinyl	Wallaby	3
Spradling Vinyl	Whisper	4
Spradling Vinyl	Zander	3

# NeutralPosture

NeutralPosture.com

3904 N. Texas Ave.

Bryan, TX 77803

**T** 979.778.0502

**F** 979.778.0408

GSA

SCS Indoor Advantage

BIFMA e3/LEVEL

ISO 9001:2008 Approved

