

1-800-829-7311

[MY ACCOUNT](#) | [LOGIN](#)


THE ORIGINAL BREAKAWAY™ BASE

Following decades of clinical research, testing, and refinement, Rogers® BreakAway™ Baseball Bases is now the de facto system in the market at displacing energy from player to base – without creating a secondary hazard or danger to other ball players.

[BUY YOURS TODAY](#)

1. BASE TOPS

Superior rubber exterior infused with anti-skid materials, anti-skid stitching, ribbed corners for better traction when rounding bases and UV inhibitors to keep the base bright white.



2. BASE PLATE

A durable rubber-coated steel plate with molded rubber grommets connects the base tops to the ground anchors. Superior design allows for quick, easy, and reliable reinstallation after the disengagement of a base top.



3. GROUND ANCHORS

Plastic anchor housing serves as a form for pouring concrete around the metal anchor. Grooves on the top of the housing interlock with the base plate and eliminate side to side movement of the base tops.



4. QUICK CHANGE ANCHOR COVERS

High quality rubber anchor covers pair perfectly with our anchor system. 15" x 15" square and 1/2" thick. Quick Change Anchor Cover keeps dirt out of the entire top of the anchor unit and quickly accommodates multiple base path distances on a baseball field.



SHOP BASE SYSTEMS



THE INNOVATION IS IN THE DETAILS

THE SAFEST BASE IN BASEBALL


Rogers® base tops - more than just a base. Progressive compression & release design combined with anti-skid properties, UV inhibitors, ribbed corners and varying durometer levels to accommodate different levels of players.

Anti-skid rubber material & stitching minimizes slips

UV inhibitors prevent yellowing, keeps bases white

Varying Durometer levels accommodates youth to adult players

Ribbed corners for increased traction when rounding bases



VARYING CONNECTION POINTS DEPENDING ON LEVEL OF PLAY.


Universal base plate accommodates all levels of base tops. Unique design allows the base tops to quickly and easily "snap" into place without interference from infield material. No broken magnets, no dirt clogs and no secondary hazards.

Youth - 8 Point Connection System

Teen - 12 Point Connection System

Adult - 16 Point Connection System

Pro - 20 Point Connection System



PLASTIC ANCHOR HOUSING ENSURES PROFESSIONAL INSTALLATION

15" x 15" x 8" anchor housing unit serves as a concrete form, facilitates the installation of the base anchor and prevents tilting of the base top.

Provides a pre-set form for pouring concrete

Green metal handles facilitate installation and keep the concrete within the tub.

Top of anchor tub has 4 notches that interlock with the base plate

Remains level through the freeze and thaw of seasons

MULTIPLE OPTIONS TO PROTECT YOUR ANCHORS

Standard rubber anchor plugs or Rogers® Quick Change Anchor Cover™

Durable rubber plugs with anchor locator nipples

Rogers® Quick-Change Anchor Covers protect the entire top of the anchor system.



LITTLE LEAGUE APPROVED



TRIED AND TRUE REPUTATION

I have used Rogers® BreakAway™ Softball Base Systems at both Northwestern University and now at Penn State. My teams have been playing on the Rogers® BreakAway™ Softball Base for so long that I forget what type of injuries we used to have. I have found them to be very effective at virtually eliminating sliding injuries.

ROBIN PETRINI

HEAD SOFTBALL COACH, THE PENNSYLVANIA STATE UNIVERSITY

WHAT ARE YOU WAITING FOR?

BUY YOUR BASES NOW!



24/7 CUSTOMER SERVICE:
1-800-829-7311



RETURNS ADDRESS:
1600 VERNON ST
NORTH KANSAS CITY, MO 64116

CORPORATE ADDRESS:
1525 SANDYBROOK LN
WAKE FOREST, NC 27587

PHONE:
1.800.829.7311

[PRIVACY POLICY](#) [RETURN POLICY](#) [CONTACT](#)

© 2022 ROGERS® BASE COMPANY | DIGITAL MARKETING & WEB DESIGN BY [RED SHARK DIGITAL](#)