



12 Hot Brands Up to 50% OFF At The Same Time
Best Exclusive Deals On Super Sale + FREE GIFT | [Details Here.](#)



Scrapbook.com

Sign In

0 items

Store Gallery Classes Blog More

Search Scrapbook.com Store

New Products Coming Soon Exclusives Bestsellers Coupons Clearance Categories Brands Themes Color

Store **Magic Mat** Product Info

The Original

Scrapbook.com - Magic Mat - Plus - Cutting Pad for *Select Machines - 9x15 Exclusive

★★★★☆ 639 28 Projects 77 Questions

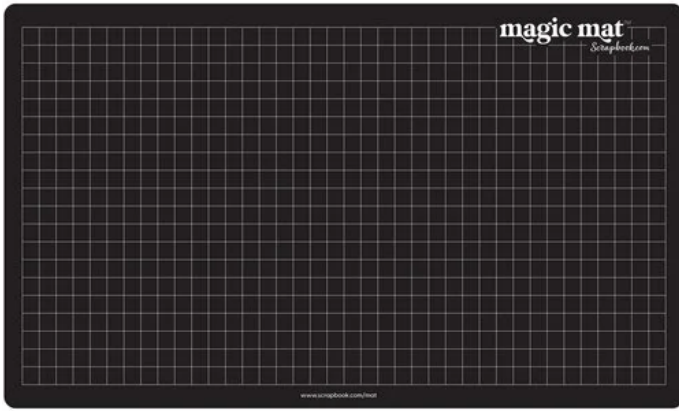
Save BIG on Scrapbook.com Exclusives! [View Details](#)

In Stock

~~\$30.00~~ **\$14.99** (\$15.01 Off)

1

Add To Cart



The Original Magic Mat is the innovative, game-changing product die cutting has been missing. Swap out one of your plastic cutting mats for this sturdy self-healing pad and you'll be amazed by the clear cuts you've ever achieved. Try the affordable, long-lasting Magic today only at Scrapbook.com! [Full Description & Details](#)



Related Products



★★★★☆ (639)

Scrapbook.com - Magic Mat - Standard - Cutting Pad for *Select Machines - 6.125 x

~~\$20.00~~ **\$9.99**

Add To Cart




★★★★☆ (208)

Scrapbook.com - Magic Mat - Extended - Cutting Pad for *Select Machines - 6 x 14.5

~~\$26.00~~ **\$12.99**

Add To Cart




★★★★☆ (639)

Scrapbook.com - Magic Mat - Short - Cutting Pad for Cuddlebug and *More - 6 x 7.75

~~\$20.00~~ **\$7.99**

Add To Cart



★★★★☆ (639)

Scrapbook.com - Magic Mat - Standard - Cutting Pad for Select Machines - 6.125 x 8.75

~~\$40.00~~ **\$18.99**


Add To Cart

1

1

1

1



★★★★★ (639)

Scrapbook.com - Magic Mat - Standard Short - Cutting Pad for Cuttlebug and More - 6 x

~~\$40.00~~ **\$15.99**

1 Add To Cart

Out of Stock



★★★★★ (348)

Scrapbook.com - Mint Tape Bundle - Low Tack and Repositionable - Two 1 Inch

~~\$25.00~~ **\$11.99**

Notify Me

New



★★★★★ (1)

Scrapbook.com - Decorative Die Set - Floral Borders

~~\$30.00~~ **\$22.99**

1 Add To Cart

Out of Stock



Scrapbook.com - Magic Mat Bundle - with Tall Skinny Alpha Dies, Cardstock, Mint Tape

~~\$120.00~~ **\$50.99**

Notify Me

Projects



[More Projects](#)

Description & Details

This is no magic trick - but the results are so magical that you simply won't believe your eyes! The Original Magic Mat Cutting Pad from Scrapbook.com is going to change the way you die cut on all of your paper crafting projects.

The Original Magic Mat Plus is compatible with the Sizzix Big Shot Plus when using a Big Shot Plus platform and a Big Shot Plus cutting plate.

Review product images for die cutting sandwiches using The Original Magic Mat with this machine. For more sandwich configurations and user tips, be sure to check out our [Top Magic Mat Questions Answered video!](#)

Contents: 1 Scrapbook.com Magic Mat Plus Cutting Pad

Size: Cutting Pad measures 9" x 15" with a thickness of 3mm

What Is The Magic Mat Plus?

- The Original Magic Mat Plus is the same size as the Sizzix Big Shot Plus Cutting Plate. If your machine can use this plate, it can use The Original Magic Mat Plus
- The Original Magic Mat replaces the cutting pad your metal dies cut into in your die cutting sandwich

Features:

- Made of self-healing cutting material
- Double sided
- Durable & sturdy for extended wear
- Great for use with intricate thin metal dies
- Can be used as a work surface for cutting, slicing, and trimming
- Handy 1cm square gridlines for precision alignment
- Made from recycled materials

Say goodbye to the typical cracking and etching you're used to in standard plastic cutting pads. With The Original Magic Mat, you won't have to worry about deep plastic cutting pad impressions getting transferred to your new project. And these are just a few of the many fabulous tricks up The Original Magic Mat's sleeves!

Tips For Using Your Scrapbook.com Magic Mat:

- Ensure you're using the right "sandwich" for running through your die cutting machine
- If your cuts aren't deep enough, try adding paper shims until you have the perfect cut
- The Original Magic Mat can be used facing up or down and should be flipped and rotated regularly to extend the use
- To hold your thin metal dies in place, try a small piece of [Mint Tape](#) that gives you great hold but is gentle on paper

This is a Scrapbook.com exclusive product

Number of pieces: 1

Brand	Scrapbook.com
Collection	Magic Mat Collection
Category	Die Cutting (Accessories)
Themes	Crafts, DIY
SKU	sbc-mmat-4
UPC	651137166475
Link	Get Link or Embed Code

Videos

02:08 |



All Related Videos

Product Reviews

★★★★☆ Avg. Rating (639 total)

88% of buyers would recommend

Most Helpful



By: **rocksdebalina** Verified Buyer

★★★★☆

Very disappointed at first but mildly now

I was so excited to get my magic mat. After watching the video I thought this is the best idea ever. Well....the first time I used it on my big shot, it warped. Not sure why. Watched video over and I did exactly what I was suppose to do. It also did not cut as well as the video showed, although the video did not use an intricate die. Sure, a square or tag is fine but not so well with an intricate die. You definitely still have to use the precision base plate for the intricate dies. Happy I got it on sale. Not worth the full price. Also to thin to use on some die cutting machines especially the electric ones. In my opinion it was made for the big shot. So if you are going to buy, don't buy it for any machine but the big shot and be aware it can warp.

Update: So I wanted to add that I put my heat tool to it and I was able to get the warping out. With the use of heat, I flatten the mat again. That made me happy. So I feel better. So if you experience warping issues that is a great way to fix it. You can not do that with regular cutting plates when they warp. I am raising my stars and will use for dies that are not intricate. I want to try on my electric machine but I am afraid to, plus it is much thinner then my cutting plates for my electric machine so it probably wont work. If I decide to experiment I will update you.

Was this Review Helpful? [Yes](#) | [No](#) (266 out of 283 found this review helpful.)

This review was written about a [related product](#).

[Show Comments \(13\)](#)



By: **delandartie** Verified Buyer

★★★★★

Magic Mat actually magic!!

I have to say I used the livin' daylight's out of mine this week and it works like a charm in my Gemini Jr with the plates shown in the video. Also, after it warped, I just heated it with my heat gun until it was nice and floppy and it flattened right out!

Was this Review Helpful? [Yes](#) | [No](#) (114 out of 117 found this review helpful.)

This review was written about a [related product](#).

[Show Comment \(1\)](#)



By: **Jill Cameron Creations** **Verified Buyer**



I love no more fuzzy die cuts!

My prefer die-cutting machine is a Spellbinder's Platinum 6. It's about 4 years old and I use it daily. After a few tests with word dies and intricate Spellbinder's dies I fell in love. I do have a cardstock shim under the Magic Mat. It's just like anything else, it takes trial and error to get the kinks worked out. But man do I love not having any fuzzy pieces on my die cuts anymore. That's amazing! And the mat doesn't warp or buckle.

Was this Review Helpful? [Yes](#) | [No](#) (105 out of 108 found this review helpful.)

This review was written about a [related product](#).

[Show Comments \(2\)](#)



By: **karengonzo51** **Verified Buyer**



Game Changer!

When I first saw the ad for this cutting pad, I thought it was a good idea. Now that I have one, I can tell you it is a game changer! I replaced my bottom plate with the pad and my die cuts are perfect and there is no "cracking" as the die goes through my Big Shot.

Was this Review Helpful? [Yes](#) | [No](#) (83 out of 86 found this review helpful.)

This review was written about a [related product](#).

[Add a Comment](#)



By: **StephanieD** **Verified Buyer**



Not working with Big Kick

This is a great idea but it needs work. I'm using this with my Sizzix Big Kick and the platform.... doesn't cut entirely. I've tried it with a cardstock shim, without the shim, die facing up and facing down.

Was this Review Helpful? [Yes](#) | [No](#) (78 out of 87 found this review helpful.)

This review was written about a [related product](#).

[Show Comments \(4\)](#)



By: **estreetanne** **Verified Buyer**



I've told everyone I know!

This mat is amazing. Actually, it's better than amazing but I can't find another adjective at the moment. My thinnest dies (Lawn Fawn box cards) do not come out with any signs of warping. And it's so smooth going through my Vagabond. And it's fantastic with one of my finely detailed die that I've tested.

I LOVE it when a new-to-market product exceeds my dreams. IF YOU ARE A DIE CUT MANIAC YOU MUST GET THIS!!

Was this Review Helpful? [Yes](#) | [No](#) (63 out of 65 found this review helpful.)

This review was written about a [related product](#).

[Show Comment \(1\)](#)



By: **cdrscraps** **Verified Buyer**



No warping! I love this mat.

I received my Magic Mat this week and have used it a lot on my FSJ Amaze (Platinum) die cutting machine. I'm happy to say it really works as advertised! The mat has not warped at all. It's nice not to hear that cracking noise when I die cut. It handles most intricate does well - I did need to add a cardstock shim on some very thin, intricate dies, but I usually need to do that with conventional plates, too. I use a baby wipe to clean off any tiny bits of paper residue stuck in the mat. It also worked on my Gemini Jr, but I had to add the metal shim and three cardstock shims (I probably won't use it with that machine). The only negative thing I can say is that it definitely has a strong smell to it - kind of like rubber. I'm sure that will go away after a while.

Was this Review Helpful? [Yes](#) | [No](#) (45 out of 48 found this review helpful.)

This review was written about a [related product](#).

[Show Comment \(1\)](#)



By: **Gizzimo** **Verified Buyer**



Great mat!

These mats are GREAT! I use mine with a cardstock shim. I love that there's not all the noise that come along with the normal mats. And the softer, self-healing nature of these mats have got to be better on the dies. So happy these came out!

Was this Review Helpful? [Yes](#) | [No](#) (43 out of 44 found this review helpful.)

This review was written about a [related product](#).

[Add a Comment](#)



By: **Craftstuff** **Verified Buyer**



Truly Magic

This mat is truly a "Magic Mat". Die cutting is a breeze and less weeding when using intricate die cuts. Tried it with embossing folder also and get great results. Absolutely love it!

Was this Review Helpful? [Yes](#) | [No](#) (41 out of 42 found this review helpful.)

This review was written about a [related product](#).

[Show Comments \(2\)](#)



By: **maryrjml1967** **Verified Buyer**



Works like magic

I purchased both the standard and extended Magic Mats. So far they are holding up as advertised. I have purchased countless regular cutting pads in the past, and no matter how careful they are handled, they need replacing far too soon. Definitely worth getting.

Was this Review Helpful? [Yes](#) | [No](#) (42 out of 46 found this review helpful.)

This review was written about a [related product](#).

[Show Comment \(1\)](#)

[More Reviews](#)

[Write A Review](#)

Questions & Answers



Q Any plans to make an extra large (big shot plus) size? And how can we get alerts for when new sizes are available?

By: Creamontop (06-Nov-20) Helpful Question? Yes | No

This question is about a [related product](#).



A We are always exploring new sizes! We love all suggestions. By: Scrapbook.com (06-Nov-20)

Helpful Answer? Yes | No

[Hide Answer](#) [Add Answer](#)



Q I heard that using a self healing cutting mat can DEcrease the sharpness of your dies? Has your mat been tested for a long time to see if this happens to the dies? Thank you. By: Nice day (06-Nov-20) Helpful Question? Yes | No

This question is about a [related product](#).



A People have been using self healing mats in their due cutting machines for many years. It does not effect the longevity of the dies. Go on YouTube and look for a video regarding this topic and it will help you to learn more about using the self healing mat & dies.

Happy Crafting By: Mandyg101996 (10-Nov-20) Helpful Answer? Yes | No



A I have used them BUT THIS ONE IS MADE with the correct thickness I need one!! By: mimisheri (11-Feb-21)

Helpful Answer? Yes | No

[Hide Answers](#) [Add Answer](#)



Q Can this Magic Mat be used with the Cuttlebug? By: User (06-Nov-20) Helpful Question? Yes | No

This question is about a [related product](#).



A just received mine and the actual size for the medium is 6.125 x 8.75. It will not work with any machine with a 6 inch opening. I've been waiting for weeks with so much anticipation and am now s disappointed in this By: d_dorian (07-Nov-20) Helpful Answer? Yes | No



A The issue here is not the \$10 it's the fact that the item was advertised as 6" wide which it is clearly not. I'm simply trying to save others the disappointment thinking this will work with the Cuttlebug which it won't

By: d_dorian (07-Nov-20) Helpful Answer? Yes | No

[Show All 10 Answers](#) [Add Answer](#)



Q Can you use two magic mats at one time instead of the plates? By: Ms Gs (06-Nov-20) Helpful Question? Yes | No

This question is about a [related product](#).



A Yes, we have tested this and it does work! We would encourage experimentation with your machine and craft supplies! By: Scrapbook.com (06-Nov-20) Helpful Answer? Yes | No

[Hide Answer](#) [Add Answer](#)



Q Will you have a mat that is compatible with the larger Spellbinders platform 8.5 x 12? By: Iamariposa20 (10-Mar-21)

Helpful Question? Yes | No



A We have a larger Magic Mat coming out soon. Magic Mat Plus.
<https://www.scrapbook.com/store/sbc-mmat-4.html?w=magic+mat> By: **Scrapbook.com** (26-Apr-21)
 Helpful Answer? Yes | No

[Hide Answer](#) [Add Answer](#)



Q Will you be making a magnetic magic mat??? Hope so!!!
 What about a larger size to fit the entire Spellbinders platinum machine? By: **annabell199** (07-Nov-20) Helpful Question? Yes | No

This question is about a [related product](#).



A I use mine in a Big Shot with the magnetic plate that Sizzix makes and to my surprise the dies act exactly the same as they do with regular cutting plates. Magnetic action comes right through. If you don't already have the magnetic plate I highly recommend it. It stays in my machine most of the time. By: **Landjstark** (21-Nov-20)
 Helpful Answer? Yes | No



A I would definitely be interested in a magnetic mat for both the Big Shot Plus and Spellbinders Platinum. Actually I'm surprised that the Magic Mat isn't magnetic already. For dies that cut and emboss, will the Magic Mat cut and emboss in a single pass? By: **Dawna.s Place** (09-Mar-21) Helpful Answer? Yes | No

[Show All 5 Answers](#) [Add Answer](#)



Q My Gemini Junior plates are 6 inches wide will this one work in Junior? By: **mafranks284** (11-Mar-21) Helpful Question? Yes | No

This question is about a [related product](#).



A I tried mine today and it worked fine. Cut the intricate die amazing. I just used the sandwich that they show and it worked great. By: **Mendy** (13-Mar-21) Helpful Answer? Yes | No



A Tes, but I get a lot of warping in my Gemini Junior and the regular Gemini. You can get them flat again with a heat gun, just be careful not to touch the mat or it will have melt marks. Only a 2/5 star product for Gemini machines. I do like that you only use the top and bottom plate plus the magic mat. By: **msdoeb** (21-Oct-21)
 Helpful Answer? Yes | No

[Show All 4 Answers](#) [Add Answer](#)



Q How do you clean the Magic Mat? I know it's self healing but there seems to be paper left in the cuts.

By: **AmyT123** (16-Mar-21) Helpful Question? Yes | No

This question is about a [related product](#).



A I've tried the dish soap and scrub but it doesn't really get out all the embedded paper fiber. Also tried soaking in water/vinegar without any luck. I'll try packing tape next. It's not really "self healing" as cut marks don't really disappear. I've bough self healing sewing mats, cutting them down to size and they work just as well as long as they are same thickness. I don't know if I'd buy again. By: **Silvermomma** (19-Apr-21)
 Helpful Answer? Yes | No



A I'm not sure if this will work or not, but I clean the areas on the Olfa cutting mat that I use for fabric with an eraser. It removes all of the fabric fibers that have gotten stuck in the mat. I have had the mat that I use with a rotary cutter for over 20 years and it is still in wonderful shape. An eraser might work with Magic Mat. It's certainly worth a try. By: **jsiettmann1** (05-Jul-21) Helpful Answer? Yes | No

[Show All 4 Answers](#) [Add Answer](#)

[View All 77 Questions](#)

[Ask a Question](#)