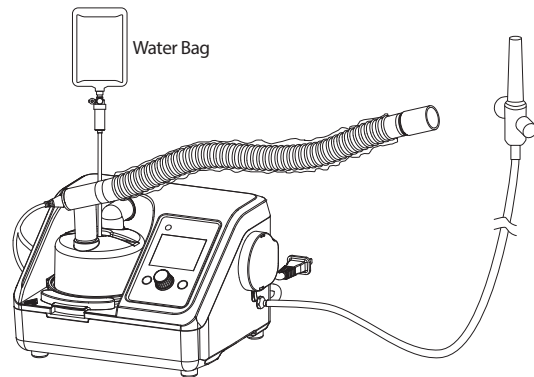


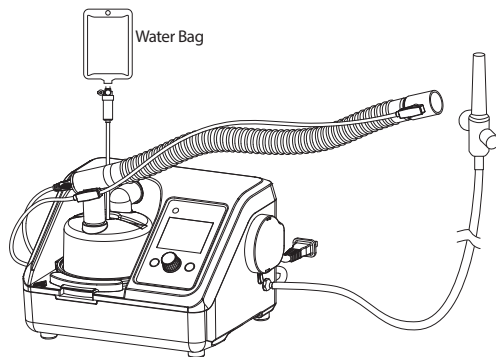

## Breathing Circuit Types

(22mm for Adult, 15mm for Pediatric)



### 510-049/050 Integrated Heated Breathing Circuit

Built-in temperature sensors on chamber & patient ends



### 510-090/091 Heated Breathing Circuit

Additional connection of temperature sensor cable