

JIMS-M01

Power:12-20W
 CCT: 2700K/3000K/4000K/5000K
 Beam Angle: 15°/28°/36°
 CRI: Ra > 80/Ra > 90/Ra > 95



100-105
 Dimension:D115*H35mm
JIMS-BL100




120-125
 Dimension:D132*H43mm
JIMS-BL120



100-105
 Dimension:D115*H24mm
JIMS-DL100



120-125
 Dimension:D132*H33.02mm
JIMS-DL120



Dimension:D120*H33.02mm
JIMS-DLT120



120x120
 Dimension:L136*W136*H34.8mm
JIMS-GL0111



255x120
 Dimension:L272*W136*H34.8mm
JIMS-GL0121



390x120
 Dimension:L408*W136*H34.8mm
JIMS-GL0131



Dimension:L132*W132*H150mm
JIMS-GL0313

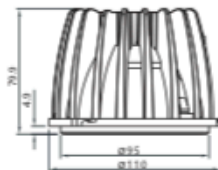


Dimension:L262*W132*H150mm
JIMS-GL0323



Dimension:L392*W132*H150mm
JIMS-GL0333

JIMS-M02



JIMS-M02

Power:20-28W
 CCT: 2700K/3000K/4000K/5000K
 Beam Angle: 15°/24°/40°/60°
 CRI: Ra > 80/Ra > 90/Ra > 95



145-155
 Dimension:D165*H47mm
JIMS-BL150



165-175
 Dimension:D198*H63mm
JIMS-BL175



200-210
 Dimension:D230*H72mm
JIMS-BL210



145-150
 Dimension:D165*H34.02mm
JIMS-DL150



170-175
 Dimension:D198*H41.02mm
JIMS-DL175




165x165
 Dimension:L185*W185*H45mm
JIMS-GL0211



350x165
 Dimension:L370*W185*H45mm
JIMS-GL0221



535x165
 Dimension:L555*W185*H45mm
JIMS-GL0231



Dimension:D135*W210
JIMS-DLT210