

File Edit View History Bookmarks Tools Help

K Data Finder - knoema.com x +

Knoema Corporation (US) https://knoema.com/datafinder

Search


knoema DATA PRODUCTS INSIGHTS Search Knoema Sign up free Log in

# Knoema Data Finder<sup>beta</sup>

No endless surfing, exporting, file transformations, or copying & pasting required. Use Data Finder to search and use Knoema's data collection right from your spreadsheet.

Compatible with Excel Windows.

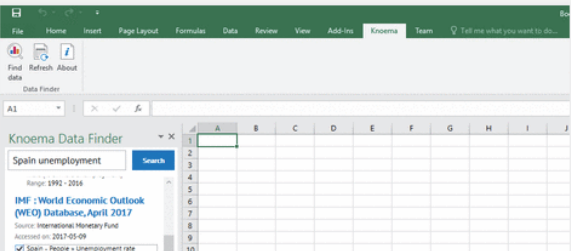
[GO PROFESSIONAL](#)



Watch The Video

## SEARCH

By opening the Knoema tab from the toolbar, you can begin searching for data. The results will be presented by source, listed as data series. Select any of interest to you to add directly to your sheet.

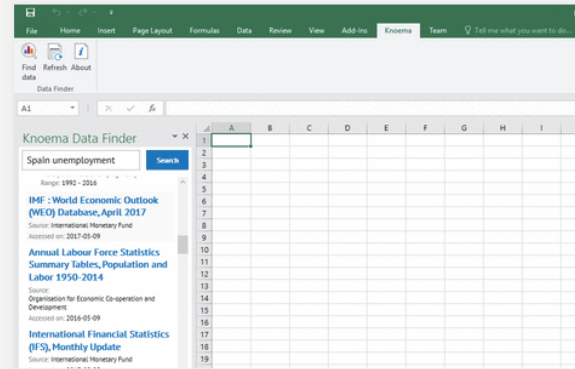


|    | A | B | C | D | E | F | G | H | I | J |
|----|---|---|---|---|---|---|---|---|---|---|
| 1  |   |   |   |   |   |   |   |   |   |   |
| 2  |   |   |   |   |   |   |   |   |   |   |
| 3  |   |   |   |   |   |   |   |   |   |   |
| 4  |   |   |   |   |   |   |   |   |   |   |
| 5  |   |   |   |   |   |   |   |   |   |   |
| 6  |   |   |   |   |   |   |   |   |   |   |
| 7  |   |   |   |   |   |   |   |   |   |   |
| 8  |   |   |   |   |   |   |   |   |   |   |
| 9  |   |   |   |   |   |   |   |   |   |   |
| 10 |   |   |   |   |   |   |   |   |   |   |

[Help](#)

## SEARCH

By opening the Knoema tab from the toolbar, you can begin searching for data. The results will be presented by source, listed as data series. Select any of interest to you to add directly to your sheet.



| Country | Subject  | Unit                         | 1980  | 1981  | 1982  | 1983  | 1984  | 1985  | 1986  | 1987  | 1988  | 1989  | 1990  | 1991  | 1992  |
|---------|--|------------------------------|-------|-------|-------|-------|-------|-------|-------|-------|-------|-------|-------|-------|-------|
| Spain   | Unemployment rate (Percent of total labor force) | Percent of total labor force | 11.01 | 13.76 | 15.77 | 17.22 | 19.94 | 21.31 | 20.91 | 20.22 | 19.24 | 17.24 | 16.24 | 16.31 | 18.31 |

| Series  | Dataset   | Source | Range           |
|---|---|--------|-----------------|
| <input type="checkbox"/> Europe & Central Asia > Spain - Labor & Social Protection > Unemployment > Unemployment, total (% of total labor force) (national estimate)    | World Development Indicators (WDI)  | WB     | 1969 - 2016     |
| <input type="checkbox"/> Europe & Central Asia > Spain - Labor & Social Protection > Unemployment > Unemployment, total (% of total labor force) (modeled ILO estimate) | World Development Indicators (WDI)  | WB     | 1995 - 2016     |
| <input type="checkbox"/> Spain - People > Unemployment rate (Percent of total labor force)  | IMF: World Economic Outlook (WEO) Database, April 2017                        | IMF    | 1980 - 2012     |
| <input type="checkbox"/> Spain - Labor Markets > Unemployment   | Annual Labour Force Statistics Summary Tables, Population and Labor 1950-2014 | OECD   | 1956 - 2014     |
| <input type="checkbox"/> Spain - Labor Markets > Unemployment   | International Financial Statistics (IFS), Hearing Update                      | IMF    | 1984M4 - 2017M2 |
| <input type="checkbox"/> Spain - Labor Markets > Unemployment Rate  | International Financial Statistics (IFS), Hearing Update                      | IMF    | 1984M4 - 2017M2 |
| <input type="checkbox"/> Spain - Labor Markets > Unemployment   | International Financial Statistics (IFS), Hearing Update                      | IMF    | 1984Q1 - 2016Q4 |
| <input type="checkbox"/> Spain - Labor Markets > Unemployment   | International Financial Statistics (IFS), Hearing Update                      | IMF    | 1984Q1 - 2016Q4 |

## FILTER DATA

Click to expand the sidebar to view additional details about each search result and use the filters. As on Knoema.com, the filters will sort the information by year, location, source, and more.



File Edit View History Bookmarks Tools Help

K Data Finder - knoema.com

Knoema Corporation (US) https://knoema.com/datafinder

information by year, location, source, and more.

17  Unemployment rate, male - Spain Labour market - cities and greater cities Eurostat 1995 - 2014  International Monetary Fund (IMF)

18  Unemployment rate, female - Spain Labour market - cities and greater cities Eurostat 1995 - 2014  United Nations Economic Commission for Europe (UNICEF)

19  Persons unemployed, total - Spain Labour market - functional urban areas Eurostat 1995 - 2014  Multiple Sources (71)

20  Spain - Unemployment - Million euro Expenditure main results Eurostat 1990 - 2014  Knoema (37)

21  Persons unemployed, female - Spain Labour market - functional urban areas Eurostat 1995 - 2014  World Bank (37)

22  Spain - Unemployment - Euro per inhabitant Expenditure main results Eurostat 1990 - 2014  See more

23  Spain - Unemployment - Percentage of total benefits Expenditure main results Eurostat 1990 - 2014

24  Spain - Unemployment - Percentage of total expenditure Expenditure main results Eurostat 1990 - 2014

25  Spain - Unemployment - Million units of national currency Expenditure main results Eurostat 1990 - 2014

26

27

28

29

30

31

Region:  Spain (5581)

Data frequency:  Annual (5256)

Insert

Powered by Knoema

## EASY TO UPDATE

With 'refresh' you may update the data in your sheet to avoid time-consuming efforts to check for updates for each individual data series and re-import data.

Find Refresh About data

Data Finder

AS X ✓ Italy

Knoema Data Finder

spain unemployment Search

Economic Outlook No 100 - November 2016

Source: Organisation for Economic Co-operation and Development

Accessed on: 2017-02-17

Spain - Labour markets - Unemployment, level Range: 1970Q3 - 2016Q4

Spain - Labour markets - Unemployment rate Range: 1970Q3 - 2016Q4

Spain - Labour markets - Unemployment, level Range: 1977 - 2016

Spain - Labour markets - Unemployment rate Range: 1977 - 2016

Spain - Supply stock - Difference of man and unemployment rate Range: 1983 - 2016

Spain - Supply stock - NAKRU - Equilibrium unemployment rate Range: 1983 - 2016

Spain - Household sector accounts - Wages, value Range: 1960Q1 - 2016Q4

Spain - Labour markets - Total employment

| Dataset                                     | Source   | Unit               | 2011  | 2012  | 2013  | 2014 |
|---|--|--------------------|-------|-------|-------|------|
| 1 Dataset: IMF World Economic Outlook (WEO) | 2 Source: International Monetary Fund            | 3 Country: Subject | 2011  | 2012  | 2013  | 2014 |
| 4 Spain                                     | Unemployment rate (Percent of total labor force) |                    | 21.40 | 24.80 | 26.10 | 24   |
| 5 Italy                                     |  |                    |       |       |       |      |

GO PROFESSIONAL

knoema



? Help

|   |    |
|---|----|
| <input type="checkbox"/> Range: 1970Q3 - 2018Q4                           | 10 |
| <input type="checkbox"/> Spain - Labour markets = Unemployment rate       | 11 |
| <input type="checkbox"/> Range: 1970Q3 - 2018Q4                           | 12 |
| <input type="checkbox"/> Spain - Labour markets = Unemployment rate       | 13 |
| <input type="checkbox"/> Range: 1977 - 2018                               | 14 |
| <input type="checkbox"/> Spain - Labour markets = Unemployment rate       | 15 |
| <input type="checkbox"/> Range: 1977 - 2018                               | 16 |
| <input type="checkbox"/> Spain - Supply block = Difference of natu and    | 17 |
| <input type="checkbox"/> unemployment rate                                | 18 |
| <input type="checkbox"/> Range: 1983 - 2018                               | 19 |
| <input type="checkbox"/> Spain - Supply block = NARRU - Equilibrium       | 20 |
| <input type="checkbox"/> unemployment rate                                | 21 |
| <input type="checkbox"/> Range: 1983 - 2018                               | 22 |
| <input type="checkbox"/> Spain - Household sector accounts = Wages, value |    |
| <input type="checkbox"/> Range: 1992Q1 - 2015Q4                           |    |
| <input type="checkbox"/> Spain - Labour markets = Total employment        |    |

GO PROFESSIONAL

# knoema



Knoema is the most comprehensive source of global decision-making data in the world. Our tools allow individuals and organizations to discover, visualize, model, and present their data and the world's data to facilitate better decisions and better outcomes.

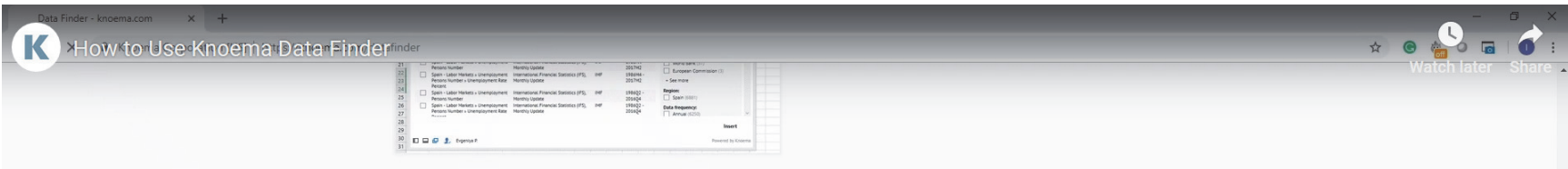
- KNOEMA**
- About
- Products
- Contact

- FOR USERS**
- Sign Up Free
- Help

- LEGAL**
- Terms of Use
- Privacy Policy

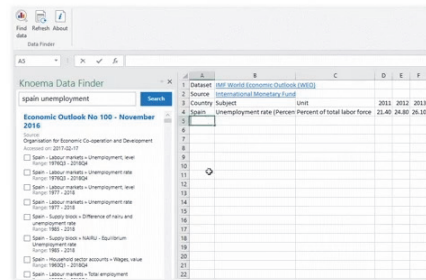
### NEWSLETTER SUBSCRIPTION

SUBSCRIBE



### Easy to update

New "Refresh" function will allow you to update and add data from one source.



[Try Now](#)

## knoema


Knoema is the most comprehensive source of global decision-making data in the world. Our tools allow individuals and organizations to discover, visualize, model, and present their data and the world's data to facilitate better decisions and better outcomes.



- KNOEMA**
- FOR USERS**
- LEGAL**
- About
- Sign Up Free
- Terms of Use
- Products
- Help
- Privacy Policy
- Contact

[MORE VIDEOS](#)

knoema-updates.s3.amazonaws.com/s3ce1AGdm/KnoemaDataFinder.exe



How to Use Knoema Data Finder

| Country | Source                             | Date        |
|---------|------------------------------------|-------------|
| Spain   | World Bank Global Economic Monitor | 1990 - 2014 |
| Spain   | World Bank Global Economic Monitor | 1990 - 2014 |
| Spain   | World Bank Global Economic Monitor | 1990 - 2014 |
| Spain   | World Bank Global Economic Monitor | 1990 - 2014 |
| Spain   | World Bank Global Economic Monitor | 1990 - 2014 |
| Spain   | World Bank Global Economic Monitor | 1990 - 2014 |
| Spain   | World Bank Global Economic Monitor | 1990 - 2014 |
| Spain   | World Bank Global Economic Monitor | 1990 - 2014 |
| Spain   | World Bank Global Economic Monitor | 1990 - 2014 |
| Spain   | World Bank Global Economic Monitor | 1990 - 2014 |

### Easy to update

New "Refresh" function will allow you to update and add data from one source.

| Country | Subject                     | Year | Value |
|---------|-----------------------------|------|-------|
| Spain   | Unemployment rate (Persons) | 2011 | 24.50 |
| Spain   | Unemployment rate (Persons) | 2012 | 24.10 |
| Spain   | Unemployment rate (Persons) | 2013 | 24.10 |
| Spain   | Unemployment rate (Persons) | 2014 | 24.10 |
| Spain   | Unemployment rate (Persons) | 2015 | 24.10 |
| Spain   | Unemployment rate (Persons) | 2016 | 24.10 |

Knoema Data Finder Setup

Knoema Data Finder

Install Cancel

## knoema



Knoema is the most comprehensive source of global decision-making data in the world. Our tools allow individuals and organizations to discover, visualize, model, and present their data and the world's data to facilitate better decisions and better outcomes.

- KNOEMA**
- FOR USERS**
- LEGAL**
- About
- Sign Up Free
- Terms of Use
- Products
- Help
- Privacy Policy
- Contact

MORE VIDEOS

Opening Knoema...\_svx

0:30 / 2:55

Show all

YouTube

How to Use Knoema Data Finder

| 21 | 22  | 23     | 24     | 25     | 26     | 27     | 28     | 29     | 30     | 31     |
|----|---|--------|--------|--------|--------|--------|--------|--------|--------|--------|
| 1  | 2015  | 2015Q4 | 2015   | 2015Q4 | 2015   | 2015Q4 | 2015   | 2015Q4 | 2015   | 2015Q4 |
| 2  | Economic Outlook No 100 - November  | OEICD  | 2015Q4 | 2015   | 2015Q4 | 2015   | 2015Q4 | 2015   | 2015Q4 | 2015Q4 |
| 3  | Spain - Unemployed under contracts  |        | 2015   | 2015   | 2015   | 2015   | 2015   | 2015   | 2015   | 2015   |
| 4  | Spain - Unemployed under contracts - Constant price of 2010=100                       |        | 2015   | 2015   | 2015   | 2015   | 2015   | 2015   | 2015   | 2015   |
| 5  | Spain - Unemployed under contracts - Total emp.                                       |        | 2015   | 2015   | 2015   | 2015   | 2015   | 2015   | 2015   | 2015   |
| 6  | Spain - Unemployed under contracts - Total emp. growth rate - Total employment growth |        | 2015   | 2015   | 2015   | 2015   | 2015   | 2015   | 2015   | 2015   |
| 7  | Spain - Unemployed under contracts - Total emp. growth rate - Total employment growth |        | 2015   | 2015   | 2015   | 2015   | 2015   | 2015   | 2015   | 2015   |
| 8  | Spain - Unemployed under contracts - Total emp. growth rate - Total employment growth |        | 2015   | 2015   | 2015   | 2015   | 2015   | 2015   | 2015   | 2015   |
| 9  | Spain - Unemployed under contracts - Total emp. growth rate - Total employment growth |        | 2015   | 2015   | 2015   | 2015   | 2015   | 2015   | 2015   | 2015   |
| 10 | Spain - Unemployed under contracts - Total emp. growth rate - Total employment growth |        | 2015   | 2015   | 2015   | 2015   | 2015   | 2015   | 2015   | 2015   |
| 11 | Spain - Unemployed under contracts - Total emp. growth rate - Total employment growth |        | 2015   | 2015   | 2015   | 2015   | 2015   | 2015   | 2015   | 2015   |
| 12 | Spain - Unemployed under contracts - Total emp. growth rate - Total employment growth |        | 2015   | 2015   | 2015   | 2015   | 2015   | 2015   | 2015   | 2015   |
| 13 | Spain - Unemployed under contracts - Total emp. growth rate - Total employment growth |        | 2015   | 2015   | 2015   | 2015   | 2015   | 2015   | 2015   | 2015   |
| 14 | Spain - Unemployed under contracts - Total emp. growth rate - Total employment growth |        | 2015   | 2015   | 2015   | 2015   | 2015   | 2015   | 2015   | 2015   |
| 15 | Spain - Unemployed under contracts - Total emp. growth rate - Total employment growth |        | 2015   | 2015   | 2015   | 2015   | 2015   | 2015   | 2015   | 2015   |
| 16 | Spain - Unemployed under contracts - Total emp. growth rate - Total employment growth |        | 2015   | 2015   | 2015   | 2015   | 2015   | 2015   | 2015   | 2015   |
| 17 | Spain - Unemployed under contracts - Total emp. growth rate - Total employment growth |        | 2015   | 2015   | 2015   | 2015   | 2015   | 2015   | 2015   | 2015   |
| 18 | Spain - Unemployed under contracts - Total emp. growth rate - Total employment growth |        | 2015   | 2015   | 2015   | 2015   | 2015   | 2015   | 2015   | 2015   |
| 19 | Spain - Unemployed under contracts - Total emp. growth rate - Total employment growth |        | 2015   | 2015   | 2015   | 2015   | 2015   | 2015   | 2015   | 2015   |
| 20 | Spain - Unemployed under contracts - Total emp. growth rate - Total employment growth |        | 2015   | 2015   | 2015   | 2015   | 2015   | 2015   | 2015   | 2015   |
| 21 | Spain - Unemployed under contracts - Total emp. growth rate - Total employment growth |        | 2015   | 2015   | 2015   | 2015   | 2015   | 2015   | 2015   | 2015   |
| 22 | Spain - Unemployed under contracts - Total emp. growth rate - Total employment growth |        | 2015   | 2015   | 2015   | 2015   | 2015   | 2015   | 2015   | 2015   |
| 23 | Spain - Unemployed under contracts - Total emp. growth rate - Total employment growth |        | 2015   | 2015   | 2015   | 2015   | 2015   | 2015   | 2015   | 2015   |
| 24 | Spain - Unemployed under contracts - Total emp. growth rate - Total employment growth |        | 2015   | 2015   | 2015   | 2015   | 2015   | 2015   | 2015   | 2015   |
| 25 | Spain - Unemployed under contracts - Total emp. growth rate - Total employment growth |        | 2015   | 2015   | 2015   | 2015   | 2015   | 2015   | 2015   | 2015   |
| 26 | Spain - Unemployed under contracts - Total emp. growth rate - Total employment growth |        | 2015   | 2015   | 2015   | 2015   | 2015   | 2015   | 2015   | 2015   |
| 27 | Spain - Unemployed under contracts - Total emp. growth rate - Total employment growth |        | 2015   | 2015   | 2015   | 2015   | 2015   | 2015   | 2015   | 2015   |
| 28 | Spain - Unemployed under contracts - Total emp. growth rate - Total employment growth |        | 2015   | 2015   | 2015   | 2015   | 2015   | 2015   | 2015   | 2015   |
| 29 | Spain - Unemployed under contracts - Total emp. growth rate - Total employment growth |        | 2015   | 2015   | 2015   | 2015   | 2015   | 2015   | 2015   | 2015   |
| 30 | Spain - Unemployed under contracts - Total emp. growth rate - Total employment growth |        | 2015   | 2015   | 2015   | 2015   | 2015   | 2015   | 2015   | 2015   |
| 31 | Spain - Unemployed under contracts - Total emp. growth rate - Total employment growth |        | 2015   | 2015   | 2015   | 2015   | 2015   | 2015   | 2015   | 2015   |

### Easy to update

New "Refresh" function will allow you to update and add data from one source.

| 1 | 2                                   | 3     | 4    | 5    | 6    | 7    |
|---|-------------------------------------|-------|------|------|------|------|
| 1 | Spain unemployment                  |       |      |      |      |      |
| 2 | Economic Outlook No 100 - November  | OEICD | 2015 | 2015 | 2015 | 2015 |
| 3 | Spain - Unemployment rate (Persons) |       | 2011 | 2012 | 2013 | 2014 |
| 4 | Spain - Unemployment rate (Persons) |       | 2011 | 2012 | 2013 | 2014 |
| 5 | Spain - Unemployment rate (Persons) |       | 2011 | 2012 | 2013 | 2014 |
| 6 | Spain - Unemployment rate (Persons) |       | 2011 | 2012 | 2013 | 2014 |
| 7 | Spain - Unemployment rate (Persons) |       | 2011 | 2012 | 2013 | 2014 |

Knoema Data Finder Setup

**Knoema Data Finder**

Setup Progress

Processing: Initializing...

Cancel

# knoema



Knoema is the most comprehensive source of global decision-making data in the world. Our tools allow individuals and organizations to discover, visualize, model, and present their data and the world's data to facilitate better decisions and better outcomes.

- KNOEMA**
- FOR USERS**
- LEGAL**
- About
- Sign Up Free
- Terms of Use
- Products
- Help
- Privacy Policy
- Contact

MORE VIDEOS



Show all

0:32 / 2:55

YouTube



How to Use Knoema Data Finder

| Country | Source   | Date      |
|---------|--|-----------|
| Spain   | International Monetary Fund (IMF) World Economic Outlook | 2011-2013 |
| Spain   | International Monetary Fund (IMF) World Economic Outlook | 2011-2013 |
| Spain   | International Monetary Fund (IMF) World Economic Outlook | 2011-2013 |

### Easy to update

New "Refresh" function will allow you to update and add data from one source.

| Country | Source   | Date      |
|---------|--|-----------|
| Spain   | International Monetary Fund (IMF) World Economic Outlook | 2011-2013 |
| Spain   | International Monetary Fund (IMF) World Economic Outlook | 2011-2013 |
| Spain   | International Monetary Fund (IMF) World Economic Outlook | 2011-2013 |

Knoema Data Finder Setup

**Knoema Data Finder**

Setup Progress

Processing: Knoema Data Finder

Cancel

## knoema



Knoema is the most comprehensive source of global decision-making data in the world. Our tools allow individuals and organizations to discover, visualize, model, and present their data and the world's data to facilitate better decisions and better outcomes.

- KNOEMA**
- FOR USERS**
- LEGAL**
- About
- Sign Up Free
- Terms of Use
- Products
- Help
- Privacy Policy
- Contact

MORE VIDEOS

0:32 / 2:55

YouTube



Data Finder - knoema.com

# How to Use Knoema Data Finder

| 21 | 22  | 23   | 24                                 | 25   | 26     | 27         | 28 | 29 | 30 | 31 |
|----|---|------|------------------------------------|------|--------|------------|----|----|----|----|
|    | Open - Household sector accounts - Composition of Household Wages | 2016 | Economic Outlook No 100 - November | OECD | 2016Q1 | 2017-11-04 |    |    |    |    |
|    | Open - Labor market - Total emp                                   | 2016 | Economic Outlook No 100 - November | OECD | 2016Q1 | 2016-11-04 |    |    |    |    |
|    | Open - Labor market - Total employment growth                     | 2016 | Economic Outlook No 100 - November | OECD | 2016Q1 | 2016-11-04 |    |    |    |    |
|    | Open - Labor market - Labor force                                 | 2016 | Economic Outlook No 100 - November | OECD | 2016Q1 | 2017-11-04 |    |    |    |    |

```

C:\WINDOWS\Installer\MSIE468.tmp
Microsoft (R) .NET Framework Installation utility Version 4.7.2558.0
Copyright (C) Microsoft Corporation. All rights reserved.

Running Commit phase of non-transactional install.
Committing assembly 'C:\Program Files (x86)\Knoema Corporation\Knoema Data Finder Excel Add-in\Knoema.ExcelAddin.Installer.dll'.
Affected parameters are:
  action = commit
  assemblypath = C:\Program Files (x86)\Knoema Corporation\Knoema Data Finder Excel Add-in\Knoema.ExcelAddin.Installer.dll
  logfile = C:\Program Files (x86)\Knoema Corporation\Knoema Data Finder Excel Add-in\Knoema.ExcelAddin.Installer.Installlog
  installtype = notransaction
  
```

|                                      | C     | D     | E     | F     |
|--------------------------------------|-------|-------|-------|-------|
| 2011                                 | 2012  | 2013  | 2014  | 2015  |
| Percent Percent of total labor force | 22.40 | 24.80 | 26.10 | 24.80 |
| Percent Percent of total labor force | 8.30  | 10.68 | 12.12 | 11.10 |

## knoema



Knoema is the most comprehensive source of global decision-making data in the world. Our tools allow individuals and organizations to discover, visualize, model, and present their data and the world's data to facilitate better decisions and better outcomes.

- KNOEMA**
- FOR USERS**
- LEGAL**
- About
- Sign Up Free
- Terms of Use
- Products
- Help
- Privacy Policy
- Contact

MORE VIDEOS