


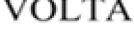








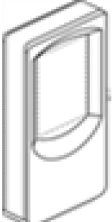



TM Profile - Logo	Application Number	Application Date	Reg. / Grant number	Reg. / Grant date
	90/200,686	Sep-22-2020		
	88/430,289	May-14-2019	5,920,116	Nov-26-2019
	85/043,286	May-20-2010	3,900,387	Jan-04-2011
	88/430,280	May-14-2019	6,093,747	Jul-07-2020
	90/511,648	Feb-04-2021		
	90/511,662	Feb-04-2021		

TM Profile - Logo	Application Number	Application Date	Reg. / Grant number	Reg. / Grant date
	90/511,674	Feb-04-2021		
	90/511,656	Feb-04-2021		
VOLTA CHARGING	88/430,283	May-14-2019	6,093,748	Jul-07-2020
	90/511,680	Feb-04-2021		
VOLTA FLEET	90/514,309	Feb-05-2021		

TM Profile - Logo	Application Number	Application Date	Reg. / Grant number	Reg. / Grant date
	90/514,222	Feb-05-2021		
	88/457,645	Jun-03-2019	6,093,831	Jul-07-2020
	88/682,794	Nov-06-2019		
	90/514,234	Feb-05-2021		
	87/662,696	Oct-27-2017	5,791,364	Jul-02-2019

TM Profile - Logo	Application Number	Application Date	Reg. / Grant number	Reg. / Grant date
	87/662,716	Oct-27-2017	5,791,366	Jul-02-2019