

# STORAGE SHELVING





# Expose Your Shelf.

Only the best endcaps have what it takes to make an impression on your customers.

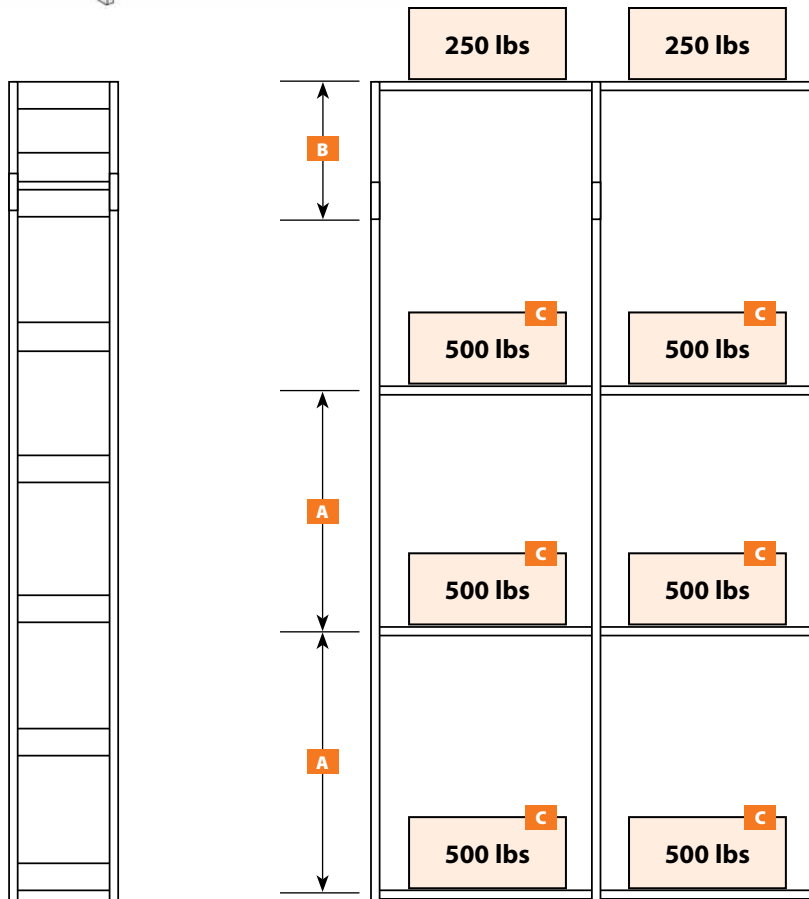
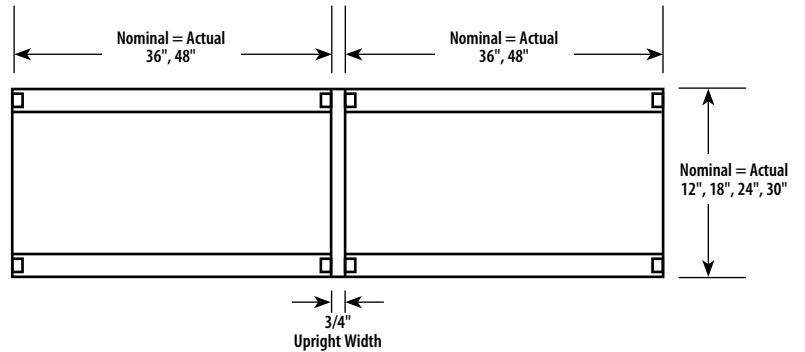
Learn more about endcap best practices at  
[www.madixinc.com/endcaps](http://www.madixinc.com/endcaps)



Texas 500 Airport Road, Terrell, TX 75160 | 1010 South Bolton Street, Jacksonville, TX 75766  
Alabama 20984 Alabama Hwy 9, Goodwater, AL 35072

## Steel Storage

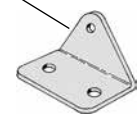
Madix Steel Storage Shelving is the answer to many storage needs. It is ideally suited to store garments, auto parts, general merchandise, and industrial goods. It is easy to assemble, strong, durable and the shelves are easily adjustable. Uprights, braces, anchor plates, and clips are constructed from galvanized steel. Shelves are available in all steel, wood/steel combination, and wire.



- B Extension Connector Rating**  
250 lbs per section, at or above connector
- C Shelf Rating**  
500 lbs per shelf, all sizes

Maximum Vertical Shelf Spacing <b>A</b>	Upright Frame Capacity per section 12" - 24"	Upright Frame Capacity per section 30"
30"	3000 lbs	2100 lbs
45"	2375 lbs	1660 lbs
60"	1450 lbs	1015 lbs

**NOTE!**  
To preclude overturning, each upright must be anchored to the floor using the SLDLP Anchor Plate.





## Steel Storage Shelving Uprights

- Heavy-gauge upright constructed of galvanized steel upright channel and galvanized front to rear ties
- Exclusive slot design resists shipping and handling damage and ensures positive shelf fit and ease of installation
- Shelf adjustment is 2" (51 mm) OC
- Cross bracing required
- Standard finishes: Galvanized

### SLDU-(ND)(NH)

- SLD..... Steel Storage Shelving
- U..... Upright
- ND..... Nominal Depth 12" to 30" in 6" increments (305 mm to 762 mm in 152 mm increments)
- NH..... Nominal Height 48", 60", 72", 84", 96", or 120" (1219 mm, 1524 mm, 1829 mm, 2134 mm, 2438 mm, or 3048 mm)



**NOTE!**  
Unit height cannot exceed 6 times the depth.

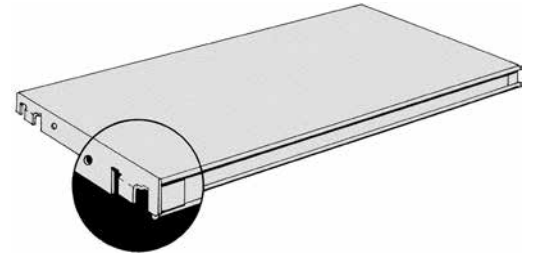
Maximum Vertical Shelf Spacing	Upright Frame Capacity per section 12" - 24"	Upright Frame Capacity per section 30"
30"	3000 lbs	2100 lbs
45"	2375 lbs	1660 lbs
60"	1450 lbs	1015 lbs

## Steel Storage Shelves

- Exclusive projected tab-design drops into upright slotting for ease of installation and removal
- Load capacity for SLDS-(NW)(ND) 500 lbs
- Standard finishes: Sahara or Blue Gray

### SLDS(OPT)-(NW)(ND)

- SLDS..... Steel Storage Shelves
- OPT..... H=Extra Hat  
Blank=Standard
- NW..... Nominal Width 36" or 48" (914 mm or 1219 mm)
- ND..... Nominal Depth 12", 15", 18", or 24" (305 mm, 381 mm, 454 mm, or 606 mm)



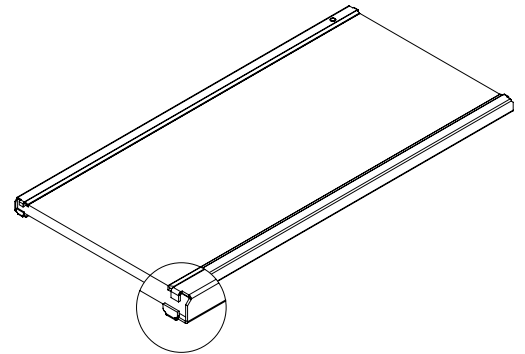
Depth	Maximum Load Capacity per Shelf
12"	500 lbs
18"	500 lbs
24"	500 lbs
30"	350 lbs

## Steel Storage Wood Shelves

- High density, 5/8" (16 mm) thick particle board for durability and strength
- Moisture-resistant coating
- Galvanized channel front and rear with integral hooks
- Regular-duty has 3/4" x 3/4" (19 mm x 19 mm) channel
- Heavy-duty has 1 1/4" x 3/4" (32 mm x 19 mm) channel

### SLDSW(OPT)-(NW)(ND)

- SLDSW..... Steel Storage Shelves Wood
- OPT..... RD=Regular-Duty  
HD=Heavy-Duty
- NW..... Nominal Width 36" or 48" (914 mm or 1219 mm)
- ND..... Nominal Depth 12" to 30" in 6" increments (305 mm to 762 mm in 152 mm increments)

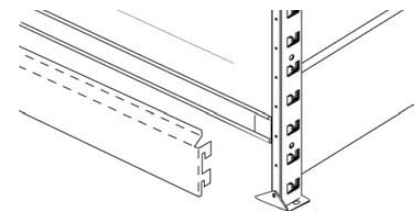


Depth	Maximum Load Capacity per Regular-Duty Shelf	Maximum Load Capacity per Heavy-Duty Shelf
12"	500 lbs	600 lbs
18"	500 lbs	600 lbs
24"	500 lbs	600 lbs
30"	350 lbs	450 lbs

## Steel Storage Shelving Kickplate

### SLDK(NW)(NH)

- SLD..... Steel Storage Shelving
- K..... Kickplate
- NW..... Nominal Width 36" or 48" (914 mm, 1219 mm)
- NH..... Nominal Height 4" (102 mm)

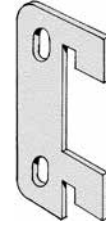


### Steel Storage Shelving Basic Upright Clip

- Create end cap displays on SLD shelving runs by securing a Maxi Wall section to end SLD Uprights with attachment clip
- Galvanized finish
- Pack of 4

### SLDU-BUCLIP

SLDU ..... Steel Storage Shelving  
BUCLIP ..... Basic Upright Clip

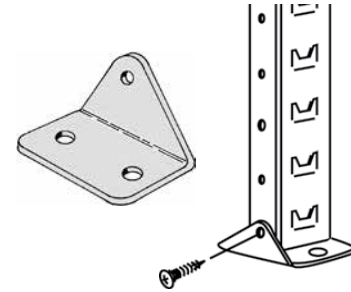


### Steel Storage Shelving Anchor Plate

- Secure SLD Uprights to floor when local building codes require anchoring
- Order two anchor plates per upright
- Galvanized finish

### SLDLP-GAL

SLDLP ..... Steel Storage Shelving Anchor Plate  
GAL ..... Galvanized

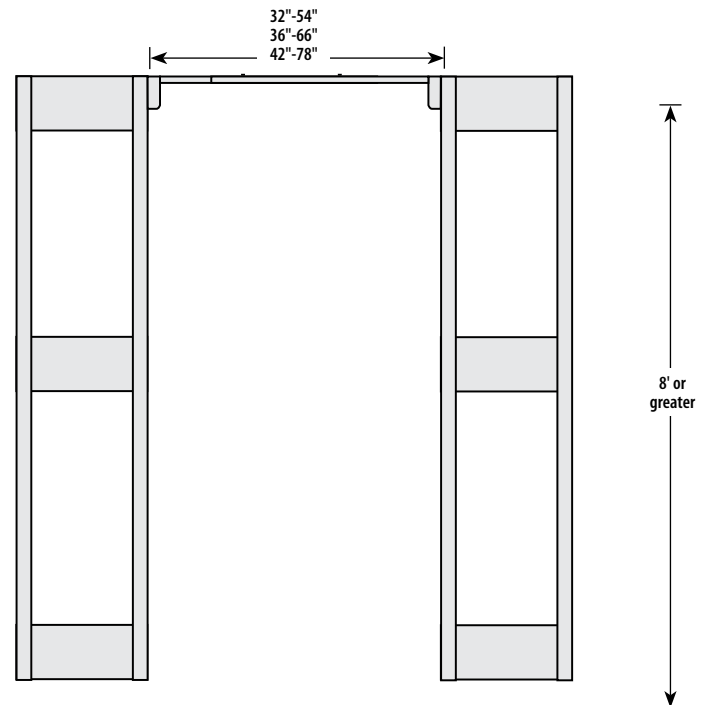
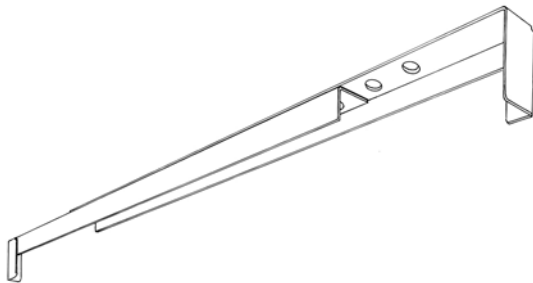


### Steel Storage Shelving Adjustable Spanner

- Brace tall and narrow uprights for additional stability
- Spanner attaches to shelving uprights
- Adjustable from:
  - 32" to 54" (813 mm to 1372 mm)
  - 36" to 66" (914 mm to 1676 mm)
  - 42" to 78" (1067 mm to 1981 mm)
- Two-piece unit comes complete with all necessary hardware

### SLDAS-(OPT)

SLD ..... Steel Storage Shelving  
AS ..... Adjustable Spanner  
OPT ..... 3254  
3666  
4278

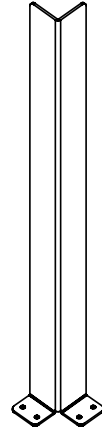


## Steel Storage Shelving Upright Floor Guard

- Hardware pack included
- Galvanized steel

### SLDUFG(NH)

SLD..... Steel Storage Shelving  
 UFG..... Upright Floor Guard  
 NH..... Nominal Height 24" or 28"  
 (610 mm or 711 mm)

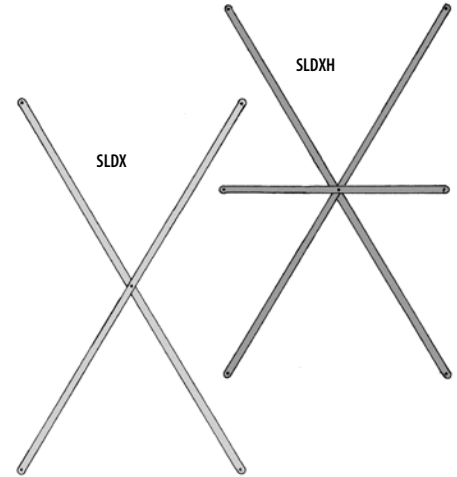


## Steel Storage Shelving Cross Bracing

- Cross braces required on first and last sections of runs and every fourth section between— see example below
- Back-to-back runs can share braces if uprights are connected
- Factory assembled
- Determine order quantity by chart below
- Includes mounting hardware
- Galvanized finish

### SLD(TYPE)-(NW)(NH)

SLD..... Steel Storage Shelving  
 TYPE..... X=Light-Duty  
               XH=Heavy-Duty  
 NW..... Nominal Section Width  
           36" or 48" (914 mm or 1219 mm)  
 NH..... Nominal X Brace Height  
           36", 48", or 72"  
           (914 mm, 1219 mm, or 1829 mm)



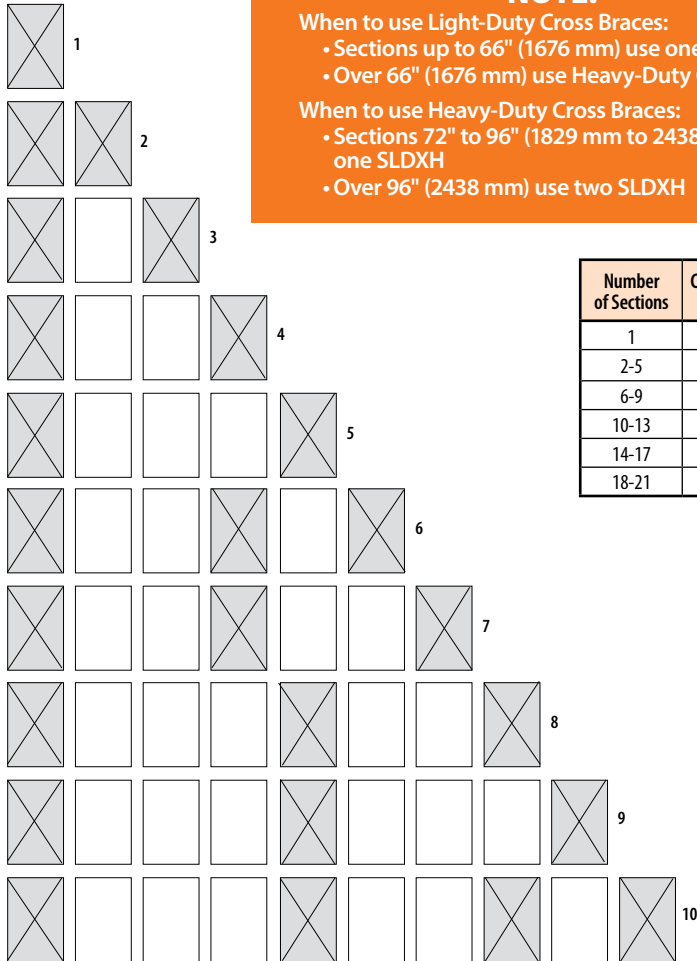
**NOTE!**

**When to use Light-Duty Cross Braces:**

- Sections up to 66" (1676 mm) use one SLDX
- Over 66" (1676 mm) use Heavy-Duty Cross Brace

**When to use Heavy-Duty Cross Braces:**

- Sections 72" to 96" (1829 mm to 2438 mm) use one SLDXH
- Over 96" (2438 mm) use two SLDXH



Number of Sections	Cross Braces Required
1	1
2-5	2
6-9	3
10-13	4
14-17	5
18-21	6

Number of cross braces required for Steel Storage runs

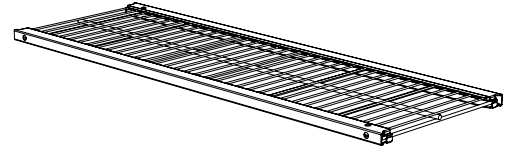
## Optional Accessories

### Steel Storage Shelving Wire Mesh Shelf

- Load capacity 500 lbs, evenly distributed
- Standard finish: Dove Gray  
Front and rear channels: Galvanized

#### SLDWMS(NW)(ND)

- SLD ..... Steel Storage Shelving  
WMS ..... Wire Mesh Shelf  
NW ..... Nominal Width 24", 36", or 48"  
(610 mm, 914 mm, or 1219 mm)  
ND ..... Nominal Depth 12", 18", or 24"  
(305 mm, 457 mm, or 610 mm)

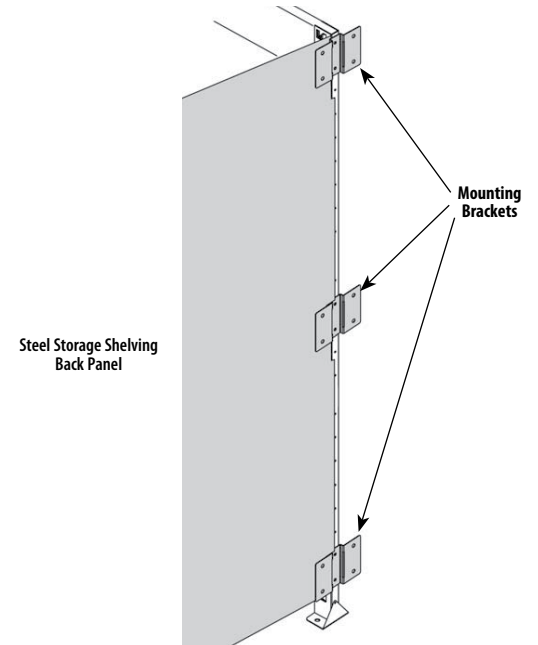


### Steel Storage Shelving Back-Wood

- Unfinished hardboard panel fits between uprights on back-to-back runs
- Mounting clips available separately for single sided applications

#### SLDBW(NW)(NH)

- SLD ..... Steel Storage Shelving  
BW ..... Back-Wood  
NW ..... Nominal Width 36" or 48"  
(914 mm or 1219 mm)  
NH ..... Nominal Height 48", 60", 72", 84", or 96"  
(914 mm, 1524 mm, 1829 mm, 2134 mm, or 2438 mm)



### Steel Storage Shelving Back Retainer Hardware Pack

- Pack of 6 clips and fasteners

#### SLDBWHWD6

- SLD ..... Steel Storage Shelving  
BWHWD ..... Back Retainer Hardware  
6 ..... 6 Pack

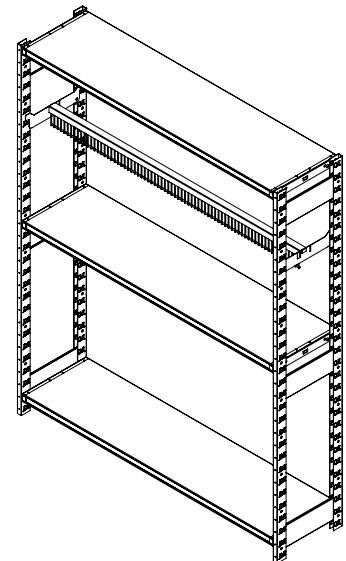
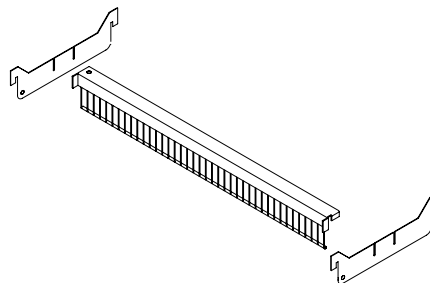
### Steel Storage Shelving Product Holder

- Used for hanging merchandise such as belts and hoses



#### SLDPH(NW)(ND)

- SLD ..... Steel Storage Shelving  
PH ..... Product Holder  
NW ..... Nominal Width 3' or 4'  
(914 mm or 1219 mm)  
ND ..... Nominal Depth 12" or 18"  
(305 mm or 457 mm)

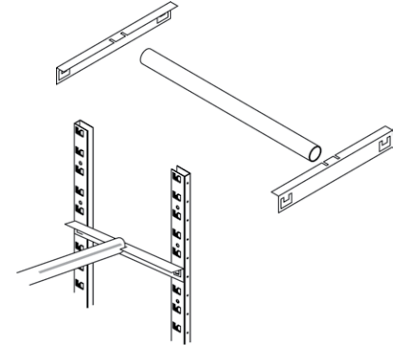


## Steel Storage Shelving Hangrod Assembly

- Light Duty Hangrod Assembly adapts to uprights of Steel Storage Shelving to utilize hanging capabilities
- Painted brackets, chrome rod
- No hardware required
- Hangrod diameter = 1¼" (32 mm)
- Load capacity 200 lbs

### SLDHRA-(NW)(ND)

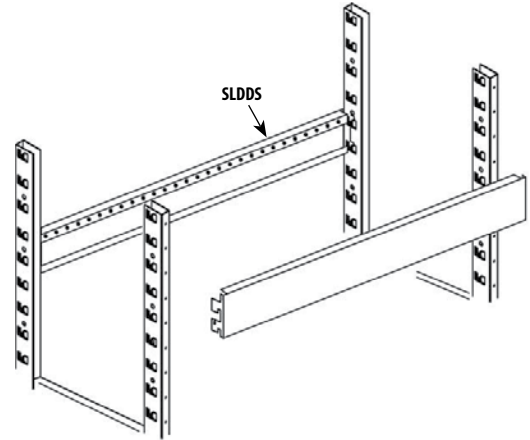
SLD..... Shelving Light Duty  
 HRA..... Hangrod Assembly  
 NW..... Nominal Width  
 36" or 48" (914 mm or 1219 mm)  
 ND..... Nominal Depth  
 12" to 30" in 6" increments  
 (305 mm to 762 mm in 152 mm increments)



## Steel Storage Shelving Divider Shelf

### SLDDS(OPT)-(NW)

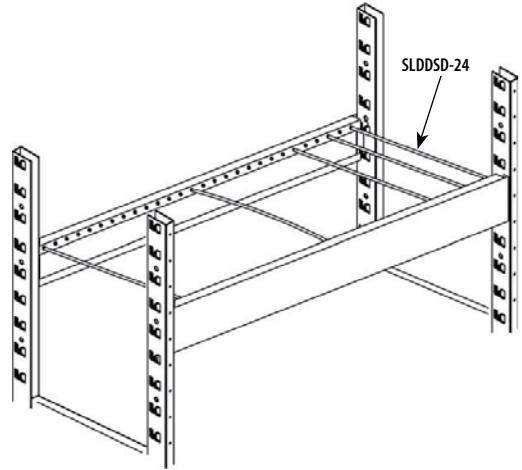
SLD..... Steel Storage Shelving  
 DS..... Divider Shelf  
 OPT..... S=Single Channel  
 Blank=2 Channel  
 NW..... Nominal Width 36", 48", or 49"  
 (914 mm, 1219 mm, or 1245 mm)



## Steel Storage Shelving Divider Shelf Divider

### SLDSD-24

SLD..... Steel Storage Shelving  
 DSD..... Divider Shelf Divider  
 24..... 24" (610 mm)

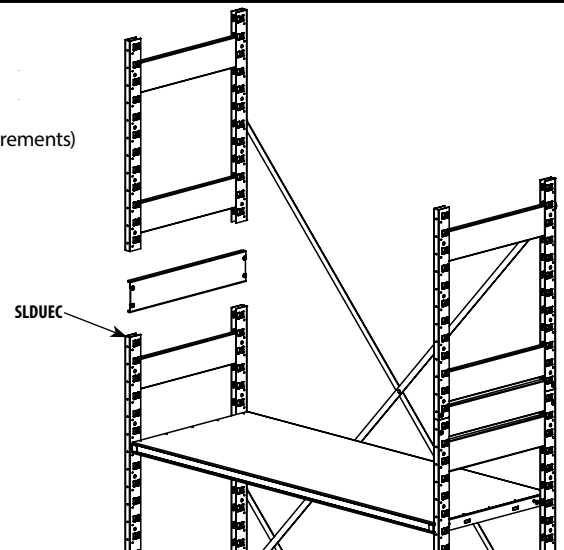


## Steel Storage Shelving Extension Upright Connector

- Connects SLD Extension Upright to SLD upright
- Hardware pack included
- Galvanized finish

### SLDUEC-(ND)

SLD..... Steel Storage Shelving  
 UEC..... Upright Extension Connector  
 ND..... 12" to 30" in 6" increments  
 (305 mm to 762 mm in 152 mm increments)





## Mobile Storage System

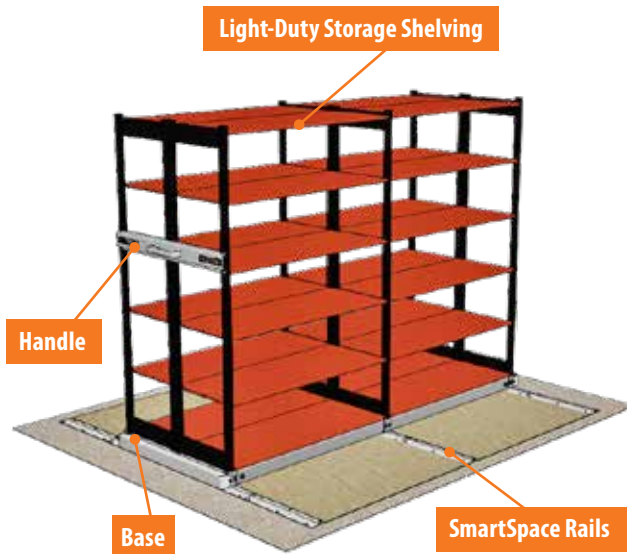
Madix's Mobile Storage Systems create high-density storage while maintaining easy access to inventory. Retailers can reduce operating costs and conserve valuable floor space to maximize their front-room display area without increasing their overall store size. Montel, a world leader in mobile storage solutions and Madix's strategic partner, provides systems that range from the basic "SmartSpace" manual carriage to fully powered systems. Specially engineered systems are also available, so storage capacity is virtually unlimited. For ordering information, please contact your Madix sales consultant.

### SmartSpace Solution

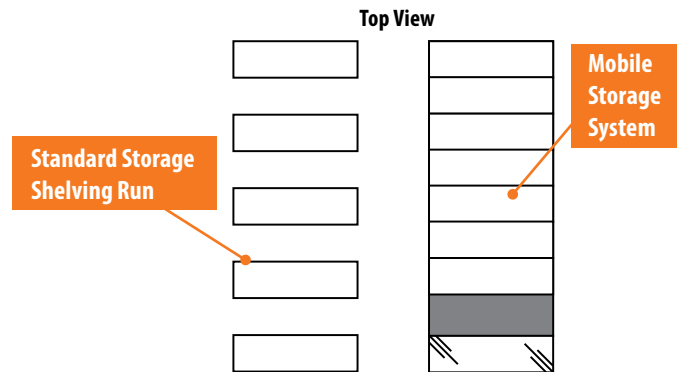
Choose from Madix's complete line of storage products, including Steel Light-Duty Storage Shelving, Post and Rail Storage Shelving, Wide Span, or Pallet Rack (depending upon requirements).



Optional Mechanical Assist for heavy-duty applications.



Backroom Example:



**Maximize Backroom Storage Capacity Without Increasing Your Footprint**

## Typical Equipment

Features and specifications below are typical to SmartSpace manual carriage systems.

### Base

Precision engineered and dimensioned to fit Madix Storage Equipment. The 3"H (76mm) base features dual flanged steel wheels with a spherical surface to match rails and permanently lubricated and shielded bearings. Standard load capacity is 2,000 lbs per bay; dimensions to 24'L and 4'W.

### Rails

Galvanized rails resist corrosion and feature easily cleaned profile – no grooves to collect debris. Alignment connectors provided at rail joints.

### Bumper

Carriages include rubber stop bumpers.


### Brakes

Carriages include manual, anti-drift brake system with easy activation and de-activation.

## Anti-Tip Options

### Overhead

Mounted to shelving with tubular guide rod and wall supports.



### Floor Mount

Features carriage-mounted system and special floor-mounted rail.



**Prices** All prices are subject to change without notice. Every effort will be made to give advance notice of any increase through notification from the home office. The customer will receive an acknowledgement showing prevailing prices at the time the order is processed. State or other sales or use taxes, freight and surcharges will be charged when applicable. Freight quotes may be provided based upon information available at time of quote, but are not guaranteed. Active freight charges will be billed if applicable. When market conditions dictate, a surcharge may be implemented. All quotations automatically expire at the end of 30 days.

**Terms** Cash in advance prior to production or net 30 days if open account status is approved by Madix Credit Department. MasterCard, Visa, and American Express are accepted.

**Acceptance** All orders, contracts, and agreements are subject to Madix's acceptance and approval. Madix shall not be liable for any delay in the performance of any order, contract, in the delivery of any goods, or for any damages resulting from such delay, when such delay is directly or indirectly caused by or due to fire, flood, accident, riot, act of God, war, governmental decree or order, strike, labor difficulties, shortage of labor, fuel, power, material or supplies, transportation delay or any other delay or causes (whether or not similar to any of those herein before specified) beyond our reasonable control. Order acceptance will be per the conditions and terms outlined in Madix's acknowledgement. Mailing of the acknowledgement will signify Madix's acceptance of the order.

**Minimum Charge** Orders are subject to a minimum charge of \$50.00 net (merchandise only) per shipping destination.

**Changes and Cancellations** Customer requested changes and cancellations are subject to approval by Madix. Every reasonable effort will be made to accommodate these requests without additional cost to the customer. Any manufacturing or engineering costs incurred will be charged to the customer. Orders produced and delayed for more than one week may incur charges for demurrage, unloading, or other storage costs. Madix will advise customers of the estimated charges at the time changes or cancellations are made.

**Shipments** Method and route of shipment are at Madix's discretion unless Madix is furnished with complete shipping instructions at least ten (10) days before the scheduled shipping date. Freight is FOB/EXW Madix shipping point.

**Freight Claims** For common carrier shipments, claims must be made directly with the carrier by the recipient. Listed are the types of losses which may occur, and your responsibility in handling them:

**Loss of Freight:** It is the receiver's responsibility to count the freight at the time of delivery. Any exception must be noted on the carrier's delivery receipt at time of delivery.

**Damage of Freight:** As with a loss of freight, damage of freight must be noted on the carrier's delivery receipt at the time of delivery. It is the receiver's responsibility to make sure that the freight is inspected for visible damage and that the number of pieces damaged is marked on the carrier's delivery receipt. Failure to note visible damage at the time of delivery will result in non-payment of a damage freight claim. Salvage must be held for the carrier.

**Concealed Damage:** If goods are received in apparently good condition but there is concealed damage, it is the customer's responsibility to contact your Madix Service Representative within 15 calendar days from delivery. Customer must keep the product and the packaging so that an inspection may be conducted by the carrier. Failure to handle a concealed damage claim in this manner could greatly reduce the amount recovered from the carrier.

**Returned Goods** Returned Goods requests must be submitted to Madix, Inc. within 60 days after receipt of product. Authorization must be in writing on Madix's RGA (Return Goods Authorization) form. Goods must be received within 30 days of RGA issue date for credit. Customer is responsible for delivery of authorized returns to Madix designated location in condition originally received. Only Code A products finished in returnable colors as indicated on the finish policy pages will be considered for return, and only items in unused, in resalable condition, and in the original packaging. No special size, color, or specially manufactured parts or products are eligible for return unless sent to the customer as the result of an error by Madix. Only merchandise listed on the RGA will be accepted for conditional return. Credit will not be issued for that portion of merchandise that is not considered resalable. A handling and restocking charge of 25% of the invoice price will be charged for all approved returns. Submit requests to your Madix Sales Representative or Customer Service Department prior to returning any merchandise. All returns must be have the customer name and Madix RGA number prominently displayed on each package. Product to be shipped prepaid at customer's expense unless prior approval has been received from an authorized Madix Representative.

**Warranty** We warrant to the original purchaser that all products manufactured by Madix are free from defects in material and workmanship. This warranty is invalid if products or parts are modified or used in a manner other than the intended purpose. Our obligation under this warranty is limited to repairing or replacing of any part or parts which shall, within one (1) year after delivery to the original purchaser, be demonstrated to be defective under normal use and service. This warranty is in lieu of all other warranties, expressed or implied, and of all other obligations or liabilities of any kind on Madix's part, and no modification of this warranty shall be valid or binding unless in writing and signed by an officer of Madix, Inc.

**Production** Madix fixtures are manufactured utilizing the most current technology of highly automated systems with process control techniques. Skilled craftsmanship, combined with automatic presses, roll forming machines, multi-spot welders, conveyers, finishing equipment and thorough inspections produce store fixtures of the highest quality.

**Upright** Carefully engineered of heavy gauge, high quality steel components, the UPRIGHT is slotted one inch on center for maximum flexibility, shelf adjustability and use of available space. Standard heights range from 36" through 96" with built-in leveler. For the finishing touch at the end of the shelving run, the snap-on UPRIGHT END COVER is made of durable, scuff and impact resistant plastic or heavy gauge metal. The UPRIGHT CAP, made of high impact plastic, has provision for a sign holder.

**Base Shoe** The five inch low BASE SHOE features exclusive "I" beam design, engineered of projection welded high strength steel parts insuring maximum load capacity. Snaps securely into upright with leveler and electrical access allowing for quick error free installation. For the finished look, the one piece slip on BASE END COVER is made with a high impact plastic nose reinforcement to protect base shelf tag molding.

**Spanners** Snap-in support SPANNERS keep uprights at equal spacing and hold the back panels rigid. Each spanner has knockouts for electrical access and telescoping uprights.

**Back Panels** High density hardboard BACKS fit flush to the face of the upright. A wide variety of finishes include solid, pegboard, wood grain and fabric in a wide assortment of optional colors. Mirrors and open backs are also available.

**Kickplate** Fully floating feature of kickplate allows flush fit against uneven floors, snaps in and out without disturbing base shelf for easy cleaning. Convenient knockout accommodates electrical access.

**Base and Upper Shelves** Steel base shelves feature lock tabs to insure quick installation and precision alignment. A double row of 1/4" inch perforations on the front and rear edge makes any form for binning possible. Slim bracket, high tensile design with flat or 15 degree downslope upper shelf positions allow for maximum merchandise visibility. Integrally formed price tag molding accommodates 11/4" tag. Upper shelves available in 8", 10", 12", 14", 16", 20", 22", 24", 26", 28", and 30" depths. Base shelves available in 12", 14", 16", 18", 20", 22" 24", 26", 28" and 30" depths.

**Shelf Loading** The recommended load capacity for upper shelves is based on evenly distributed weight. Capacities are reduced by 35% when front half is loaded and reflect rated maximum load. Load capacities are shown in the General Information Section under Shelf Loading.

**Baked Enamel, Powder Coat Finishes** All metal parts are finished with a specially formulated high solids or powder which are electrostatically bonded in a unique multi-stage process, to insure the highest quality finish. Aerosol cans of Touch-up paint are available in Madix's standard and optional colors. FAA regulations prohibit the shipment of this product by air or in export containers by air or ocean to countries outside the United States.

**Product Maintenance** When necessary to clean Madix shelving, use a non-abrasive mild detergent and warm water, followed by thorough drying. The use of a cloth made of a soft white cotton material is strongly recommended. The use of cleaning products that contain abrasive, bleach, or strong solvents, such as ketones, ethers, etc. will result in damage to the finish. The damage is most severe when these harsh cleaning agents are used on colors which contain leafing aluminum pigment such as powder chrome, silver vein, and other "vein" type finishes. The aluminum in these coatings resides at the surface of the finish and is therefore susceptible to damage by the harsh cleaning agents. As an alternative to the mild detergent, cleaners with ingredients similar to those found in products such as 409, Fantastik, and Simple Green can be used. Caution! Cleaners having ingredients similar to those found in Ajax, Borax, Comet, etc. should be avoided as finish damage could result.

**Codes** In your planning stage, consult with local municipal engineers to determine what codes and restrictions will be applicable in the locations where the shelving will be used. Codes may include: state, local, fire, building, and health and safety codes. Seismic requirements may apply in some locations. For example, in most locations fire codes state that fixtures need to be at least 18 inches below the sprinklers.

**Shelving Selection** Take into consideration the load that is expected not only on each shelf but also on the unit as a whole. Take into account the upright capacity. Refer to the load capacity information that is in the Madix Standard Catalog. Madix shelves are rated using an evenly distributed load. Do not install shelves or accessories that extend beyond the depth of the Base Shelves. Consider making the Base Shelves and low height fixtures a contrasting color from the floor's color to prevent potential tripping hazards. Do not use Madix parts or accessories for any purpose other than originally intended by Madix.

**Shelving Installation** Initial installation or relocation of Madix shelving should be supervised by qualified personnel. Madix products should be installed according to Madix's specifications. Madix's installation sequence must be followed for assembly and leveling. An improperly installed store fixture has a poor appearance and may cause a dangerous condition. Be especially careful when leveling fixtures with offset loads in which one side of the fixture has a considerably heavier load than the other side. Dismantling and reassembling used Madix shelving can be dangerous if the installers who are doing the work leave out parts, use damaged parts, or do not reassemble the product by Madix's specifications. Do not alter, modify, or structurally change any shelving component. Do not move assembled shelving. Only parts and accessories that are produced and supplied by Madix are covered by the Madix warranty. Do not assemble Madix fixtures with parts from other manufacturers. Under no circumstances should you use damaged parts. When assembling Gondola/Wall Shelving, install Kickplates to protect the Base Shoes from floor cleaning equipment and to offset the possible bumping and misalignment of the shelving runs. Do not install shelves or accessories on the sides of wall sections or any section that is not supported by Base Shoes. Use caution when handling and transporting shelving parts. Be careful when cutting shrink wrap from pallets because the shelving parts can dislodge from the wrap and fall. Cut the wrap gradually from the top, only as much as you need to remove the product from the top. Two common hazards while installing store fixtures are: employees hurting themselves with improper types of box cutters and employees putting boxes on the floor and then tripping over them.

**Anchoring and Floors** Depending on code requirements and Madix's specifications, some products must be anchored to the walls and/or floors. Do not lean tall or heavy objects against unanchored shelving systems. Retailers must consider the type of floor upon which the shelving will be installed.

**Impact Loading** Impact during the loading and unloading of merchandise can create an adverse loading situation and may result in damage to or failure of the Madix shelving. Do not walk or climb on Madix shelving.

**Overturning** Overloading the top portion of the shelving, non-uniform loading, out-of-plumb installation, and impact can cause shelving to overturn. Improperly installed Madix shelving with offset loads can cause store fixtures to collapse. Carefully follow Madix's installation instructions in order to prevent shelving from overturning.

**Additional Shelving Safety Pointers** Product loading instructions are included with each Madix order. Retailers must make merchandisers aware of the product's load limitations and the dangers of overloading the shelving. Remove any merchandise or overstock before attempting to move Madix shelving. Periodically inspect your Madix shelving for damaged or loose parts. Make sure that shelves and accessories are properly seated in the slotting or perforations. Make sure that shelves and accessories are not overloaded. As merchandising changes, beware of creating offset loads on shelving runs that are not properly leveled. Look for leveling warning signs such as increased gaps between shelves or accessories that may indicate that the shelving runs need re-leveling. Damage to Madix shelving is dangerous. In some cases, the shelving should be unloaded immediately and repaired or replaced before returning to service. Re-level fixtures that you have bumped or moved. Incorporate safety into your merchandising strategy. When possible, merchandise the heavier products on the lower shelves. If the merchandise will not fit on the Madix shelves and there is a replenishment cycle, make sure that the cycle is a safe one. Make sure that merchandise and overstock are properly stacked and maintained so that items will not fall into the aisles. Assure that customers who handle merchandise or overstock will not push product from one side of the Madix fixture to the other side where people could be injured from falling merchandise. Safely secure overstock that is placed on Madix shelves overhead. Measure the difficulty that your employees have in retrieving overstock, and consider whether employees or customers could be injured if the product happens to fall from the shelving units. Teach employees and inform customers that Madix shelves should never be used as ladders to reach higher shelves. Ladders should be clearly marked for employees use only and should not be left unattended, or customers will try to remove stock on higher shelves by themselves. Notify customers to ask for assistance when they need product that is out of their reach.

**POSSESSION OF THIS CATALOG IS NOT AUTHORIZATION TO SELL MADIX PRODUCTS! ALL FACTORY QUOTES ARE GOOD FOR 30 DAYS ONLY.**

## Finish Policy for Metal Products

**Standard Colors, Returnable– Code A** Madix standard returnable colors for display shelving are Sahara, Blue Gray, Oyster, Snow White, and Satin Black. Madix standard returnable colors for wire products only are Powder Chrome and Silver Vein. All catalog items are priced in standard color.

**No Charge Colors (Non-Returnable)– Code B** Madix non-returnable colors offered at the standard price are Chocolate, Dove Gray, Dover White, Fashion Gray, Skyline Gray and Tru Gray. All catalog items are priced in standard color.

**Optional Colors-Level I Finishes (Non-Returnable)– Code B** Madix offers optional colors, also known as Grade I Finishes, at additional charge: Bright Orange, Hollyherry, Hunter Green, Mandarin, Neon Blue, Spectrum Blue, Spectrum Green, Spectrum Red and Valencia. Products painted with these colors are non-returnable.

**Metal Components:** \$350.00 line charge plus published per-piece charge. **Metal Back panels:** \$350.00 line charge plus published per-piece charge.

**Special Colors– Code C** Use line change charge plus per piece charge supplied by customer service. Special colors are non-returnable.

### Pricing For Levels II To IV:

**Level II:** 1.6 x Optional Color Upcharge. **Example:** Optional upcharge for SUS is \$1.50; upcharge with Level II finish will be \$2.40.

**Level III:** 2.8 x Optional Color Upcharge. **Example:** Optional upcharge for SUS is \$1.50; upcharge with Level III finish will be \$4.20.

**Level IV:** 3.8 x Optional Color Upcharge. **Example:** Optional upcharge for SUS is \$1.50; upcharge with Level IV finish will be \$5.70.

**Metal Components:** \$500.00 line charge plus published per-piece charge. **Back panels:** \$350.00 line charge plus published per-piece charge.

## Maintenance for Metal Products

**Baked Enamel and Powder Coated Finishes** All metal parts are finished with a specially formulated high solids or powder which are electrostatically bonded in a unique multi-stage process to insure the highest quality finish. Aerosol cans of touch-up paint are available in Madix's standard and optional colors. FAA regulations prohibit the shipment of this product by air or in export containers by air or ocean to countries outside the United States.

**Product Maintenance** When cleaning Madix shelving, use a non-abrasive mild detergent and warm water, followed by thorough drying. Using a soft white cotton cloth is strongly recommended. Cleaning products containing abrasives, bleach, or strong solvents will result in damage to the finish, especially when used on colors containing leafing aluminum pigment, such as powder chrome or vein-type finishes.

## Finish Policy for Wood Products

**High Pressure Laminate** The terms "laminates" or "HPL" are commonly applied to this material which consists of multiple layers of paper infused with phenolic resin and topped by a finish paper coated with clear melamine resin, all totally bonded under high pressure and heat. The finished sheet has extremely high wear and impact resistance.

**Customer Specified High Pressure Laminate** Madix coding is based on Wilsonart availability. Laminates other than Wilsonart may require additional lead time.

- Customer specified laminates add \$100.00 per pattern, per order
- Additional charge will apply based on the laminate grade that is chosen

Laminates that are not from a laminate manufacturer's standard samples (metallics, heavy textures, wet looks, core edge, special prints) will require a special quote. Contact Customer Service for specific pricing on laminates not listed above.

**Thermofused Panels** Thermofused panels are ideal for non-wear surfaces and have substantial impact and wear characteristics compared to melamine panels previously available. The product is produced using hot press laminating polyester or melamine resin impregnated self-bonding paper to wood substrate. Performance specifications are available from the American Laminations Association. Madix does not recommend the use of Thermofused panels on horizontal or other wear surfaces.

**Printed Mirror Hardboard** Printed materials are primarily used for back panels, but appear as various other products. These materials are carefully cross matched to the corresponding laminates and Thermofused. Mylar mirror hardboard is used in the same applications and is also available in pegboard and grooved pegboard. **Finish Policy for Back Panels**

**Standard Colors, Returnable– Code A** Madix standard returnable colors for display shelving back panels are Sahara, Oyster, and Snow White.

**Optional Colors-Level I Finishes (Non-Returnable)– Code B** Madix non-returnable back panel colors offered at the optional price are Chocolate, Dove Gray, Dover White, Fashion Gray, Satin Black, Skyline Gray, Blue Gray and Tru Gray. Set-up charge of \$350.00 applies.

**Optional Colors-Level II Finishes (Non-Brilliant)– Code B** Madix offers optional back panel colors also known as non-brilliant finishes at an additional charge. These colors include custom grays, off whites, tans, and beiges not listed in Madix's Finishes brochure. Products painted with these colors are non-returnable. Set-up charge of \$350.00 applies.

**Optional Colors-Level III Finishes (Brilliant)– Code C** Brilliant back panel finishes include Hunter Green, Neon Blue, Spectrum Blue, and Spectrum Green. Set-up charge of \$350.00 applies.

**Optional Colors-Level IV Finishes (Reds and Yellows)– Code C** Use line change charge plus per piece charge supplied by customer service. Special colors are non-returnable. Set-up charge of \$350.00 applies.

### Pricing For Levels II To IV

**Level II** 1.2 x the difference between the Hardboard/Pegboard Optional Color pricing and the Hardboard/Pegboard Sahara pricing. **Example:** Optional upcharge for a BH-342 with a Level II finish would be calculated as follows:  $\$13.85 - \$12.45 = \$1.40 \times 1.2 = \$1.68$ . The color upcharge for a BH-342 with a Level II finish is \$1.68. This upcharge amount will be added to the Optional Color price of a BH-342. The new price of a BH-342 using a Level II finish is  $\$15.53 (\$13.85 + \$1.68 = \$15.53)$ .

**Level III** 1.4 x the difference between the Hardboard/Pegboard Optional Color pricing and the Hardboard/Pegboard Sahara pricing. **Example:** Optional upcharge for a BH-342 with a Level III finish would be calculated as follows:  $\$13.85 - \$12.45 = \$1.40 \times 1.4 = \$1.96$ . The new color upcharge for a BH-342 with a Level III finish is \$1.96. This upcharge amount will be added to the Optional Color price of a BH-342. The new price of a BH-342 using a Level III finish is  $\$15.81 (\$13.85 + \$1.96 = \$15.81)$ .

**Level IV** 1.8 x the difference between the Hardboard/Pegboard Optional Color pricing and the Hardboard/Pegboard Sahara pricing. **Example:** Optional upcharge for a BH-342 with a Level IV finish would be calculated as follows:  $\$13.85 - \$12.45 = \$1.40 \times 1.8 = \$2.52$ . The color upcharge for a BH-342 with a Level IV finish is \$2.52. This upcharge amount will be added to the Optional Color price of a BH-342. The new price of a BH-342 using a Level IV finish is  $\$16.37 (\$13.85 + \$2.52 = \$16.37)$ .

**NOTE!** See Finishes Brochure for color samples.



Part Name	Part Number	Page Number
<b>M</b>		
Mobile Storage System .....		9
<b>S</b>		
Steel Storage .....		3
Steel Storage Shelves .....	SLDS(OPT)-(NW)(ND) .....	4
Steel Storage Shelving Adjustable Spanner .....	SLDAS-3254 .....	5
Steel Storage Shelving Anchor Plate .....	SLDLP-GAL .....	5
Steel Storage Shelving Back-Wood .....	SLDBW(NW)(NH) .....	7
Steel Storage Shelving Back Retainer Hardware Pack .....	SLDBWHWD .....	7
Steel Storage Shelving Basic Upright Clip .....	SLDU-BUCLIP .....	5
Steel Storage Shelving Cross Bracing .....	SLD(TYPE)-(NW)(NH) .....	6
Steel Storage Shelving Divider Shelf .....	SLDDS(OPT)-(NW) .....	8
Steel Storage Shelving Divider Shelf Divider .....	SLDSD-24 .....	8
Steel Storage Shelving Extension Upright Connector .....	SLDUC .....	8
Steel Storage Shelving Hangrod Assembly .....	SLDHRA-(NW)(ND) .....	8
Steel Storage Shelving Kickplate .....	SLDK(NW)(NH) .....	4
Steel Storage Shelving Wire Mesh Shelf .....	SLDWMS(NW)(ND) .....	7
Steel Storage Shelving Product Holder .....	SLDPH(NW)(ND) .....	7
Steel Storage Shelving Uprights .....	SLDU-(ND)(NH) .....	4
Steel Storage Shelving Upright Floor Guard .....	SLDUF(NH) .....	6
Steel Storage Wood Shelves .....	SLDSW(TYPE)-(NW)(ND) .....	4
Storage Shelving .....		8





**Innovation on Display Since 1956**



[www.madixinc.com](http://www.madixinc.com)

**Texas** 500 Airport Road, Terrell, TX 75160 | 1010 S. Bolton, Jacksonville, TX 75766  
**Alabama** 20984 Alabama Hwy. 9, Goodwater, AL 35072 | 500 Madix Drive, Eclectic, AL 36024