

Automating Cash Management

Trovata is an open banking platform that lets companies instantly know how much cash they have, forecast more quickly, and manage cash flow with precision.

Email*

Company Name*

Do you partner with Bank of America, Citi, HSBC, JP Morgan, Silicon Valley Bank, or Wells Fargo?*

YES NO

[Preview System](#)





Company

[Career](#)

[About Us](#)

[Contact Us](#)



San Diego, CA, USA

info@trovata.io

Product

[Cash Reporting](#)

[Cash Flow Analysis](#)

[Cash Forecasting](#)

[API Platform](#)

[Pricing](#)

Solutions

[For Accounting](#)

[For Treasury](#)

[For Finance](#)

[For C-Suite](#)

[For IT](#)

Guides

[Finance's Guide to Modern Ca...](#)

[Open Banking: 5 Steps Treas...](#)

[A Strategic Controller's Guid...](#)

[Guide to Automating Cash Fo...](#)

[A Strategic CFO's Guide to Di...](#)

Blog


[A Treasurer's Guide to Digital ...](#)

[AI in Treasury](#)

[Four Common Mistakes in Ca...](#)

[So You Think You Can Forecast](#)

[Three Reasons Why Spreadsh...](#)



Bringing an end to manual work flows

For most companies, 75% of the work that goes into analyzing cash is manually compiling the source data and rolling over Excel models.

Gaining leverage through automation

Trovata uses open banking and ERP integrations to automate data aggregation, normalization, and analysis so you can report on cash positions and trends. Instantly and constantly.



TROVATA

Please Log In

Email

Password




[Forgot Password?](#)

Log in

Automating Cash Management

Trovata is an open banking platform that lets companies instantly know how much cash they have, forecast more quickly, and manage cash flow with precision.



Partnered with Open Banking
Industry Leaders

POSITIONS

- Balances
- Dashboard
- Transactions
- Analysis
- Tags
- Report Center

FORECAST

- Forecast V2 (Beta)
- Forecast
- Snapshots

CONFIGURATION

- Accounts
- Groups
- Plan
- Connections
- Admin
- Help

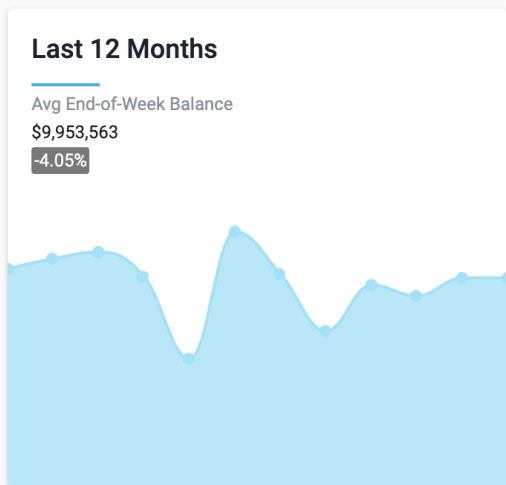
Sign Out

Cash Position

Edit

\$27,119,025

Operations = \$24,511,358
 Investments = \$0



Currencies (in USD Equivalents)

FX Rates from ECB

103.41%	USD	1.000000	\$25,927,233
2.41%	EUR	1.102000	\$603,943
1.65%	AUD	0.662000	\$414,565
0.70%	GBP	1.226000	\$175,964

Accounts (16)

by Bank (2)

by Entity (1)

by Region (0)

by Division (3)

Silicon Valley Bank (13)	97.99%	\$26,573,457 USD Equivalent	^
--------------------------	--------	--------------------------------	---