

Product Knowledge Base


Access latest documents here: Product Knowledge Base


./ Parallel Wireless Customer Service

Parallel Wireless Customer Service


Welcome to Parallel Wireless Customer Service Portal. Please select one of the Request types below to open a support ticket.

What can we help you with?


 **Hardware Replacement**
Hardware issues (RMA's)

 **Configuration Change Request**
Configuration Change Request

 **Information Request**
Product or Feature Information Request

 **Issue Request**
Product or Feature Issue Request

 **Improvement Request**
Product or Feature improvement Request

 **Incident**
A suspected network event.