

Gillett's

# 2019

# GOLF CAR

PARTS & ACCESSORIES CATALOG



**RED HAWK**<sup>™</sup>

Good People. Great Parts.




# Gas Car Parts

## Voltage Regulators



### E-Z-Go




Voltage Regulator, E-Z-Go Medalist/TXT  
4 Cycle Gas 94+  
OEM: 27739G01.

Item #	1-2	3+
VOLT-0004	58.00 ea.	53.50 ea.

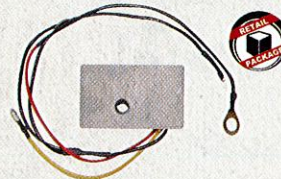
Voltage Regulator, E-Z-Go 2 Cycle Gas 80-94  
OEM: 16530G1.  
VOLT-0006 ..... 86.00

### Club Car



Voltage Regulator, Club Car  
Precedent 04+  
OEM: 1025159-01; 1028033-01.

Item #	1-2	3+
VOLT-0008	52.50 ea.	48.00 ea.



Voltage Regulator,  
Club Car DS Gas 92+  
OEM: 1015777; 1027112-01.

Item #	1-2	3+
VOLT-0007	42.50 ea.	39.00 ea.




Voltage Regulator, Club Car Gas 84-91  
OEM: 1012422.  
VOLT-0006 ..... 86.00

### Yamaha




Voltage Regulator, Yamaha G8, G9, G14, G16,  
G20, G22, G29, Drive2 4 Cycle Gas 90+  
OEM: JF2-81910-00-00; JF2-81910-01.

Item #	1-2	3+
VOLT-0005	90.00 ea.	83.00 ea.




Voltage Regulator, Yamaha G1, G2, G9 Gas 78-91  
OEM: J10-81910-10.  
VOLT-0006 ..... 86.00

## Starter Generator Brush Sets



Starter Generator Brush Set, Club Car Gas 84+,  
E-Z-Go Gas 80+, Yamaha Gas 78+  
OEM: 1013023; 26658G01; J38-81111-10; 1014699;  
16888G1; JF7-81111-00-00.

Item #	1-2	3+
MOT-2100	37.00 ea.	34.00 ea.



Starter Generator Brush Set, E-Z-Go Advanced  
Starter Generator 08+, Club Car with Subaru Engine,  
Advanced Starter  
OEM: 612038; 657626.

Item #	1-2	3+
MOT-2106	79.00 ea.	73.00 ea.



## Key Switches

Yamaha



**Key Switch, Yamaha Drive2, Drive 07-16, G22 05-07 OEM**  
 OEM: JW1-H2510-00-00; JU2-H2510-10.  
**KEY-74** ..... **75.00**



**Key Switch with Factory Lights, Yamaha Drive2, Drive 07-16, G22 05-07 OEM**  
 OEM: JW6-H2510-00.  
**Item #**            **1-2**            **3+**  
**KEY-68**            **40.00 ea.**        **37.00 ea.**



**Key Switch with Uncommon Key, Yamaha Drive2, Drive 07-16, G22 05-07 OEM**  
 OEM: JU2-H2510-20-00.  
**KEY-61** ..... **64.00**



**Key Switch, Yamaha G19/ G22 48V Electric 96+**  
 OEM: JR1-82510-01; JR1-82510-02.  
**Item #**            **1-2**            **3+**  
**KEY-58**            **68.00 ea.**        **62.50 ea.**



**Key Switch, Yamaha G11-G16 Gas & 36V Electric 96+**  
 OEM: JN8-82510-00; JN8-82510-09.  
**Item #**            **1-2**            **3+**  
**KEY-57**            **37.00 ea.**        **34.00 ea.**




**Key Switch, Yamaha G2/G8/ G9/G11 4 Cycle Gas and Electric 85-95**  
 OEM: J55-82510-00; J38-82510-00.  
**Item #**            **1-2**            **3+**  
**KEY-56**            **58.00 ea.**        **53.50 ea.**

## Red Hawk is Your Yamaha Drive2 Parts & Accessories HQ!

- We feature a complete line of replacement parts and accessories for Yamaha Drive2 golf carts.
- Ask your Red Hawk sales rep for the latest must have accessories now available for the Drive2.



**RHOX Fender Flares for Drive2** protect driver and passenger from debris kicked up by oversized tires on lifted carts. See **page 81** for details.



**RHOX Light Kits for Drive2** include LED Light Kits with Accent Lights as well as Adjustable LED Lights and Build Your Own Street Packages featuring turn signals and more. See **pages 165-167** for details.



**RHOX Custom Dashboards for Drive2** are available in your choice of Woodgrain and Carbon Fiber finishes. Our dashes feature locking compartments with keys as well as mounting hardware. See **page 207** for details.



**The Plug & Play Overhead Audio Console for Drive2** arrives ready to install and includes a Bluetooth amplifier and speakers housed in a powder coat painted, form fitting aluminum console. See **page 209** for details.

Ask your Red Hawk sales rep about our complete line of Drive2 parts including shocks, filters, tuneup kits and more.

