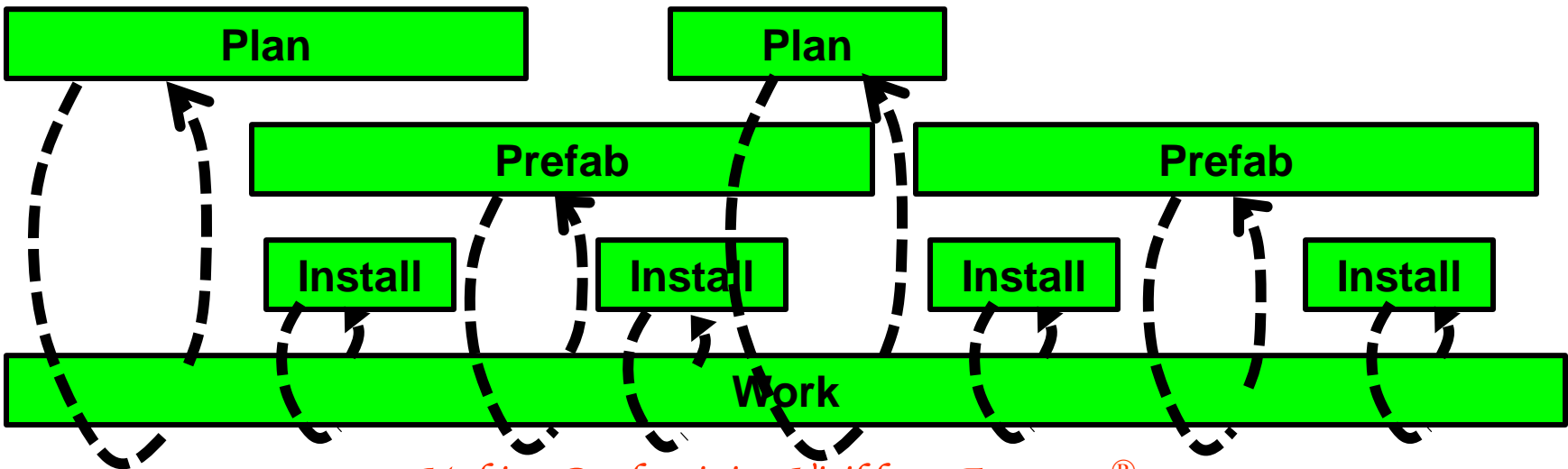
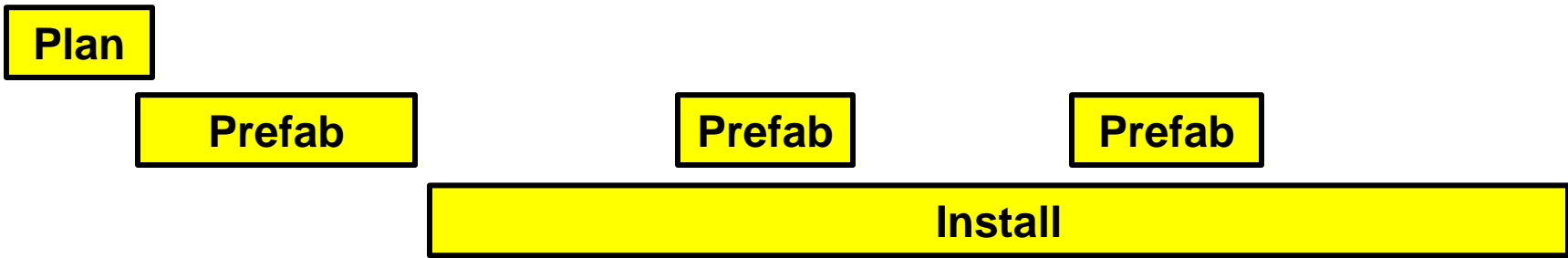
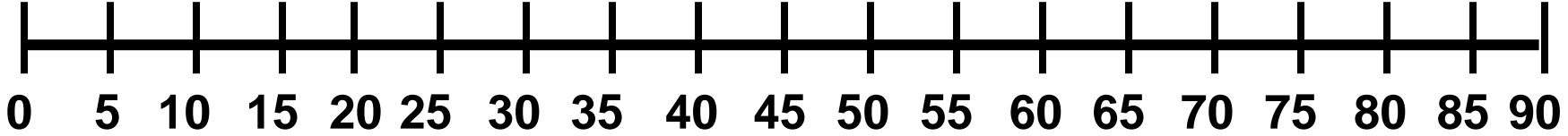


Sequential vs. Parallel PPI™

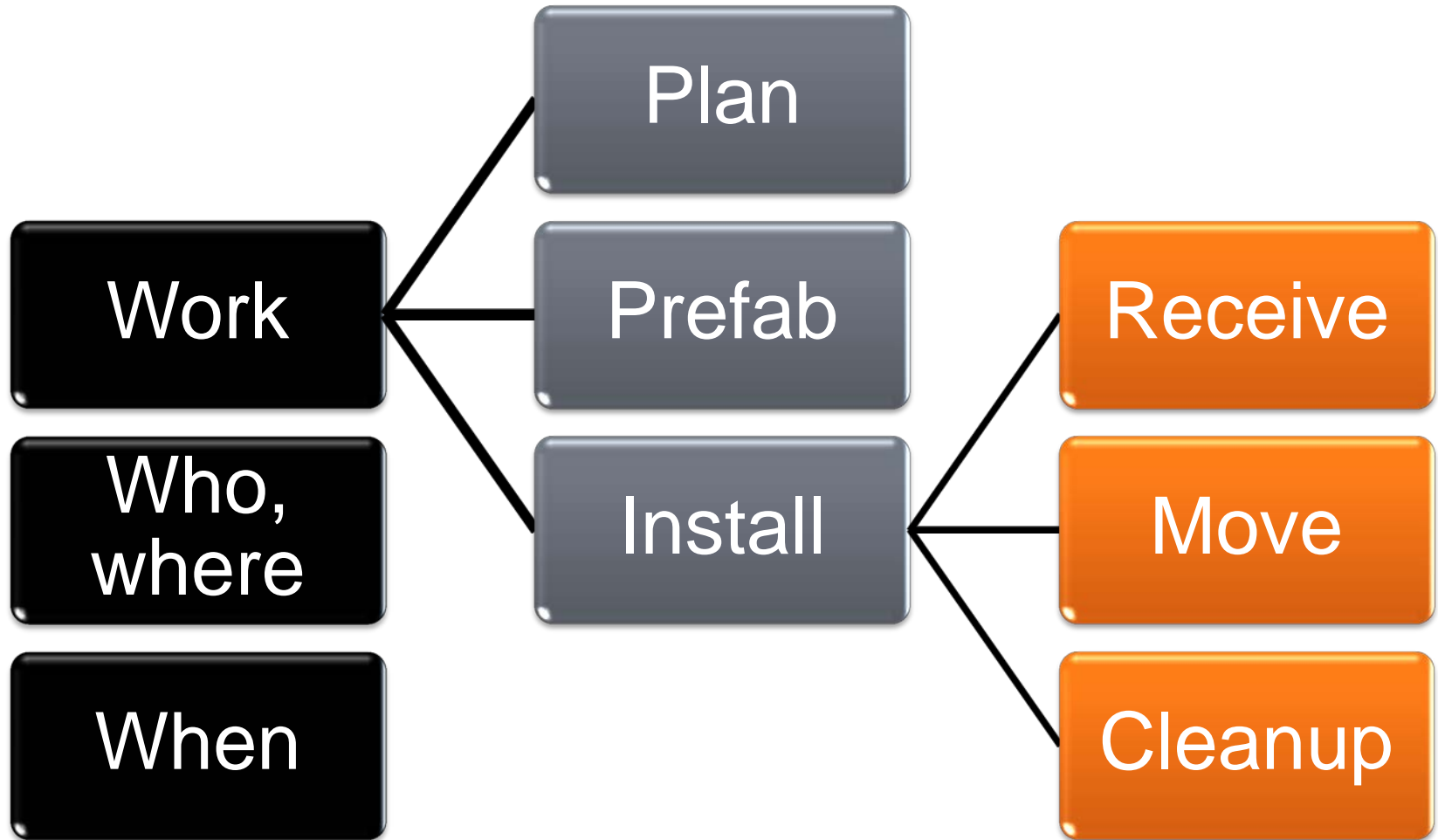
We are about you®



Making Productivity Visible to Everyone®

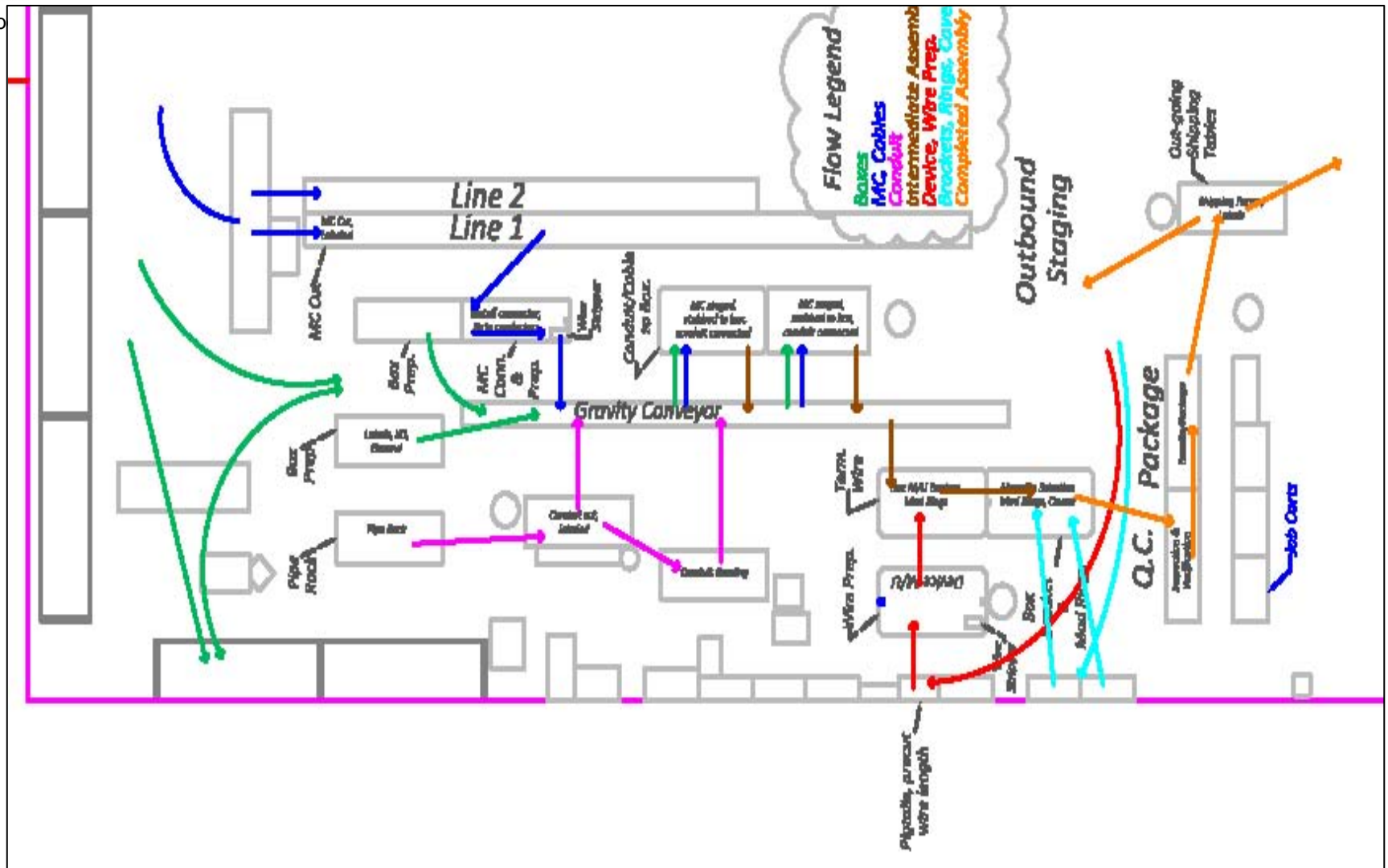


Discrete Elements of the Work



Prefabrication Shop Layout


We are ab



Courtesy of Holmes Electric

Making Productivity Visible to Everyone[®]

© MCA Inc. 363 E. Grand Blanc Road, Grand Blanc, MI 48439 / Tel: (810) 232-9797



Inc.

We are about you®

Prefab Tracking

Job ABC - Prefab

Task Description

Filter

Penthouse - Prefab VFD's

CO# - PC# 37 - Prefab - Electrical Riser at Elevator Shear wall

Total For Cost Code Preferred Name: Conduit

Cable Tray - Level 0 - Prefab Racking

Cable Tray - Level 1 - Prefab Racking

Cable Tray - Level 2 - Prefab Racking

Cable Tray - Level 3 - Prefab Racking

Cable Tray - Level 4 - Prefab Racking

Total For Cost Code Preferred Name: Cable Tray

Penthouse - Prefab VFD's

Measurement of Individual Prefab Activities					
Task	Cost code	Baseline labor hour budget	% work for cost code	% work for job	Observed % complete
Planning	11-1	120	13.3%	5.7%	75%
CAD/design	11-1	40	4.4%	1.9%	50%
Receiving	11-2	20	2.2%	1.0%	50%
Assembly of A units (50)	11-3	100	11.1%	4.8%	80%
Assembly of B units (100)	11-3	200	22.2%	9.5%	40%
Assembly of C units (400)	11-3	100	11.1%	4.8%	0%
Kitting (80)	11-4	200	22.2%	9.5%	10%
Packing	11-4	40	4.4%	1.9%	0%
Delivery	11-5	80	8.9%	3.8%	0%
Cable prefab	11	900	100.0%	42.8%	33.3%
Prefab Versus Job-Site Activity Summary					
Cable installation	11	6,500	87.8%	22.5%	15%
Cable prefab	11	900	12.2%	3.1%	33.3%
Total		7,400	100.0%	25.6%	17%

