



Logging into the Quantum Leap program

 The Hackett Group

Welcome to your Journey to World Class
Quantum Leap



Login

E-mail Address


Password

[Forgot login details? Reset password](#)

[Privacy](#) [Terms](#)

© 2017 The Hackett Group, Inc., All rights reserved.

Logging into the Quantum Leap program


The Hackett Group [Need Help? Contact Support.](#) 

Programs

Welcome to your Journey to World Class
Quantum Leap

Hi Alex Van Gorp, welcome back! [Continue](#)

Do you want to pick up from where you left off?



close

Beta Company 1 View by Program

Sample SG&A Benchmark

Year	Participants	Orgs	Program Mgr(s)	Functions	Aggregation	Status	
2016	101	6	gwells@thehackettgroup.com Show More...	Information Technology Show More...	Annually	Active	Continue

Uploading FTEs

The Hackett Group [Need Help? Contact Support.](#)  

Programs Prepare Collect Validate

Prepare for Benchmarking

- ▶ General Settings
- ▶ Full-time Equivalent (FTE) Settings
- ▼ Data Privacy Settings

		LAST UPDATED	USER
Privacy Settings	✔ Complete	2017-08-23 16:13:34	Alex Van Gorp
FTE Import	Start	2017-08-25 18:40:43	Alex Van Gorp
Full-time Equivalents (FTEs)	Optional

- ▶ Collection Group
- ▶ Collection Schedule
- ▶ Participants

Accessing Validate

The screenshot shows a web interface for 'The Hackett Group'. At the top left is the company logo and name. On the top right, there is a link for 'Need Help? Contact Support.' and two circular icons: a bell for notifications and a person for a user profile. Below the header is a navigation menu with the following items: '< 2017 | Prepare Collect Validate Present Improve Monitor'. The 'Validate' item is underlined, indicating the current page. The main content area is titled 'Data Collection Status'. It features a donut chart on the left showing 76% completion, with a dark blue center containing the text '76%'. To the right of the chart, the text reads 'Data collection is 76% Complete' and '16 of 21 questions answered'. On the far right of this section, there is a light blue box containing the text 'Let's get started! Please click the button below to start validating your data.' and an orange button labeled 'Run Validation'.