

Speak to an Experienced Representative
(815) 868-1000

Home | Log In

Out-Grow.com
Your #1 growing supply source

Shopping Cart: (0 items) | Currencies: US Dollar

enter search keywords here...

- Books and Education
- Bulk Discounts
- Canner & Sterilizer Parts
- Canners & Sterilizers
- Chaga Products
- Cultivation Accessories
- Cultivation Equipment
- Culture Media & Isolation Tools
- Dehydrated Mushrooms
- Drying and Preservation
- Host Defense®
- Impulse Heat Sealers
- Laboratory Apparel
- Live Mushroom Spawn
- Microscopes and Microscopy
- Mushroom Cultures
- Mushroom Drinks
- Mushroom Grow Bags
- Mushroom Growing Substrates
- Mushroom Powders
- Raw Materials
- Gift Certificates

Mushroom Substrate

100% Sterilized Brown Rice Flour

- ✓ 8 ounces of brown rice flour, vermiculite, multi-grain flour and gypsum
- ✓ Light consistency, easy to colonize
- ✓ no glass jars means lower shipping and more bang (mushrooms) for your buck

Only \$4.28
8 Ounces

[VIEW PRODUCT](#)

Mushroom Growing Substrate: 100% Sterilized Brown Rice Flour

MUSHROOM BOOKS & EDUCATION

Learn how to find & grow mushrooms with our educational selection

[VIEW SELECTION >>>](#)

CHOOSE YOUR STRAIN

Fungi Cultures

70+ Mushroom strains
10ml Liquid Syringes

Ready to inject in to the substrate of your choice.

[VIEW STRAINS >>>](#)

CULTIVATION EQUIPMENT

spawn bags, petri dishes, centrifuge tubes, prep pads, wash bottles, spawn lids and more

[VIEW EQUIPMENT >>>](#)

SHOP OUT-GROW.COM BY CATEGORY - YOUR #1 SOURCE FOR MUSHROOM GROWING SUPPLIES

 Canners and Sterilizers	 Cultivation Equipment	 Culture Media & Isolation Tools	 Drying and Preservation	 Fungi Cultures
 Microscopes & Microscopy	 Miscellaneous Products	 Mushroom Grow Bags	 Mushroom Growing Substrates	 Raw Materials

Unsurpassed Quality of Products at Unbeatable Prices!

Out-Grow is the leading provider for edible mushroom cultures and prepared substrates on the internet.

My name is Mike and I am the proud owner of Out-Grow. I am a skilled technician in many fields, but this is my passion. I work extremely hard and make professional products. After being laid off from my job during the last recession, I decided to take Out-Grow on full-time. It was the best decision of my life. Now I am able to help people all over the world grow their own gourmet mushrooms. People just like you! That makes me feel good, to be able to help the world in this way. I have many years of experience in mycology and have formulated some of the best mushroom growing substrates available today. My prices will beat any of my competition and the the quality of my products is unsurpassed.

FEATURED FUNGI CULTURE STRAINS [VIEW ALL FUNGI CULTURE STRAINS](#)

Blue Oyster
(Pleurotus
Columbinus)



\$25.00

[VIEW](#)

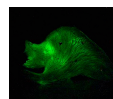
King Oyster
Mushroom
(Pleurotus
Eryngii)



\$25.00

[VIEW](#)

Ghost Fungus
(Omphalotus
Nidiformis)



\$25.00

[VIEW](#)

Phoenix Oyster
(Pleurotus
pulmonarius)



\$25.00

[VIEW](#)

Reishi
(Ganoderma
lucidum)



\$25.00

[VIEW](#)

781 likes

[Like Page](#)

Be the first of your friends to like this

Pearl Oyster Mushroom (Pleurotus ostreatus)



\$25.00

[VIEW](#)

Turkey Tail (Trametes versicolor)



\$25.00

[VIEW](#)

Portobello Mushroom (Agaricus bisporus)



\$25.00

[VIEW](#)

Black Morel (Morchella angusticeps)



\$25.00

[VIEW](#)

Gold Oyster (Pleurotus Citrinopileatus)



\$25.00

[VIEW](#)

FEATURED MUSHROOM GROWING SUBSTRATES [VIEW ALL MUSHROOM GROWING SUBSTRATES](#)



Two Pound Sterilized Rye Berries Bag With Injector Port
\$12.50



Manure Based Mushroom Growing Substrate
\$6.00



Four Quart Jars of Sterilized Rye and Four One Pound Bags of Manure Based Substrate
\$43.00



Sterilized Rye Berry Grow Bag
\$6.00

FEATURED CANNERS & STERILIZERS [VIEW ALL OF OUR CANNERS & STERILIZERS](#)



All American Model #1915X Non-Electric 15 Quart Sterilizer
\$334.00



All American Model #1925X Non-Electric 25 Quart Sterilizer
\$354.00



All American Model #1941X Non-Electric 41 Quart Sterilizer
\$550.00



All American Model #50X 25 Quart Electric Sterilizer
\$689.00

FEATURED RAW MATERIALS [VIEW ALL RAW MATERIALS](#)



Loose Coconut Coir (1.5 cubic feet)
\$34.00



Large Horticultural Perlite (8 quarts)
\$8.75



Horticultural Grade Coarse Vermiculite (8 quart bag)
\$8.75



Hard Wood Pellets (8 quarts)
\$8.75



Copyright © 2018 Out-Grow. Designed and Developed by Towering Media Privacy Notice

Speak to an Experienced Representative
(815) 868-1000

Home | Log In

Shopping Cart: (0 items) | Currencies: US Dollar



enter search keywords here...

- Books and Education
- Bulk Discounts
- Canner & Sterilizer Parts
- Canners & Sterilizers
- Chaga Products
- Cultivation Accessories
- Cultivation Equipment
- Culture Media & Isolation Tools
- Dehydrated Mushrooms
- Drying and Preservation
- Host Defense®
- Impulse Heat Sealers
- Laboratory Apparel
- Live Mushroom Spawn
- Microscopes and Microscopy
- Mushroom Cultures
- Mushroom Drinks
- Mushroom Grow Bags
- Mushroom Growing Substrates
- Mushroom Powders
- Raw Materials
- Gift Certificates

IMPORTANT LINKS

- About Out-Grow
- Contact Us
- How to inoculate our sterilized spawn bags
- How To Make A Self Healing Injector Port
- Offline Order Form
- Shipping & Returns

Out-Grow
781 likes

Like Page

Be the first of your friends to like this



BOOKS AND EDUCATION



Mushrooming Books and Education

Displaying 1 to 18 (of 18 products)



Apartment Gardening

Forget the 100-mile eat-local diet, try the 300-square-foot-diet. Grow squash on the windowsill, flowers in the planter box, or corn in a parking...

\$18.95

View Product




Backyard Foraging

You don't need to trek into the forest to forage edible plants. Ideal for first-time foragers, this book features 70 edible weeds, flowers...

\$16.95

View Product



Creating Rain Gardens

Homeowners spend hundreds of dollars watering their yard, but there is an easy way to save money and resources. Rain gardening. But what is it?...

\$24.95

View Product




Gardening Indoors With Soil & Hydroponics

This fifth edition of Gardening Indoors with Soil & Hydroponics, a best seller since 1986, is expanded and completely rewritten with all new...

\$24.95

View Product



Growing Gourmet and Medicinal Mushrooms

After years of living in awe of the mysterious fungi known as mushrooms; chefs, health enthusiasts, and home cooks alike can't get enough of these...

\$45.00

View Product



How To Grow More Vegetables

Decades before the terms 'eco-friendly' and 'sustainable' entered the vernacular, How to Grow More Vegetables...

\$19.99

View Product



Mushrooming with Confidence

A handy guide for identifying the most common and delicious mushrooms! Picking mushrooms in the woods on a sunny day can be fun for the whole family...

\$14.95

View Product




Mushrooming Without Fear

Novices eager to collect tasty wild mushrooms will find this unique guide invaluable. Unlike others, it focuses only on those types that are both...

\$14.95

View Product




Mushrooms Demystified

Simply the best and most complete mushroom field guide and reference book, MUSHROOMS DEMYSTIFIED includes descriptions and keys to more than 2,000...

\$39.99

View Product




Mycelium Running

Mycelium Running is a manual for the mycological rescue of the planet. Growing mushrooms may be the best thing we can do to save the environment. In...

\$35.00

View Product




National Audubon Society Field Guide to North American Mushrooms

This book has 762 full-color identification photographs that show the mushrooms as they appear in their natural habitats. Organized visually, the...

\$20.95

View Product




Permaculture: Principles and Pathways beyond Sustainability

David Holmgren brings into sharper focus the powerful and still evolving Permaculture concept he pioneered with Bill Mollison in the 1970s. It draws...

\$30.00

View Product



Teaming With Microbes

Smart gardeners know that soil is anything but an inert substance. Healthy soil is teeming with life not just earthworms and insects, but a...

\$24.95

[View Product](#)




The Complete Guide to Saving Seeds

Learn how to collect, save, and cultivate the seeds from more than 300 vegetables, herbs, fruits, flowers, trees, and shrubs. It's easy, and...

\$24.95

[View Product](#)



The Mushroom Cultivator

The Mushroom Cultivator, by Paul Stamets and J.S. Chilton, is easily the best source of information on growing mushrooms at home. The authors...

\$34.95

[View Product](#)



Totally Mushroom Cookbook

This little book has a lot of great recipes for cooking mushrooms! By Helen Siegal & Karen Gillingham.

\$6.99

[View Product](#)



Vegetable Gardeners Handbook

In the Week-by-Week Vegetable Gardener's Handbook, authors Ron and Jennifer Kujawski take the guesswork out of gardening with weekly to-do lists that...

\$14.95

[View Product](#)



Wild Edible Mushrooms

Mushrooms are an excellent source of natural food: They have few calories and are abundant, free for the taking, and fun to forage. This handy guide...

\$16.95

[View Product](#)

Displaying 1 to 18 (of 18 products)



Copyright © 2018 Out-Grow. Designed and Developed by Towering Media Privacy Notice


- Books and Education
- Bulk Discounts
- Canner & Sterilizer Parts
- Canners & Sterilizers
- Chaga Products
- Cultivation Accessories
- Cultivation Equipment
- Culture Media & Isolation Tools
- Dehydrated Mushrooms
- Drying and Preservation
- Host Defense®
- Impulse Heat Sealers
- Laboratory Apparel
- Live Mushroom Spawn
- Microscopes and Microscopy
- Mushroom Cultures
- Mushroom Drinks
- Mushroom Grow Bags
- Mushroom Growing Substrates
- Mushroom Powders
- Raw Materials
- Gift Certificates

IMPORTANT LINKS

- About Out-Grow
- Contact Us
- How to inoculate our sterilized spawn bags
- How To Make A Self Healing Injector Port
- Offline Order Form
- Shipping & Returns



Be the first of your friends to like this



HOW TO INOCULATE OUR STERILIZED SPAWN BAGS

How to inoculate our [sterilized rye berries](#), [grain spawn](#) and [BRF bags](#)

If you want a self healing injector port on your bag [please click here first](#)

This is the correct procedure for inoculation of our sterilized rye grain spawn and BRF bags.

Once you are ready to inoculate our rye bags with your gourmet edible mushroom spores you need to do a check of supplies you will need.

- Gourmet edible mushroom spore syringe or liquid culture
- Sterilized rye berries
- Powder free exam gloves
- Surgical mask
- alcohol lamp and or a lighter
- Disinfectant spray (Lysol)
- Alcohol pad or equivalent
- Some tape to cover inoculation hole (packing tape works well although other kinds of tape will work)



Once you have gathered up all of your supplies you can begin. Make sure the room you are working in has very still air. No heat or air conditioner blowing air around. Start by cleaning your work area. Wipe down the table and so forth. After you have your work area prepared, spray the air in the room you are working in with the disinfectant spray. Don't be afraid to use a liberal amount.

Make sure your hands are clean and put on the rubber gloves and mask.



Prepare Your Grain Bag

Look for the small piece of white tape on the bag just above the grains. This will be your inoculation point. Gently clean the inoculation point with your alcohol pad.



Now you need to gently inflate the bag so you do not poke the needle through the back side of the spawn bag. You can achieve this by gently pulling the gussets on the bag apart.



This will draw some air into the bag through the filter patch.

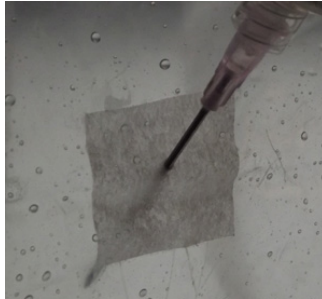
Now you are ready to inoculate your bag

You must flame sterilize your needle before inoculation. You must do this every time you inoculate an individual bag. We used an alcohol lamp for this demonstration, but you can also use another source of flame. If you use a candle or lighter there will be some black residue on the needle. Simply wipe

it with your alcohol pad.



Let the needle cool briefly or cool it with your alcohol pad. Now it is time to inoculate the bag. Gently push the needle through the inoculation point on the bag.



Gently depress the plunger on the syringe. Use 2-4 cc of spore solution per one pound bag. If you are using a liquid culture you can use up to 6 cc per one pound bag.

Now you must swiftly cover the inoculation hole with your tape as you withdraw your needle.



Press the tape firmly over the inoculation hole

There you have it. The correct procedure for inoculating Out-Grow's sterilized grain bags.



Copyright © 2018 Out-Grow. Designed and Developed by Towering Media Privacy Notice