



- 77/8" low to 30" high
- Mobile or locked at any height
- Travels virtually straight up and down
- Variety of options




MC ADVANTAGE SERIES - LOW BEDS

MC.ADVANTAGE - SERIES LOW BEDS



Side rail pads




3 position assist rail



Fixed assist rail



Collapsible 3/4 length side rails




Bed extender with offset brackets
Bed extender pad




Foot end control with lockouts




Individual motor lockouts




Head end 360° mobility



Foot end floor lock




Hand Pendant



Side rail or Goose neck pendant holder



Trapeze
Frame mounted trapeze bracket



Battery back-up and charger



Transport / Storage dollies

Specifications	QD 1000 Series	QD 1000Y Series
Length (excluding bumper)	85"	81"
Length (including bumper)	88 5/4"	84 5/4"
Length (deck)	80"	76"
Width (deck)	35"	35"
Deck height - low	77/8"	77/8"
Deck height - high	30"	30"
Safe working load*	500 lbs.	500 lbs.

* Includes resident, mattress, head and foot board and accessories. Specifications are approximate and subject to change without notice.



M.C.HEALTHCARE PRODUCTS INC.
4658 Ontario Street, Beamsville, Ontario Canada L0R 1B4
Telephone 1-905-563-8264 • Toll free 1-800-268-8671
Facsimile 1-905-563-8680 • Email beds@mchealthcare.com



www.mchealthcare.com