



US 20200263179A1

(19) **United States**

(12) **Patent Application Publication**  
**MELQUIST et al.**

(10) **Pub. No.: US 2020/0263179 A1**

(43) **Pub. Date: Aug. 20, 2020**

(54) **COMPOSITIONS AND METHODS FOR INHIBITING GENE EXPRESSION OF LPA**

(71) Applicant: **Arrowhead Pharmaceuticals, Inc.**,  
Pasadena, CA (US)

(72) Inventors: **Stacey MELQUIST**, Madison, WI (US); **Steven KANNER**, Madison, WI (US); **David B. ROZEMA**, Cross Plains, WI (US); **David L. LEWIS**, Madison, WI (US); **Lauren J. ALMEIDA**, Madison, WI (US); **Darren H. WAKEFIELD**, Fitchburg, WI (US); **Vladimir S. TRUBETSKOY**, Middleton, WI (US); **Tao PEI**, Middleton, WI (US); **Zhen LI**, Monona, WI (US); **Aaron ALMEIDA**, Madison, WI (US)

(21) Appl. No.: **16/867,925**

(22) Filed: **May 6, 2020**

**Related U.S. Application Data**

(63) Continuation of application No. 15/901,810, filed on Feb. 21, 2018, now Pat. No. 10,662,427, which is a continuation of application No. 15/281,309, filed on Sep. 30, 2016, now Pat. No. 9,932,586.

(60) Provisional application No. 62/383,221, filed on Sep. 2, 2016, provisional application No. 62/346,304, filed on Jun. 6, 2016, provisional application No. 62/235,816, filed on Oct. 1, 2015.

**Publication Classification**

(51) **Int. Cl.**  
**C12N 15/113** (2006.01)

(52) **U.S. Cl.**  
CPC ..... **C12N 15/113** (2013.01); **C12N 15/1137** (2013.01); **C12Y 304/21** (2013.01); **C12N 2310/3517** (2013.01); **C12N 2310/351** (2013.01); **C12N 2310/315** (2013.01); **C12N 2310/31** (2013.01); **C12N 2310/14** (2013.01); **C12N 2310/321** (2013.01)

(57) **ABSTRACT**

RNA interference (RNAi) agents and RNAi agent conjugates for inhibiting the expression of the LPA (apo(a)) gene are described. Pharmaceutical compositions comprising one or more LPA RNAi agents optionally with one or more additional therapeutics are also described. Delivery of the described LPA RNAi agents to liver cells in vivo provides for inhibition of LPA gene expression and treatment of cardiovascular and cardiovascular-related diseases.

**Specification includes a Sequence Listing.**

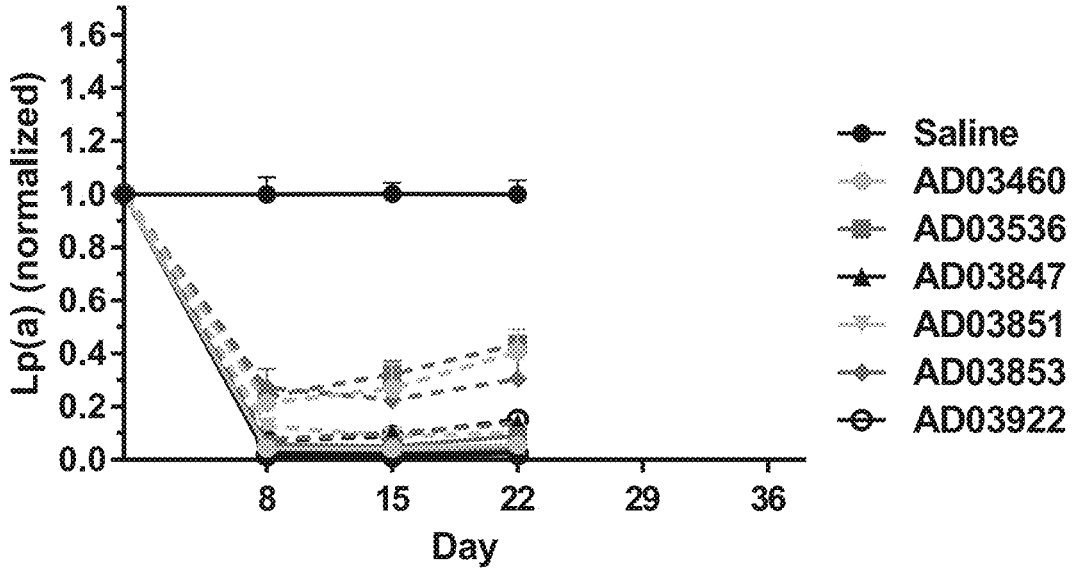


FIG. 1.

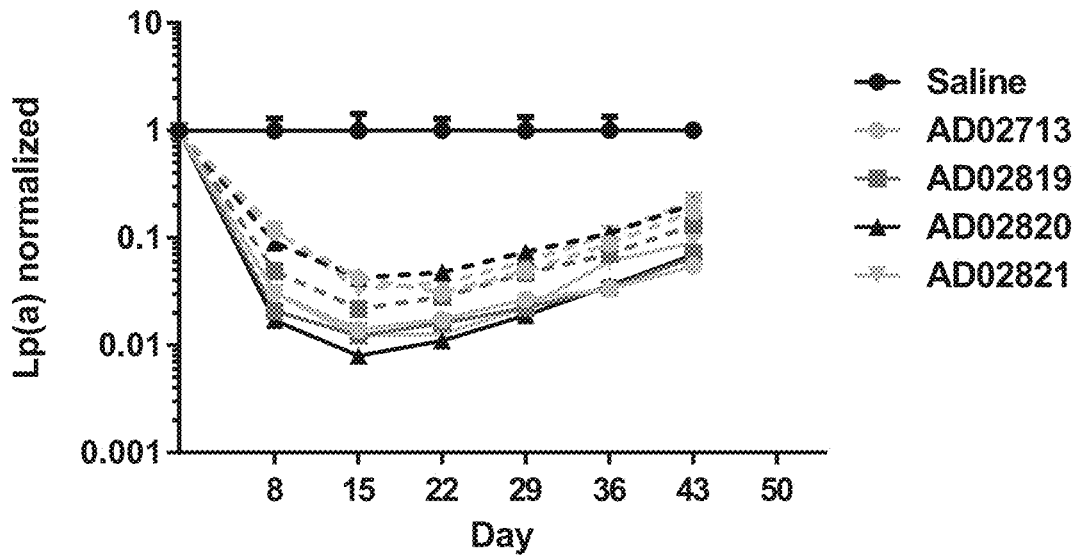


FIG. 2.

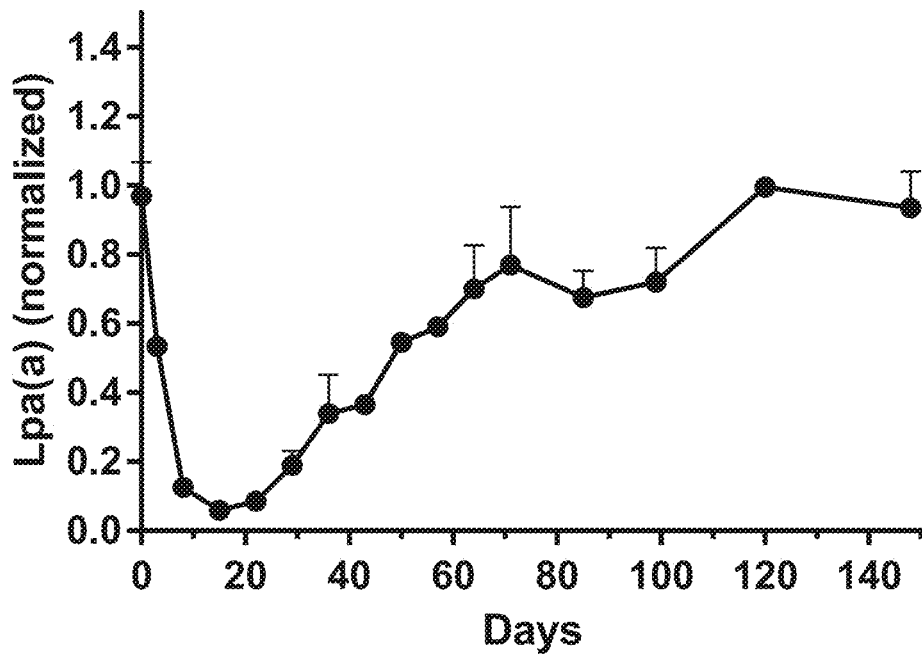


FIG. 3.

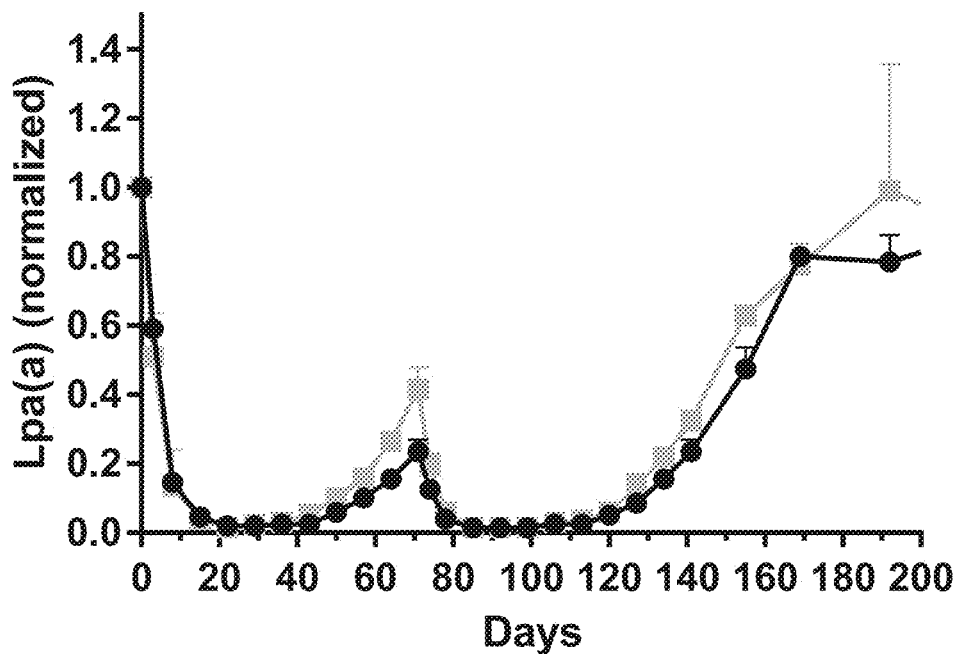


FIG. 4.

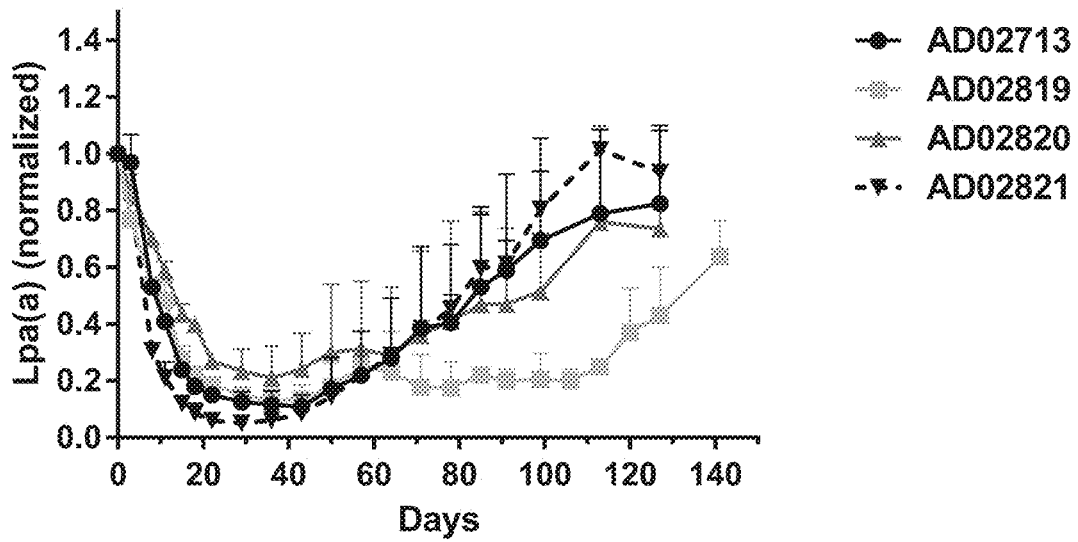


FIG. 5.

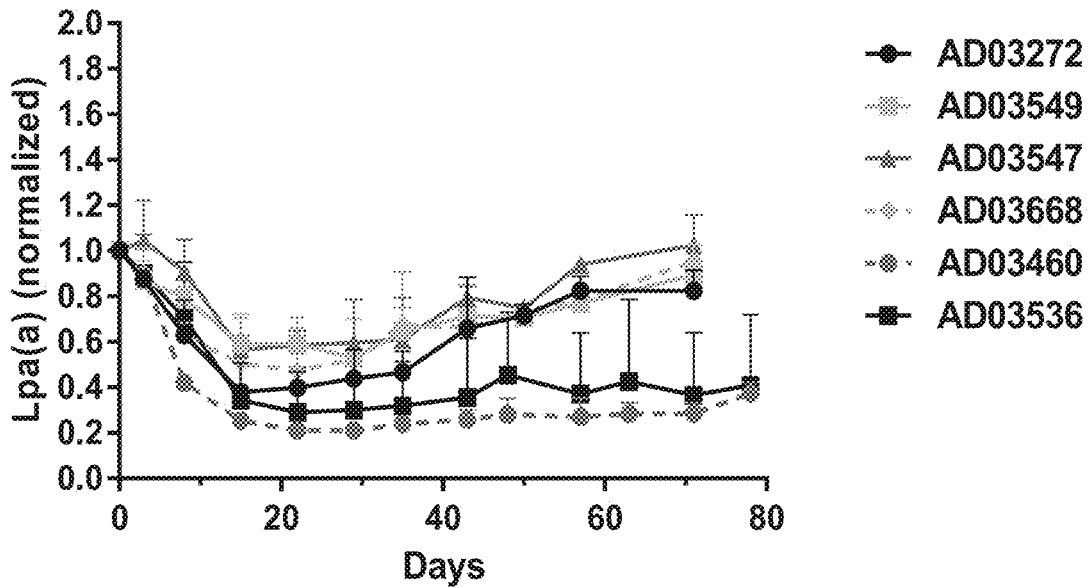


FIG. 6.

## COMPOSITIONS AND METHODS FOR INHIBITING GENE EXPRESSION OF LPA

### CROSS-REFERENCE TO RELATED APPLICATIONS

[0001] This application is a continuation of U.S. application Ser. No. 15/901,810, filed Feb. 21, 2018. U.S. application Ser. No. 15/901,810, is a continuation of U.S. application Ser. No. 15/281,309, filed Sep. 30, 2016, now U.S. Pat. No. 9,932,586, which claims the benefit of U.S. Provisional Application No. 62/383,221, filed Sep. 2, 2016; U.S. Provisional Application No. 62/346,304, filed Jun. 6, 2016; and U.S. Provisional Application No. 62/235,816, filed Oct. 1, 2015, all of which are hereby incorporated by reference in their entireties.

### DESCRIPTION OF THE TEXT FILE SUBMITTED ELECTRONICALLY

[0002] The present application contains a Sequence Listing, which has been submitted electronically in ASCII format and is hereby incorporated by reference in its entirety. The computer readable format copy of the Sequence Listing, which was created on May 6, 2020, is named A-2132-US-CNT2\_SeqList.txt and is 610 kilobytes in size.

### BACKGROUND

[0003] Lipoprotein(a) [Lp(a)] is a heterogeneous low density lipoprotein (LDL)-like particle containing a lipid core and apolipoprotein B (apoB-100) with a unique constituent, apolipoprotein (a) (apo(a)), that is attached to apoB-100 through a disulfide bond.

[0004] The apo(a) gene (LPA) is expressed predominantly in the liver and expression is restricted to human and non-human primates. Lp(a) levels in humans are genetically defined and do not change significantly with diet, exercise, or other lifestyle changes. LPA varies in length depending upon the number of Kringle KIV2 domains present and its expression is inversely correlated with the number of domains present. Normal Lp(a) levels range from 0.1-25 mg/dl, with about 25% of the population in the United States of America having Lp(a) levels of 30 mg/dl or higher.

[0005] Analysis of Lp(a) levels in multiple studies have implicated high Lp(a) levels as an independent risk factor for cardiovascular disease, stroke, and other related disorders including atherosclerotic stenosis. In addition, genome-wide association analyses have also implicated LPA as a genetic risk factor for diseases such as atherosclerotic stenosis.

[0006] When therapeutic lipoprotein apheresis is used to lower both Lp(a) and LDL levels in hyperlipidemic patients, significant reductions of cardiovascular events have been observed. Therefore there exists a need for therapeutics and treatments related to these and other LPA-related diseases.

### SUMMARY

[0007] Described herein are LPA (also termed apo(a)) RNA interference (RNAi) agents (also termed RNAi trigger, or trigger) and compositions containing LPA RNAi agents for selectively and efficiently inhibiting expression of the LPA gene. LPA is the name of the gene which encodes apolipoprotein (a) (apo(a)), a key component of the lipoprotein (a) particle (Lp(a)). The LPA RNAi agents described

herein can be used in the prevention or treatment or the preparation of a medicament for the prevention or treatment of diseases including, but not limited to: Berger's disease, peripheral artery disease, coronary artery disease, metabolic syndrome, acute coronary syndrome, aortic valve stenosis, aortic valve regurgitation, aortic dissection, retinal artery occlusion, cerebrovascular disease, mesenteric ischemia, superior mesenteric artery occlusion, renal artery stenosis, stable/unstable angina, acute coronary syndrome, heterozygous or homozygous familial hypercholesterolemia, hyperapobetalipoproteinemia, cerebrovascular atherosclerosis, cerebrovascular disease, and venous thrombosis.

[0008] Each LPA RNAi agent includes at least a sense strand and an antisense strand. The sense strand and the antisense strand can be partially, substantially, or fully complementary to each other. The length of the RNAi agent sense and antisense strands described herein each can be 17 to 30 nucleotides in length. In some embodiments, the sense and antisense strands are independently 17 to 26 nucleotides in length. The sense and antisense strands can be either the same length or different lengths. The RNAi agents described herein, upon delivery to a cell expressing the LPA gene, inhibit the expression of the LPA gene in vitro or in vivo.

[0009] A sense strand of an LPA RNAi agent comprises a nucleotide sequence having at least 90% identity over a core stretch of at least 17 consecutive nucleotides to a sequence in an LPA mRNA. In some embodiments, the sense strand nucleotide sequence having at least 90% identity to a sequence in the LPA mRNA is 17, 18, 19, 20, 21, 22, or 23 nucleotides in length. An antisense strand of an LPA RNAi agent comprises a nucleotide sequence having at least 90% complementarity over a core stretch of at least 16 consecutive nucleotides to a sequence in the LPA mRNA and the corresponding sense strand. In some embodiments, the antisense strand nucleotide sequence having at least 90% complementarity to a sequence in the LPA mRNA or the corresponding sense strand is 17, 18, 19, 20, 21, 22, or 23 nucleotides in length.

[0010] In some embodiments, one or more LPA RNAi agents are delivered to target cells or tissues using any oligonucleotide delivery technology known in the art. Nucleic acid delivery methods include, but are not limited to, by encapsulation in liposomes, by iontophoresis, or by incorporation into other vehicles, such as hydrogels, cyclodextrins, biodegradable nanocapsules, and bioadhesive microspheres, proteinaceous vectors or Dynamic Polyconjugates™ (DPCs (see, for example WO 2000/053722, WO 2008/0022309, WO 2011/104169, and WO 2012/083185, each of which is incorporated herein by reference). In some embodiments, an LPA RNAi agent is conjugated to a targeting group. In some embodiments, the targeting group can include a cell receptor ligand, such as a galactose cluster, including a galactose cluster comprising an N-acetyl-galactosamine trimer.

[0011] In some embodiments are described pharmaceutical compositions comprising one or more LPA RNAi agents. In some embodiments, an LPA RNAi agent is optionally combined with one or more additional (i.e., second, third, etc.) therapeutics. An additional therapeutic can be another LPA RNAi agent (e.g., an LPA RNAi agent which targets a different sequence within the LPA target). An additional therapeutic can also be a small molecule drug, antibody, antibody fragment, and/or vaccine. The LPA RNAi agents,

with or without the one or more additional therapeutics, can be combined with one or more excipients to form pharmaceutical compositions.

**[0012]** In some embodiments, compositions for delivering an LPA RNAi agent to a liver cell, particularly hepatocytes, *in vivo* are described, comprising: an LPA RNAi agent conjugated to a targeting group. In some embodiments, the targeting group is a asialoglycoprotein ligand.

**[0013]** Also described are methods of treating a human subject having a pathological state or at risk of developing a pathological state mediated at least in part by LPA expression, the methods comprising the step(s) of administering to the subject a therapeutically effective amount of an LPA RNAi agent or LPA RNAi agent-containing composition. The method of treating a subject with an LPA RNAi agent or LPA RNAi agent-containing composition can optionally be combined with one or more steps of administering one or more additional (i.e., second) therapeutics or treatments. The LPA RNAi agent and additional therapeutics can be administered in a single composition or they may be administered separately. Examples of additional therapeutics include, but are not limited to, HMG Co-A reductase inhibitors (statins), ezetimibe, PCSK-9 inhibitors, CETP inhibitors, therapies targeting ANGPTL3, therapies targeting APOC3, and niacin.

**[0014]** Use of the described LPA RNAi agents can be used in methods for therapeutic prevention or treatment of diseases including, but not limited to: Berger's disease, peripheral artery disease, coronary artery disease, metabolic syndrome, acute coronary syndrome, aortic valve stenosis, aortic valve regurgitation, aortic dissection, retinal artery occlusion, cerebrovascular disease, mesenteric ischemia, superior mesenteric artery occlusion, renal artery stenosis, stable/unstable angina, acute coronary syndrome, heterozygous or homozygous familial hypercholesterolemia, hyperapobetalipoproteinemia, cerebrovascular atherosclerosis, cerebrovascular disease, and venous thrombosis. Such methods comprise administration of an LPA RNAi agent as described herein to a subject, e.g., a human or animal subject.

**[0015]** The pharmaceutical compositions can be administered in a number of ways depending upon whether local or systemic treatment is desired and upon the area to be treated. Administration can be made by any way commonly known in the art, such as, but not limited to, topical (e.g., by a transdermal patch), pulmonary (e.g., by inhalation or insufflation of powders or aerosols, including by nebulizer, intratracheal, intranasal), epidermal, transdermal, oral or parenteral. Parenteral administration includes, but is not limited to, intravenous, intraarterial, subcutaneous, intraperitoneal or intramuscular injection or infusion; subdermal (e.g., via an implanted device), intracranial, intraparenchymal, intrathecal, and intraventricular, administration. In some embodiments, the pharmaceutical compositions described herein are administered by subcutaneous injection.

**[0016]** The described LPA RNAi agents and/or compositions can be used in methods for therapeutic treatment of diseases, including but not limited to: Berger's disease, peripheral artery disease, coronary artery disease, metabolic syndrome, acute coronary syndrome, aortic valve stenosis, aortic valve regurgitation, aortic dissection, retinal artery occlusion, cerebrovascular disease, mesenteric ischemia, superior mesenteric artery occlusion, renal artery stenosis,

stable/unstable angina, acute coronary syndrome, heterozygous or homozygous familial hypercholesterolemia, hyperapobetalipoproteinemia, cerebrovascular atherosclerosis, cerebrovascular disease, and venous thrombosis. Such methods comprise administration of an LPA RNAi agent as described herein to a subject, e.g., a human or animal subject.

**[0017]** Unless otherwise defined, all technical and scientific terms used herein have the same meaning as commonly understood by one of ordinary skill in the art to which this invention belongs. Although methods and materials similar or equivalent to those described herein can be used in the practice or testing of the present invention, suitable methods and materials are described below. All publications, patent applications, patents, and other references mentioned herein are incorporated by reference in their entirety. In case of conflict, the present specification, including definitions, will control. In addition, the materials, methods, and examples are illustrative only and not intended to be limiting.

**[0018]** Other features and advantages of the invention will be apparent from the following detailed description, and from the claims.

#### BRIEF DESCRIPTION OF THE FIGURES

**[0019]** FIG. 1. Graph illustrating serum Lp(a) protein levels in Lp(a) transgenic (Tg) mice following a single subcutaneous administration of 0.5 mg/kg (dashed line) or 2 mg/kg (solid line) of indicated LPA RNAi agent. Lp(a) levels were normalized to day 1 and saline control.

**[0020]** FIG. 2. Graph illustrating serum Lp(a) protein levels in Lp(a) Tg mice following administration of three subcutaneous doses of 1 mg/kg (dashed line) or 3 mg/kg (solid line) of indicated LPA RNAi agent, administered once a week for three weeks (dose on days 1, 8, and 15). Lp(a) levels were normalized to day 1 and saline control.

**[0021]** FIG. 3. Graph illustrating Lp(a) particle levels in Cynomolgus monkey serum following administration of a single 2 mg/kg AD01196 LPA RNAi agent dosed 1:1 (wt/wt) with delivery polymer on day 1. Lp(a) levels were normalized to two pre-dose values (shown as day 0).

**[0022]** FIG. 4. Graph illustrating Lp(a) particle levels in Cynomolgus monkey serum following administration of 4 mg/kg or 6 mg/kg LPA RNAi agent dosed 1:1 (wt/wt) with delivery polymer on day 1 and day 71. Lp(a) levels were normalized to two pre-dose values (shown as day 0). 4 mg/kg dose=black circles; 6 mg/kg dose=gray squares.

**[0023]** FIG. 5. Graph illustrating Lp(a) particle levels in Cynomolgus monkey serum following three weekly subcutaneous doses of 3 mg/kg of AD02819 LPA RNAi agent on days 1, 8, and 15. Lp(a) levels were normalized to three pre-dose values (shown as day 0).

**[0024]** FIG. 6. Graph illustrating Lp(a) particle levels in Cynomolgus monkey serum following a single subcutaneous administration of 3 mg/kg of LPA RNAi agent on day 1. AD03460 and AD03536 groups received an additional 1 mg/kg dose of LPA RNAi agent on day 48. Lp(a) levels were normalized to three pre-dose values (shown as day 0).

#### DETAILED DESCRIPTION

**[0025]** Described herein are RNAi agents for inhibiting expression of the LPA gene (referred to herein as LPA RNAi agents). The RNAi agents described herein, upon delivery to a cell expressing the LPA gene, inhibit or knockdown

expression of LPA in vitro and/or in vivo through the biological process of RNA interference (RNAi). As used herein, unless specifically noted otherwise, LPA may refer to an LPA gene, an LPA mRNA, or an LP(a) protein, as appropriate.

**[0026]** An LPA RNAi agent comprises a sense strand and an antisense strand. The sense strand and antisense strand each contain a core sequence 17-23 nucleobases in length. An antisense strand core sequence is 100% (perfectly) complementary or at least 90% (substantially) complementary to a nucleotide sequence (sometimes referred to, e.g., as a target sequence) present in an LPA mRNA. A sense strand core sequence is 100% (perfectly) complementary or at least 90% (substantially) complementary to a sequence in the antisense strand and thus the sense strand core sequence is perfectly identical or at least 90% identical to a nucleotide sequence (target sequence) present in the LPA mRNA. A sense strand core sequence can be the same length as a corresponding antisense core sequence or it can be a different length. In some embodiments, the antisense strand core sequence is 17, 18, 19, 20, 21, 22, or 23 nucleotides in length. In some embodiments, the sense strand core sequence is 17, 18, 19, 20, 21, 22, or 23 nucleotides in length.

**[0027]** LPA RNAi agent sense and antisense strands anneal to form a duplex. A sense strand and an antisense strand of an LPA RNAi agent are partially, substantially, or fully complementary to each other. Within the complementary duplex region, the sense strand core sequence is at least 90% complementary or 100% complementary to the antisense core sequence. In some embodiments, the sense strand core sequence contains a sequence of at least 17, at least 18, at least 19, at least 20, or at least 21 nucleotides that is at least 90% or 100% complementary to a corresponding 17, 18, 19, 20, or 21 nucleotide sequence of the antisense strand core sequence (i.e., the sense strand and antisense core sequences of an LPA RNAi agent have a region of at least 17, at least 18, at least 19, at least 20, or at least 21 nucleotides that is at least 90% base paired or 100% base paired.)

**[0028]** As used herein, and unless otherwise indicated, the term “complementary,” when used to describe a first nucleotide sequence (e.g., RNAi agent sense strand or LPA mRNA) in relation to a second nucleotide sequence (e.g., RNAi agent antisense strand), refers to the ability of an oligonucleotide or polynucleotide comprising the first nucleotide sequence to hybridize (form base pair hydrogen bonds) and form a duplex or double helical structure under certain conditions with an oligonucleotide or polynucleotide comprising the second nucleotide sequence. Complementary sequences include Watson-Crick base pairs or non-Watson-Crick base pairs and include natural or modified nucleotides or nucleotide mimics as long as the above requirements with respect to their ability to hybridize are fulfilled. “Perfectly complementary” or “fully complementary” means that all (100%) of the bases in a contiguous sequence of a first polynucleotide will hybridize with the same number of bases in a contiguous sequence of a second polynucleotide. The contiguous sequence may comprise all or a part of a first or second nucleotide sequence. As used herein, “partial complementary” means that in a hybridized pair of nucleobase sequences, at least 70% of the bases in a contiguous sequence of a first polynucleotide will hybridize with the same number of bases in a contiguous sequence of a second

polynucleotide. As used herein, “substantial complementary” means that in a hybridized pair of nucleobase sequences, at least 85% of the bases in a contiguous sequence of a first polynucleotide will hybridize with the same number of bases in a contiguous sequence of a second polynucleotide. The terms “complementary”, “fully complementary” and “substantially complementary” as used herein may be used with respect to the base matching between the sense strand and the antisense strand of an RNAi agent, or between the antisense strand of an RNAi agent and a sequence of an LPA mRNA. Sequence identity or complementarity is independent of modification. For the purposes of determining identity or complementarity, for example, A and G are complementary to U (or T) and identical to A.

**[0029]** The length of the LPA RNAi agent sense and antisense strands described herein are independently 17 to 30 nucleotides in length. In some embodiments, the sense and antisense strands are independently 17 to 26 nucleotides in length. In some embodiments, the sense and antisense strands are 19-26 nucleotides in length. In some embodiments, the described RNAi agent sense and antisense strands are independently 17, 18, 19, 20, 21, 22, 23, 24, 25, or 26 nucleotides in length. The sense and antisense strands can be either the same length or they can be different lengths. In some embodiments, a sense strand and an antisense strand are each 26 nucleotides in length. In some embodiments, a sense strand is 23 nucleotides in length and an antisense strand is 21 nucleotides in length. In some embodiments, a sense strand is 22 nucleotides in length and an antisense strand is 21 nucleotides in length. In some embodiments, a sense strand is 21 nucleotides in length and an antisense strand is 21 nucleotides in length. In some embodiments, a sense strand is 19 nucleotides in length and an antisense strand is 21 nucleotides in length.

**[0030]** The sense strand and/or the antisense strand may optionally and independently contain an additional 1, 2, 3, 4, 5, or 6 nucleotides (extension) at the 3' end, the 5' end, or both the 3' and 5' ends of the core sequences. The antisense strand additional nucleotides, if present, may or may not be complementary to the corresponding sequence in the LPA mRNA. The sense strand additional nucleotides, if present, may or may not be identical to the corresponding sequence in the LPA mRNA. The antisense strand additional nucleotides, if present, may or may not be complementary to the corresponding sense strand's additional nucleotides, if present.

**[0031]** As used herein, an extension comprises 1, 2, 3, 4, 5, or 6 nucleotides at the 5' and/or 3' end of the sense strand core sequence and/or antisense strand core sequence. The extension nucleotides on a sense strand may or may not be complementary to nucleotides, either core sequence nucleotides or extension nucleotides, in the corresponding antisense strand. Conversely, the extension nucleotides on an antisense strand may or may not be complementary to nucleotides, either core sequence nucleotides or extension nucleotides, in the corresponding sense strand. In some embodiments, both the sense strand and the antisense strand of an RNAi agent contain 3' and 5' extensions. In some embodiments, one or more of the 3' extension nucleotides of one strand base pairs with one or more 5' extension nucleotides of the other strand. In other embodiments, one or more of 3' extension nucleotides of one strand do not base pair with one or more 5' extension nucleotides of the other strand.

In some embodiments, an LPA RNAi agent has an antisense strand having a 3' extension and a sense strand having a 5' extension.

**[0032]** In some embodiments an LPA RNAi agent comprises an antisense strand having a 3' extension of 1, 2, 3, 4, 5, or 6 nucleotides in length. In other embodiments, an LPA RNAi agent comprises an antisense strand having a 3' extension of 1, 2, or 3 nucleotides in length. In some embodiments, one or more of the antisense strand extension nucleotides comprise uracil or thymidine nucleotides or nucleotides which are complementary to the corresponding LPA mRNA sequence. In some embodiments, a 3' antisense strand extension includes or consists of, but is not limited to: Ab, AbAb, AUA, UGCUU, CUG, UG, UGCC, CUGCC, CGU, CUU, UGCCUA, CUGCCU, UGCCU, UGAUU, GCCUAU, T, TT (each listed 5' to 3').

**[0033]** In some embodiments, an LPA RNAi agent comprises an antisense strand having a 5' extension of 1, 2, 3, 4, or 5 nucleotides in length. In other embodiments, an LPA RNAi agent comprises an antisense strand having a 5' extension of 1 or 2 nucleotides in length. In some embodiments, one or more of the antisense strand extension nucleotides comprises uracil or thymidine nucleotides or nucleotides which are complementary to the corresponding LPA mRNA sequence. In some embodiments, the 5' antisense strand extension includes or consists of, but is not limited to, UA, TU, U, T, CUC (each listed 5' to 3'). An antisense strand may have any of the 3' extensions described above in combination with any of the 5' antisense strand extensions described, if present.

**[0034]** In some embodiments, an LPA RNAi agent comprises a sense strand having a 3' extension of 1, 2, 3, 4, or 5 nucleotides in length. In some embodiments, one or more of the sense strand extension nucleotides comprises adenosine, uracil, or thymidine nucleotides, AT dinucleotide, or nucleotides which correspond to nucleotides in the LPA mRNA sequence. In some embodiments, the 3' sense strand extension includes or consists of, but is not limited to: T, UUAb, UAb, Ab, UT, TT, UUT, TTT, or TTTT (each listed 5' to 3').

**[0035]** In some embodiments, an LPA RNAi agent comprises a sense strand having a 5' extension of 1, 2, 3, 4, 5, or 6 nucleotides in length. In some embodiments, one or more of the sense strand extension nucleotides comprise uracil or adenosine nucleotides or nucleotides which correspond to nucleotides in the LPA mRNA sequence. In some embodiments, the sense strand 5' extension can be, but is not limited to: CA, AUAGGC, AUAGG, AUAG, AUA, A, AA, AC, GCA, GGCA, GGC, UAUCA, UAUC, Ab, UCA, UAU (each listed 5' to 3'). A sense strand may have a 3' extension and/or a 5' extension.

**[0036]** Examples of nucleotide sequences used in forming LPA RNAi agents are provided in Tables 1, 2A, 2B, 3A, and 3B. As used herein, the term "sequence" or "nucleotide sequence" refers to a succession or order of nucleobases, nucleotides, and/or nucleosides, whether modified or unmodified, described with a succession of letters using the standard nucleotide nomenclature and the key for modified nucleotides described herein.

**[0037]** RNAi agents include, but are not limited to: short interfering RNAs (siRNAs), double-strand RNAs (dsRNA), micro RNAs (miRNAs), short hairpin RNAs (shRNA), and dicer substrates (e.g., U.S. Pat. Nos. 8,084,599, 8,349,809, and 8,513,207).

**[0038]** Unmodified LPA RNAi agent sense strand and antisense strand sequences are provided in Table 1. In forming LPA RNAi agents, each of the nucleotides in each of the sequences listed in Table 1 may be a modified nucleotide.

TABLE 1

Unmodified LPA RNAi agent antisense strand and sense strand sequences.			
Antisense strand base sequence 5'→3'	SEQ ID NO.	Sense strand base sequence 5'→3'	SEQ ID NO.
TCGGCAGUCCCUUCUGCGUTT	1	ACGCAGAAGGGACUGCCGAT	190
TGUAGCACUCCUGCACCCCTT	2	GGGGUGCAGGAGUGCUACAT	191
TAAUAAGGGGCGCCACAGTT	3	CUGUGGCAGCCCCUUAUUAT	192
TUAACAUAAGGGGCGCCTT	4	GGCAGCCCCUUAUUGUUAT	193
TGUAUAACAUAAGGGGCUTT	5	AGCCCCUUAUUGUUUACAT	194
TCGUAUAACAUAAGGGGCTT	6	GCCCCUUAUUGUUUACGAT	195
TCGUCUGAGCAUUGUGUCATT	7	UGACACAAUGCUCAGACGAT	196
TGCGUCUGAGCAUUGUGUCTT	8	GACACAAUGCUCAGACGAT	197
TUGCGUCUGAGCAUUGUGUTT	9	ACACAAUGCUCAGACGCAAT	198
TUCUGCGUCUGAGCAUUGUTT	10	ACAAUGCUCAGACGAGAAT	199
TGGAUCUGGAUUUCGGCAGTT	11	CUGCCGAAAUCCAGAUCAT	200
TCAGGAUCUGGAUUUCGGCTT	12	GCCGAAAUCCAGAUCUGAT	201
TCAUCUGAGCAUCGUGUCATT	13	UGACACGAUGCUCAGAUGAT	202
TGCAUCUGAGCAUCGUGUCTT	14	GACACGAUGCUCAGAUGCAT	203



TABLE 1-continued

Unmodified LPA RNAi agent antisense strand and sense strand sequences.			
Antisense strand base sequence 5'→3'	SEQ ID NO.	Sense strand base sequence 5'→3'	SEQ ID NO.
TUGCAUCUGAGCAUCGUGUTT	15	ACACGAUGCUCAGAUGCAAT	204
TUCUGCAUCUGAGCAUCGUTT	16	ACGAUGCUCAGAUGCAGAAT	205
TAAAGCCUCUAGGCCUUGGATT	17	UCCAAGCCUAGAGGCCUUUAT	206
TGUACCCCGGGGUUUCUTT	18	AGGAAACCCCGGGGUACAT	207
TUGUACCCCGGGGUUUCCTT	19	GGAAACCCCGGGGUACAAT	208
TCUGUACCCCGGGGUUUCTT	20	GAAACCCCGGGGUACAGAT	209
TUCCAUAUUGGUAGUAGCATT	21	UGCUCUACCAUUUUGGAAT	210
TGUCCAUAUUGGUAGUAGCTT	22	GCUACUACCAUUUUGGACAT	211
TCUCUGUCCAUAUUGGUAGTT	23	CUACCAUUUUGGACAGAGAT	212
TCGACUAUGCUGGUGUGGUTT	24	ACCACACCAGCAUAGUCGAT	213
TCCGACUAUGCUGGUGUGGTT	25	CCACACCAGCAUAGUCGGAT	214
TUCCGACUAUGCUGGUGUGTT	26	CACACCAGCAUAGUCGGAAT	215
TGGUCCGACUAUGCUGGUGTT	27	CACCAGCAUAGUCGGACCAT	216
TUUUCUGGGUCCGACUAUTT	28	AUAGUCGGACCCAGAAAAT	217
TUUUCUGGGUCCGACUAATT	29	UAGUCGGACCCAGAAAAT	218
TGCGAAUCUCAGCAUCUGGTT	30	CCAGAUGCUGAGAUCGCAT	219
TCCAAGGGCGAAUCUCAGCTT	31	GCUGAGAUCGCCCUUGGAT	220
TACCAAGGGCGAAUCUCAGTT	32	CUGAGAUCGCCCUUGGUAT	221
TCACCAAGGGCGAAUCUCATT	33	UGAGAUUCGCCCUUGGUGAT	222
TACACCAAGGGCGAAUCUCTT	34	GAGAUUCGCCCUUGGUGUAT	223
TCCUGACACUGGGAUCCAUTT	35	AUGGAUCCAGUGUCAGGAT	224
TUGCAAGGACACUUGAUUCTT	36	GAAUCAAGUGUCUUGCAAT	225
TUUGCAAGGACACUUGAUUTT	37	AAUCAAGUGUCCUUGCAAAT	226
TUUGCUCUGGUGUCUUCTT	38	GAAGCACCAACGGAGCAAAT	227
TAAUGAGCCUCGAUAACUCTT	39	GAGUUAUCGAGGCUCAUUAT	228
TGAAUGAGCCUCGAUAACUTT	40	AGUUAUCGAGGCUCAUUCAT	229
TGGAUAAUAUUCUGUUGUCTT	41	GACAACAGAAUAUUAUCCAT	230
TCCAUGGUUAUAACCAAGTT	42	CUUGGUGUUAUACCAUGGAT	231
TGAUCCAUGGUUAUAACCTT	43	GGUGUUAUACCAUGGAUCAT	232
TAUUGGGAUCCAUGGUUAATT	44	UAUACCAUGGAUCCCAAUAT	233
TCAUUGGGAUCCAUGGUUAUTT	45	AUACCAUGGAUCCCAAUGAT	234
TACAUUGGGAUCCAUGGUUATT	46	UACCAUGGAUCCCAAUGUAT	235
TGACAUUGGGAUCCAUGGUTT	47	ACCAUGGAUCCCAAUGUCAT	236
TGACAUUGGUGUCAGGUUGCTT	48	GCAACCUGACACAAUGUCAT	237
TCACUGGACAUUGGUCAGTT	49	CUGACACAAUGUCCAGUGAT	238

TABLE 1-continued

Unmodified LPA RNAi agent antisense strand and sense strand sequences.			
Antisense strand base sequence 5'→3'	SEQ ID NO.	Sense strand base sequence 5'→3'	SEQ ID NO.
TACUUGAUUCUGUCACUGGTT	50	CCAGUGACAGAAUCAAGUAT	239
TGAGAAUGAGCCUCGAUAATT	51	UUAUCGAGGCUCAUUCUCAT	240
TCCAUUUGGGUAGUAUUCUTT	52	AGAAUACUACCCAAUUGGAT	241
TCACCAUUUGGGUAGUAUUTT	53	AAUACUACCCAAUUGGUGAT	242
TCCACCAUUUGGGUAGUAUTT	54	AUACUACCCAAUUGGUGGAT	243
TAUAACACCAAGGGCGAUAUTT	55	AUUCGCCCUUGGUGUUUAUT	244
TACUGGGAUCCAUGGUAUATT	56	UAUACCAUGGAUCCAGUAT	245
TCACUGGGAUCCAUGGUAUTT	57	AUACCAUGGAUCCAGUGAT	246
TACCACCGUGGAGUUGUGTT	58	CACAACUCCACGGUGGUAT	247
TCAAGACUGACAUUUUUUTT	59	AAGAACAUGUCAGUCUUGAT	248
TGGGAGUUGUGAGGACACUTT	60	AGUGUCCUCACAACUCCCAT	249
TUCUCAGGUGGUCUUGUUTT	61	AACAAGCACCACUGAGAAT	250
TCACAGGGCUUUUCACAGGTT	62	CCUGAGAAAAGCCUUGUGAT	251
TGAUGCCAGUGUGGUAUCATT	63	UGAUACCACACUGGCAUCAT	252
TUGAUGCCAGUGUGGUAUCTT	64	GAUACCACACUGGCAUCAAT	253
TGACACCGAUUCUGUUUUCTT	65	GAAACAGAAUCAGGUGUCAT	254
TGGACACCGAUUCUGUUUUTT	66	AAACAGAAUCAGGUGUCCAT	255
TCUAGGACACCGAUUCUGGTT	67	CAGAAUCAGGUGUCCUAGAT	256
TAUAAGGGGCGGCCACAGGTT	68	CCUGUGGCAGCCCCUUAUAT	257
TAACAUAAGGGGCGGCCATT	69	UGGCAGCCCCUUAUUGUUAT	258
TGUCCGACUAUGCUGGUGUTT	70	ACACCAGCAUAGUCGGACAT	259
TUCUCAGCAUCUGGAUUCCTT	71	GGAUCCAGAUGCUGAGAAT	260
TCGAAUCUCAGCAUCUGGATT	72	UCCAGAUGCUGAGAUUCGAT	261
TAAGGGCGAAUCUCAGCAUTT	73	AUGCUGAGAUUCGCCUUAT	262
TUGACACUGGGAUCCAUGGTT	74	CCAUGGAUCCAGUGUCAAT	263
TCCGUUGGUGCUUCUUCAGTT	75	CUGAAGAAGCACCAACGGAT	264
TCUUGAUUCUGUCACUGGATT	76	UCCAGUGACAGAAUCAAGAT	265
TCACCGUGGGAGUUGUGAGTT	77	CUCACAACUCCACGGUGAT	266
TUCUAGGACACCGAUUCUTT	78	AGAAUCAGGUGUCCUAGAAT	267
TAGUCUCUAGGACACCGATT	79	UCAGGUGUCCUAGAGACUAT	268
TCAAUAAGGGGCGGCCACATT	80	UAUAGCCCCUUAUUGUUUAUCAT	269
TCUGCGUCUGAGCAUUGUGTT	81	UAUGCCCCUUAUUGUUUAUCGAT	270
TACAGGAUCUGGAUUUCGGTT	82	UAUGACACAAUGCUCAGACGCAT	271
TCCGGGGUUUCCUCAGUCTT	83	UAUACACAAUGCUCAGACGCAAT	272
TUGUCCAUAUUGGUAGUAGTT	84	UAUUUAUCGAGGCUCAUUCUCAT	273
TUCUGUCCAUAUUGGUAGUTT	85	UAUGAAACAGAAUCAGGUGUCAT	274

TABLE 1-continued

Unmodified LPA RNAi agent antisense strand and sense strand sequences.			
Antisense strand base sequence 5'→3'	SEQ ID NO.	Sense strand base sequence 5'→3'	SEQ ID NO.
TACUCUGUCCAUAUUGGUATT	86	UAUACACCAGCAUAGUCGGACAT	275
TAACUCUGUCCAUAUUGGUTT	87	UAUCCAGAUUCUGAGAUUCGAT	276
TGGGCGAAUCUCAGCAUCUTT	88	UAUAUGCUGAGAUCGCCCUUAT	277
TAGGGCGAAUCUCAGCAUCTT	89	UAUCCAUGGAUCCAGUGUCAAT	278
TAACACCAAGGGCGAAUCUTT	90	UGUGGCAGCCCCUAUUGAT	279
TAGGACACUUGAUUCUGUCTT	91	CACAAUGCUCAGACGCAGAT	280
TGGACCAAGACUGACAUGUTT	92	CCGAAAUCCAGAUCUGUAT	281
TGGUCAGGCCACCAUUGGTT	93	GACUGAGGAAACCCCGGAT	282
TAUCCAUGGUUAUACACCATT	94	CUACUACCAUUAUGGACAAT	283
TGGGAUCCAUGGUUAUACATT	95	ACUACCAUUAUGGACAGAAT	284
TUGGACAUUGUGUCAGGUUTT	96	UACCAUUAUGGACAGAGUAT	285
TAUUCUGUCACUGGACAUUTT	97	ACCAUUAUGGACAGAGUUAT	286
TGGUGCUUGUUCAGAAACATT	98	AGAUGCUGAGAUUCGCCAT	287
TGGAGAAUGAGCCUCGAUATT	99	GAUGCUGAGAUUCGCCUAT	288
TGUGGAGAAUGAGCCUCGATT	100	AGAUUCGCCCUUGGUGUUAT	289
TCCGUGGGAGUUGUGAGGATT	101	GACAGAAUCAAGUGUCCUAT	290
TGGACCACCGUGGGAGUUGTT	102	ACAUGCAGUCUUGGUCCAT	291
TUGCUGUUCAGAAAGGAGCTT	103	CCAAUUGGUGGCCUGACCAT	292
TCUGAUGCCAGUGUGGUUUTT	104	UGGUGUUAUACCAUGGAUAT	293
TUAGGACACCUGAUUCUGUTT	105	UGUUAUACCAUGGAUCCAT	294
TCUCUAGGACACCUGAUUCTT	106	AACCUGACACAAUGUCCAAT	295
TUCUCUAGGACACCUGAUUTT	107	AAUUGCCAGUGACAGAAUAT	296
TGUCUCUAGGACACCUGAUUTT	108	UGUUUCUGAAACAAGCACCAT	297
TGAGAAUGAGCCUCGAAUACUCUUAU	109	UAUCGAGGCUCAUUCUCCAT	298
TGACACCUGAUUCUGUUUCUGAGUAU	110	UCGAGGCUCAUUCUCCACAT	299
TCGUAAUACAUAUAGGGGUGCCUAU	111	UCCUCAACAUCUCCACGGAT	300
TGCGUCUGAGCAUUGUGUCAGGUUAU	112	CAACUCCCACGGUGGUCCAT	301
TUGCGUCUGAGCAUUGUGUCAGGUUAU	113	GCUCUUCUGAACAAGCAAT	302
TAAGGGCGAAUCUCAGCAUCUGGUUAU	114	AUACCACACUGGCAUCAGAT	303
UUAACAUAUAGGGGUGCAB	115	ACAGAAUCAGGUGUCCUAAT	304
UGUAUAACAUAUAGGGGUGCAB	116	GAAUCAGGUGUCCUAGAGAT	305
UCGUAAUACAUAUAGGGGUGCAB	117	AAUCAGGUGUCCUAGAGAAT	306
UGCGUCUGAGCAUUGUGUAB	118	AUCAGGUGUCCUAGAGACAT	307
UUGCGUCUGAGCAUUGUGAB	119	UAUAUAGUUAUCGAGGCUCAUUCUCA	308
UCAGGAUCUGGAUUUCGGAB	120	UAUAUCAGAAACAGAAUCAGGUGUCA	309

TABLE 1-continued

Unmodified LPA RNAi agent antisense strand and sense strand sequences.			
Antisense strand base sequence 5'→3'	SEQ ID NO.	Sense strand base sequence 5'→3'	SEQ ID NO.
UUGCAUCUGAGCAUCGUGAb	121	UAUAUCAGCCCCUUAUUGUUAUACGA	310
UCGACUAUGCUGGUGUGGAb	122	UAUAUCUGACACAAUGCUCAGACGCA	311
UUUUCUGGGUCCGACUAAb	123	UAUAUUGACACAAUGCUCAGACGCAA	312
UGCGAUUCUCAGCAUCUGAb	124	UAUAUAGAUGCUGAGAUCGCCCUUA	313
UUGCAAGGACACUUGAUUAb	125	GCAGCCCCUUAUUGUUA	314
UAAUGAGCCUCGAUAACUAb	126	GCCCCUUAUUGUUAUACA	315
UGAAUGAGCCUCGAUAACAb	127	CCCCUUAUUGUUAUACGA	316
UGACAUUGUGUCAGGUUGAb	128	ACACAAUGCUCAGACGCA	317
UGAGAAUGAGCCUCGAUAAb	129	CACAAUGCUCAGACGCAA	318
UCCAUUUGGGUAGUAUUCAb	130	CCGAAAUCCAGAUCCUGA	319
UCACCAUUUGGGUAGUAUAb	131	CACGAUGCUCAGAUGCAA	320
UGACACCGAUUCUGUUUAb	132	CCACACCAGCAUAGUCGA	321
UGGACACCGAUUCUGUUAb	133	UAGUCGGACCCAGAAAA	322
UUAACAUAAGGGGUGAbAb	134	CAGAUGCUGAGAUCGCA	323
UGUAUAACAUAAGGGGAbAb	135	AAUCAAGUGUCCUUGCAA	324
UCGUUAACAUAAGGGGAbAb	136	AGUUAUCGAGGCUCAUUA	325
UGCGUCUGAGCAUUGUGAbAb	137	GUUAUCGAGGCUCAUUA	326
UUGCGUCUGAGCAUUGUAbAb	138	CAACCUGACACAAUGUCA	327
UCAGGAUCUGGAUUUCGAbAb	139	UAUCGAGGCUCAUUCUA	328
UUGCAUCUGAGCAUCGUAbAb	140	GAAUACUACCCAAAUGGA	329
UCGACUAUGCUGGUGUGAbAb	141	AUACUACCCAAAUGGUGA	330
UUUUCUGGGUCCGACUAAbAb	142	AAACAGAAUCAGGUGUCA	331
UGC GAUUCUCAGCAUCUAbAb	143	AACAGAAUCAGGUGUCCA	332
UUGCAAGGACACUUGAUUAbAb	144	CAGCCCCUUAUUGUUA	333
UAAUGAGCCUCGAUAACAbAb	145	CCCCUUAUUGUUAUACA	334
UGAAUGAGCCUCGAUAAAbAb	146	CCCUUAUUGUUAUACGA	335
UGACAUUGUGUCAGGUUAbAb	147	CACAAUGCUCAGACGCA	336
UGAGAAUGAGCCUCGAUAbAb	148	ACAAUGCUCAGACGCAA	337
UCCAUUUGGGUAGUAUUAbAb	149	CGAAAUCCAGAUCCUGA	338
UCACCAUUUGGGUAGUAUAbAb	150	ACGAUGCUCAGAUGCAA	339
UGACACCGAUUCUGUUAbAb	151	CACACCAGCAUAGUCGA	340
UGGACACCGAUUCUGUAbAb	152	AGUCGGACCCAGAAAA	341
UGAGAAUGAGCCUCGAUAACUUAU	153	AGAUGCUGAGAUUCGCA	342
UGACACCGAUUCUGUUUCUGAUU	154	AUCAAGUGUCCUUGCAA	343
UGAGAAUGAGCCUCGAUAACUUAU	155	GUUAUCGAGGCUCAUUA	344
UCGUUAACAUAAGGGGUGCCUUAU	156	UUAUCGAGGCUCAUUA	345

TABLE 1-continued

Unmodified LPA RNAi agent antisense strand and sense strand sequences.			
Antisense strand base sequence 5'→3'	SEQ ID NO.	Sense strand base sequence 5'→3'	SEQ ID NO.
UGAGAAUGAGCCUCGAUAATT	157	AACCUGACACAAUGUCA	346
UCGUAAUACAAUAAGGCGCUGCCUAU	158	AUCGAGGCUCAUUCUCA	347
UGAGAAUGAGCCUCGATAbAb	159	AAUACUACCCAAAUGGA	348
UGACACCUGAUUCUGTTAbAb	160	UACUACCCAAAUGGUGA	349
UCGUAAUACAAUAAGGGGCUGAUU	161	AACAGAAUCAGGUGUCA	350
UCGUAAUACAAUAAGGGGCUGCUU	162	ACAGAAUCAGGUGUCCA	351
UGAGAAUGAGCCUCGAUAACUCUU	163	UAUUAUCAGCGCCUUUAUGUUUAUCGA	352
UCGUAAUACAAUAAGGGGCUU	164	ATCGAGGCUCAUUCUCA	353
UGUAUAACAAUAAGGGG	165	UCAGCCCCUUAUUGUUUAUCGAUUAAb	354
UCGUAAUACAAUAAGGG	166	UcAGccccuuAuuGuuAuAcGAAb	355
UGAGAAUGAGCCUCGAT	167	UAGUUUAUCGAGGCUCAUUCUCAUUAAb	356
UGACACCUGAUUCUGTT	168	AbGCCCCUUAUUGUUUAUCGAUUAAb	357
TUCGUAAUACAAUAAGGGGCUGCCUA	169	AUAUCAGCCCCUUAUUGUUUAUCGAT	358
UAUCGUAAUACAAUAAGGGGCUGCCU	170	UAUCAGCCCCUUAUUGUUUAUCGAUT	359
TCCGUAAUACAAUAAGGGGCUGCCUA	171	AUAUAGUUUAUCGAGGCUCAUUCUCAT	360
CUCCGUAAUACAAUAAGGGGCUGCCU	172	UAUAGUUUAUCGAGGCUCAUUCUCAUT	361
TUGAGAAUGAGCCUCGAUAACUCUUA	173	AbUUUAUCGAGGCUCAUUCUCAUUAAb	362
UAUGAGAAUGAGCCUCGAUAACUCUU	174	UAUAUAUUUAUCGAGGCUCAUUCUCAAb	363
TGGAGAAUGAGCCUCGAUAACUCUUA	175	GGCAGCCCCUUAUUGUUUAUCGATT	364
GUGGAGAAUGAGCCUCGAUAACUCUU	176	GGCAGCCCCUUAUUGUUUAUCGAUUT	365
UGAGAAUGAGCCUCGAUAAUU	177	CAGCCCCUUAUUGUUUAUCGATTTT	366
TCGUAAUACAAUAAGGGGCUU	178	GCGAUAGUUUAUCGAGGCUCAUUCUCA	367
UGAGAAUGAGCCUCGAUAAUUUAUAUA	179	UGAAUAGUUUAUCGAGGCUCAUUCUCA	368
UCGUAAUACAAUAAGGGGCUGCC	180	AUCGUAGUUUAUCGAGGCUCAUUCUCA	369
TUCGUAAUACAAUAAGGGGCUGCC	181	UAUAAAGUUUAUCGAGGCUCAUUCUCA	370
TUCGUAAUACAAUAAGGGGCUG	182	AGCCCCUUAUUGUUUAUCGAAb	371
UGAGAAUGAGCCUCGAUAACUAUCGC	183	AAGCCCCUUAUUGUUUAUCGAAb	372
UGAGAAUGAGCCUCGAUAACUAUUCUA	184	GCAGCCCCUUAUUGUUUAUCGAAb	373
UGAGAAUGAGCCUCGAUAACUACGAU	185	UAUAUAGUUUAUCGAGGCUCAUUCUCAAb	374
UCGUAAUACAAUAAGGGGCUG	186	ACGCCCCUUAUUGUUUAUCGAAb	375
UCGUAAUACAAUAAGGGGCUGCCU	187	GccccuuAuuGuuAuAcGAuuAb	376
UCGUAAUACAAUAAGGGGCUG	188	AGCCCCUUAUUGUUUAUCGAUUAAb	377
TCGUAAUACAAUAAGGGGCUGCUU	189	AAGccccuuAuuGuuAuAcGAuuAb	378
TCGUAAUACAAUAAGGGGC	1242	UAUCAGCCCCUUAUUGUUUAUCGA	379
UCGUAAUACAAUAAGGGG	1244	UAGCAGCCCCUUAUUGUUUAUCGA	380

TABLE 1-continued

Unmodified LPA RNAi agent antisense strand and sense strand sequences.			
Antisense strand base sequence 5'→3'	SEQ ID NO.	Sense strand base sequence 5'→3'	SEQ ID NO.
UCGUUAACAUAAGGG	1246	GCAGCCCUUAUUGUUAUACGA	381
TGAGAAUGAGCCUCGAUAA	1248	AUAAGAGUUAUCGAGGCUCAUUCUCA	382
UGAGAAUGAGCCUCGAUA	1250	AUAGGCAGCCCUUAUUGUUAUACGA	383
UGAGAAUGAGCCUCGAU	1252	CAGCCCUUAUUGUUAUACGA	384
UGUAUAACAUAAGGGG	1254	UAUAUCAGCCCTUAUUGUUAUACGA	385
CGUAUAACAUAAGGGGC	1280	AbGCCCTUAUUGUUAUACGAUAb	1241
GAGAAUGAGCCUCGAUAA	1281	GCCCUUAUUGUUAUACGA	1243
UCGUUAACAUAAGGGGC	1282	CCCUUAUUGUUAUACGA	1245
UGAGAAUGAGCCUCGAUAA	1283	CCCUUAUUGUUAUACGA	1247
		UUAUCGAGGCUCAUUCUCA	1249
		UAUCGAGGCUCAUUCUCA	1251
		AUCGAGGCUCAUUCUCA	1253
		CCCUUAUUGUUAUACA	1255
		UUAUCGAGGCUCAUUCUCA	1258
		GCCCUUAUUGUUAUACGA	1259
		ACAGCCCUUAUUGUUAUACGA	1260
		AAAGCCCUUAUUGUUAUACGA	1261
		GCCCUUAUUGUUAUACG	1284
		UUAUCGAGGCUCAUUCUC	1285

Ab = abasic nucleotide

**[0039]** The LPA RNAi agents described herein are formed by annealing an antisense strand with a sense strand. A sense strand containing a sequence listed in Table 1 or Table 2B can be hybridized to any antisense strand containing a sequence listed in Table 1 or Table 2A provided the two sequences have a region of at least 90% complementarity over a contiguous 16, 17, 18, 19, 20, or 21 nucleotide sequence.

**[0040]** In some embodiments, an LPA RNAi agent antisense strand comprises a nucleotide sequence of any of the sequences in Table 1. In some embodiments, an LPA RNAi agent antisense strand comprises the sequence of nucleotides 1-17, 2-17, 1-18, 2-18, 1-19, 2-19, 1-20, 2-20, 1-21, 2-21, 1-22, 2-22, 1-23, 2-23, 1-24, 2-24, 1-25, 2-25, 1-26, or 2-26 of any of the sequences in Table 1. In some embodiments, an LPA RNAi agent sense strand comprises the nucleotide sequence of any of the sequences in Tables 1. In some embodiments, an LPA RNAi agent sense strand comprises the sequence of nucleotides 1-17, 2-17, 1-18, 2-18, 1-19, 2-19, 1-20, 2-20, 1-21, 2-21, 1-22, 2-22, 1-23, 2-23, 1-24, 2-24, 1-25, 2-25, 1-26, or 2-26 of any of the sequences in Table 1.

**[0041]** In some embodiments, the sense and antisense strands of the RNAi agents described herein contain the same number of nucleotides. In some embodiments the

sense and antisense strands of the RNAi agents described herein contain different numbers of nucleotides. In some embodiments, the sense strand 5' end and the antisense strand 3' end of an RNAi agent form a blunt end. In some embodiments, the sense strand 3' end and the antisense strand 5' end of an RNAi agent form a blunt end. In some embodiments, both ends of an RNAi agent form blunt ends. In some embodiments, neither end of an RNAi agent is blunt-ended. As used herein a blunt end refers to an end of a double stranded RNAi agent in which the terminal nucleotides of the two annealed strands are complementary (form a complementary base-pair). In some embodiments, the sense strand 5' end and the antisense strand 3' end of an RNAi agent form a frayed end. In some embodiments, the sense strand 3' end and the antisense strand 5' end of an RNAi agent form a frayed end. In some embodiments, both ends of an RNAi agent form a frayed end. In some embodiments, neither end of an RNAi agent is a frayed end. As used herein a frayed end refers to an end of a double stranded RNAi agent in which the terminal nucleotides of the two annealed strands from a pair (i.e. do not form an overhang) but are not complementary (i.e. form a non-complementary pair). As used herein, an overhang is a stretch of one or more unpaired nucleotides at the end of one strand of a double stranded RNAi agent.

**[0042]** The unpaired nucleotides may be on the sense strand or the antisense strand, creating either 3' or 5' overhangs. In some embodiments the RNAi agent contains: a blunt end and a frayed end, a blunt end and 5' overhang end, a blunt end and a 3' overhang end, a frayed end and a 5' overhang end, a frayed end and a 3' overhang end, two 5' overhang ends, two 3' overhang ends, a 5' overhang end and a 3' overhang end, two frayed ends, or two blunt ends.

**[0043]** A nucleotide base (or nucleobase) is a heterocyclic pyrimidine or purine compound which is a constituent of all nucleic acids and includes adenine (A), guanine (G), cytosine (C), thymine (T), and uracil (U). As used herein, the term "nucleotide" can include a modified nucleotide or nucleotide mimic, abasic site (Ab or X), or a surrogate replacement moiety.

**[0044]** In some embodiments, an LPA RNAi agent is prepared or provided as a salt, mixed salt, or a free-acid.

#### Modified Nucleotides

**[0045]** In some embodiments, an LPA RNAi agent contains one or more modified nucleotides. As used herein, a "modified nucleotide" is a nucleotide other than a ribonucleotide (2'-hydroxyl nucleotide). In some embodiments, at least 50%, at least 60%, at least 70%, at least 80%, at least 90%, at least 95%, or 100% of the nucleotides are modified. Modified nucleotides include, but are not limited to, deoxynucleotides, nucleotide mimics, abasic nucleotides (represented herein as X, Ab), 2'-modified nucleotides, 3' to 3' linkages (inverted) nucleotides (represented herein as invdN, invN, invn, invX, invAb, non-natural base-comprising nucleotides, bridged nucleotides, peptide nucleic acids (PNAs), 2',3'-seco nucleotide mimics (unlocked nucleobase analogues, represented herein as  $N_{UNA}$  or NUNA), locked nucleotides (represented herein as  $N_{LNA}$  or NLNA), 3'-O-Methoxy (2' internucleoside linked) nucleotides (represented herein as 3'-OMen), 2'-F-Arabino nucleotides (represented herein as NfANA or Nf<sub>ANA</sub>), 5'-Me,2'-fluoro nucleotide (represented herein as 5Me-Ne, morpholino nucleotides, vinyl phosphonate deoxyribonucleotides (represented herein as vpN), vinyl phosphonate containing nucleotides, and cyclopropyl phosphonate containing nucleotides (cPrpN). 2'-modified nucleotides (i.e. a nucleotide with a group other than a hydroxyl group at the 2' position of the five-membered sugar ring) include, but are not limited to, 2'-O-methyl nucleotides (represented herein as a lower case letter 'n' in a nucleotide sequence), 2'-deoxy-2'-fluoro nucleotides (represented herein as Nf, also represented herein as 2'-fluoro nucleotide), 2'-deoxy nucleotides (represented herein as dN), 2'-methoxyethyl (2'-O-2-methoxyethyl) nucleotides (represented herein as NM or 2'-MOE), 2'-amino nucleotides, and 2'-alkyl nucleotides. It is not necessary for all positions in a given compound to be uniformly modified. Conversely, more than one modification may be incorporated in a single LPA RNAi agent or even in a single nucleotide thereof. The LPA RNAi agent sense strands and antisense strands may be synthesized and/or modified by methods known in the art. Modification at one nucleotide is independent of modification at another nucleotide.

**[0046]** Modified nucleotides also include nucleotides having modified nucleobases. Modified nucleobases include, but are not limited to, synthetic and natural nucleobases, 5-substituted pyrimidines, 6-azapyrimidines and N-2, N-6 and 0-6 substituted purines, including 2-aminopropylad-

enine, 5-propynyluracil and 5-propynylcytosine, 5-methylcytosine (5-me-C), 5-hydroxymethyl cytosine, xanthine, hypoxanthine, 2-aminoadenine, 6-methyl and other alkyl derivatives of adenine and guanine, 2-propyl and other alkyl derivatives of adenine and guanine, 2-thiouracil, 2-thiothymine and 2-thiocytosine, 5-halouracil and cytosine, 5-propynyl uracil and cytosine, 6-azo uracil, cytosine and thymine, 5-uracil (pseudouracil), 4-thiouracil, 8-halo, 8-amino, 8-thiol, 8-thioalkyl, 8-hydroxyl and other 8-substituted adenines and guanines, 5-halo particularly 5-bromo, 5-trifluoromethyl and other 5-substituted uracils and cytosines, 7-methylguanine and 7-methyladenine, 8-azaguanine and 8-azaadenine, 7-deazaguanine and 7-deazaadenine and 3-deazaguanine and 3-deazaadenine.

#### Modified Internucleoside Linkages

**[0047]** In some embodiments, one or more nucleotides of an LPA RNAi agent are linked by non-standard linkages or backbones (i.e. modified internucleoside linkages or modified backbones). In some embodiments, a modified internucleoside linkage is a non-phosphate-containing covalent internucleoside linkage. Modified internucleoside linkages or backbones include, but are not limited to, 5'-phosphorothioate group (represented herein as a lower case 's' before a nucleotide, as in sN, sn, sNf, or sdN), chiral phosphorothioates, thiophosphate, phosphorodithioates, phosphotriesters, aminoalkyl-phosphotriesters, methyl and other alkyl phosphonates including 3'-alkylene phosphonates and chiral phosphonates, phosphinates, phosphoramidates including 3'-amino phosphoramidate and aminoalkylphosphoramidates, thionophosphoramidates, thionoalkyl-phosphonates, thionoalkylphosphotriesters, morpholino linkages, and boronophosphates having normal 3'-5' linkages, 2'-5' linked analogs of these, and those having inverted polarity wherein the adjacent pairs of nucleoside units are linked 3'-5' to 5'-3' or 2'-5' to 5'-2'. In other embodiments, a modified internucleoside linkage or backbone lacks a phosphorus atom. Modified internucleoside linkages lacking a phosphorus atom include, but are not limited to, short chain alkyl or cycloalkyl inter-sugar linkages, mixed heteroatom and alkyl or cycloalkyl inter-sugar linkages, or one or more short chain heteroatomic or heterocyclic inter-sugar linkages. In some embodiments, modified internucleoside backbones include, but are not limited to, siloxane backbones, sulfide, sulfoxide and sulfone backbones; formacetyl and thioformacetyl backbones, methylene formacetyl and thioformacetyl backbones, alkene containing backbones, sulfamate backbones, methyleneimino and methylenehydrazino backbones, sulfonate and sulfonamide backbones, amide backbones; and others having mixed N, O, S, and CH<sub>2</sub> component parts.

**[0048]** In some embodiments, a sense strand of an LPA RNAi agent can contain 1, 2, 3, 4 phosphorothioate linkages, an antisense strand of an LPA RNAi agent can contain 1, 2, 3, or 4 phosphorothioate linkages, or both the sense strand and the antisense strand independently can contain 1, 2, 3, or 4 phosphorothioate linkages.

**[0049]** In some embodiments, an LPA RNAi agent sense strand contains two phosphorothioate internucleoside linkages. In some embodiments, the two phosphorothioate internucleoside linkages are between the nucleotides at positions 1-3 from the 3' end of the sense strand. In some embodiments, the two phosphorothioate internucleoside linkages are between the nucleotides at positions 1-3, 2-4, 3-5, 4-6,

4-5, or 6-8 from the 5' end of the sense strand. In some embodiments, an LPA RNAi agent antisense strand contains four phosphorothioate internucleoside linkages. In some embodiments, the four phosphorothioate internucleoside linkages are between the nucleotides at positions 1-3 from the 5' end of the sense strand and between the nucleotides at positions 19-21, 20-22, 21-23, 22-24, 23-25, or 24-26 from the 5' end. In some embodiments, an LPA RNAi agent contains two phosphorothioate internucleoside linkages in the sense strand and four phosphorothioate internucleoside linkages in the antisense strand.

**[0050]** In some embodiments, an LPA RNAi agent contains one or more modified nucleotides and one or more modified internucleoside linkages. In some embodiments, a 2'-modified nucleotide is combined with modified internucleoside linkage.

#### LPA RNAi Agents Having Modified Nucleotides

**[0051]** Examples of antisense strands containing modified nucleotides are provided in Table 2A. Examples of sense strands containing modified nucleotides are provided in Table 2B. In Tables 2A and 2B, the following notations are used to indicate modified nucleotides:

- [0052]** N=2'-OH (unmodified) ribonucleotide (capital letter without f or d indication)
- [0053]** n=2'-OMe modified nucleotide
- [0054]** Nf=2'-fluoro modified nucleotide
- [0055]** dN=2'-deoxy nucleotides
- [0056]** NUNA=2',3'-seco nucleotide mimics (unlocked nucleobase analogs)

- [0057]** NINA=locked nucleotide
- [0058]** NfANA=2'-F-Arabino nucleotide
- [0059]** NM=2'-methoxyethyl nucleotide
- [0060]** Ab=abasic ribose
- [0061]** (invdN)=inverted deoxyribonucleotide (3'-3' linked nucleotide)
- [0062]** (invAb)=inverted abasic nucleotide
- [0063]** (invn)=inverted 2'-OMe nucleotide
- [0064]** s=phosphorothioate linked nucleotide
- [0065]** p=phosphate
- [0066]** vpdN=vinyl phosphonate deoxyribonucleotide
- [0067]** (3'OMen)=3'-OMe nucleotide
- [0068]** (5Me-Nf)=5'-Me, 2'-fluoro nucleotide
- [0069]** cPrp=cyclopropyl phosphonate
- [0070]** epTcPr=see Table 4
- [0071]** epTM=see Table 4

**[0072]** In addition the following targeting groups and linking groups are listed in Tables 2A and 2B: (Alk-PEG5-C6), (C11-PEG5-NAG5), (C12), (C6-PEG4-NAG3), (C6-SS-Alk-Me), (Chol-TEG), (Dy540), (NAG13), (NAG18), (NAG24), (NAG25), (NAG26), (NAG27), (NAG28), (NAG29), (NAG30), (NAG31), (NAG32), (NAG33), (NAG34), (NAG35), (NAG36), (NAG37), (NAG4), (PAZ), (Sp18), (Stery), (Alk-SMPT-C6). Each sense strand and/or antisense strand can have any of the above indicated targeting groups or linking groups, as well as other targeting or linking groups, conjugated to the 5' and or 3' end of the sequence. The chemical structures for these groups are provided in Table 4.

TABLE 2A

LPA RNAi agent antisense strands having modified nucleotides.			
Antisense Strand ID	Antisense strand sequence 5'→3'	SEQ ID NO.	SEQ ID NO.
AM01240-AS	dTCfgGfcAfgUfcCfcUfuCfuGfcGfudTsdT	386	1
AM01241-AS	dTGfuAfgCfaCfuCfcUfgCfaCfcCfcdTsdT	387	2
AM01242-AS	dTAfaUfaAfgGfgGfcUfgCfcAfcAfgdTsdT	388	3
AM01243-AS	dTUfaAfcAfaUfaAfgGfgGfcUfgCfcdTsdT	389	4
AM01244-AS	dTGfuAfuAfaCfaAfuAfaGfgGfgCfudTsdT	390	5
AM01245-AS	dTCfgUfaUfaAfcAfaUfaAfgGfgGfcdTsdT	391	6
AM01246-AS	dTCfgUfcUfgAfgCfaUfuGfuGfuCfadTsdT	392	7
AM01247-AS	dTGfcGfuCfuGfaGfcAfuUfgUfgUfcdTsdT	393	8
AM01248-AS	dTUfgCfgUfcUfgAfgCfaUfuGfuGfudTsdT	394	9
AM01249-AS	dTUfcUfgCfgUfcUfgAfgCfaUfuGfudTsdT	395	10
AM01250-AS	dTGfgAfuCfuGfgAfuUfuCfgGfcAfgdTsdT	396	11
AM01251-AS	dTCfaGfgAfuCfuGfgAfuUfuCfgGfcdTsdT	397	12
AM01252-AS	dTCfaUfcUfgAfgCfaUfcGfuGfuCfadTsdT	398	13
AM01253-AS	dTGfcAfuCfuGfaGfcAfuCfgUfgUfcdTsdT	399	14
AM01254-AS	dTUfgCfaUfcUfgAfgCfaUfcGfuGfudTsdT	400	15
AM01255-AS	dTUfcUfgCfaUfcUfgAfgCfaUfcGfudTsdT	401	16
AM01256-AS	dTAfaAfgCfcUfcUfaGfgCfuUfgGfadTsdT	402	17



TABLE 2A-continued

LPA RNAi agent antisense strands having modified nucleotides.			
Antisense Strand ID	Antisense strand sequence 5'→3'	SEQ ID NO.	SEQ ID NO.
AM01257-AS	dTGfuAfcCfcCfcGfgGfgGfuUfcCfudTsdT	403	18
AM01258-AS	dTUfgUfaCfcCfcGfgGfgGfuUfcCfdTsdT	404	19
AM01259-AS	dTCfuGfuAfcCfcCfcGfgGfgGfuUfcCfdTsdT	405	20
AM01260-AS	dTUfcCfaUfaAfuGfgUfaGfuAfgCfadTsdT	406	21
AM01261-AS	dTGfuCfcAfaAfaUfgGfuAfgUfaGfcdTsdT	407	22
AM01262-AS	dTCfuCfuGfuCfcAfaAfaUfgGfuAfgdTsdT	408	23
AM01263-AS	dTCfgAfcUfaUfgCfuGfgUfgUfgGfudTsdT	409	24
AM01264-AS	dTCfcGfaCfuAfuGfcUfgGfuGfuGfgdTsdT	410	25
AM01265-AS	dTUfcCfcGfcUfaUfgCfuGfgUfgUfgdTsdT	411	26
AM01266-AS	dTGfgUfcCfcGfcUfaUfgCfuGfgUfgdTsdT	412	27
AM01267-AS	dTUfuUfcUfgGfgGfuCfcGfaCfuAfuTsdT	413	28
AM01268-AS	dTUfuUfuCfuGfgGfgUfcCfcGfaCfuAfuTsdT	414	29
AM01269-AS	dTGfcGfaAfuCfuCfaGfcAfuCfuGfgdTsdT	415	30
AM01270-AS	dTCfcAfaGfgGfcGfaAfuCfuCfaGfcdTsdT	416	31
AM01271-AS	dTAfcCfaAfgGfgCfcAfaUfcUfcAfgdTsdT	417	32
AM01272-AS	dTCfaCfcAfaGfgGfcGfaAfuCfuCfadTsdT	418	33
AM01273-AS	dTAfcAfcCfaAfgGfgCfcAfaUfcUfcTsdT	419	34
AM01274-AS	dTCfcUfgAfcAfcUfgGfgAfuCfcAfuTsdT	420	35
AM01275-AS	dTUfgCfaAfgGfaCfaCfuUfgAfuUfcTsdT	421	36
AM01276-AS	dTUfuGfcAfaGfgAfcAfcUfuGfaUfuTsdT	422	37
AM01277-AS	dTUfuGfcUfcCfcUfuGfgUfgCfuUfcTsdT	423	38
AM01278-AS	dTAfaUfgAfgCfcUfcGfaUfaAfcUfcTsdT	424	39
AM01279-AS	dTGfaAfuGfaGfcCfuCfcAfuAfaCfuTsdT	425	40
AM01280-AS	dTGfgAfuAfaUfaUfuCfuGfuUfgUfcTsdT	426	41
AM01281-AS	dTCfcAfuGfgUfaUfaAfcAfcCfaAfgdTsdT	427	42
AM01282-AS	dTGfaUfcCfaUfgGfuAfuAfaCfaCfcdTsdT	428	43
AM01283-AS	dTAfuUfgGfgAfuCfcAfuGfgUfaUfadTsdT	429	44
AM01284-AS	dTCfaUfuGfgGfaUfcCfaUfgGfuAfuTsdT	430	45
AM01285-AS	dTAfcAfuUfgGfgAfuCfcAfuGfgUfadTsdT	431	46
AM01286-AS	dTGfaCfaUfuGfgGfaUfcCfaUfgGfudTsdT	432	47
AM01287-AS	dTGfaCfaUfuGfuGfuCfaGfgUfuGfcdTsdT	433	48
AM01288-AS	dTCfaCfuGfgAfcAfuUfgUfgUfcAfgdTsdT	434	49
AM01289-AS	dTAfcUfuGfaUfuCfuGfuCfaCfuGfgdTsdT	435	50
AM01290-AS	dTGfaGfaAfuGfaGfcCfuCfcAfuAfuTsdT	436	51
AM01291-AS	dTCfcAfuUfuGfgGfuAfgUfaUfuCfuTsdT	437	52
AM01292-AS	dTCfaCfcAfuUfuGfgGfuAfgUfaUfuTsdT	438	53

TABLE 2A-continued

LPA RNAi agent antisense strands having modified nucleotides.			
Antisense Strand ID	Antisense strand sequence 5'→3'	SEQ ID NO.	SEQ ID NO.
AM01293-AS	dTCfcAfcCfaUfuUfgGfgUfaGfuAfudTsdT	439	54
AM01294-AS	dTAfuAfaCfaCfcAfaGfgGfcGfaAfudTsdT	440	55
AM01295-AS	dTAfcUfgGfgAfuCfcAfuGfgUfaUfadTsdT	441	56
AM01296-AS	dTCfaCfuGfgGfaUfcCfaUfgGfuAfudTsdT	442	57
AM01297-AS	dTAfcCfaCfcGfuGfgGfaGfuUfgUfgdTsdT	443	58
AM01298-AS	dTCfaAfgAfcUfgAfcAfuGfuUfcUfudTsdT	444	59
AM01299-AS	dTGfgGfaGfuUfgUfgAfgGfaCfaCfudTsdT	445	60
AM01300-AS	dTUfcUfcAfgGfuGfgUfgCfuUfgUfudTsdT	446	61
AM01301-AS	dTCfaCfaGfgGfcUfuUfuCfuCfaGfgdTsdT	447	62
AM01302-AS	dTGfaUfgCfcAfgUfgUfgGfuAfuCfadTsdT	448	63
AM01303-AS	dTUfgAfuGfcCfaGfuGfuGfgUfaUfcdTsdT	449	64
AM01304-AS	dTGfaCfaCfcUfgAfuUfcUfgUfuUfcdTsdT	450	65
AM01305-AS	dTGfgAfcAfcCfuGfaUfuCfuGfuUfudTsdT	451	66
AM01306-AS	dTCfuAfgGfaCfaCfcUfgAfuUfcUfgdTsdT	452	67
AM01796-AS	dTAfuAfaGfgGfgCfuGfcCfaCfaGfgdTsdT	453	68
AM01798-AS	dTAfaCfaAfuAfaGfgGfgCfuGfcCfadTsdT	454	69
AM01800-AS	dTGfucfcGfaCfuAfuGfcUfgGfuGfudTsdT	455	70
AM01802-AS	dTUfcUfcAfgCfaUfcUfgGfaUfuCfcdTsdT	456	71
AM01804-AS	dTCfgAfaUfcUfcAfgCfaUfcUfgGfadTsdT	457	72
AM01806-AS	dTAfaGfgGfcGfaAfuCfuCfaGfcAfudTsdT	458	73
AM01808-AS	dTUfgAfcAfcUfgGfgAfuCfcAfuGfgdTsdT	459	74
AM01810-AS	dTCfcGfuUfgGfuGfcUfuCfuUfcAfgdTsdT	460	75
AM01812-AS	dTCfuUfgAfuUfcUfgUfcAfcUfgGfadTsdT	461	76
AM01814-AS	dTCfaCfcGfuGfgGfaGfuUfgUfgAfgdTsdT	462	77
AM01816-AS	dTUfcUfaGfgAfcAfcCfuGfaUfuCfudTsdT	463	78
AM01818-AS	dTAfgUfcUfcUfaGfgAfcAfcCfuGfadTsdT	464	79
AM02003-AS	dTGfuAfuAfaCfaAfuaaGfgGfgCfudTsdT	465	5
AM02004-AS	dTGfuAfuA <sub>UNA</sub> aCfaAfuaaGfgGfgCfudTsdT	466	5
AM02005-AS	dTGfuAfuAfa <sub>UNA</sub> CfaAfuaaGfgGfgCfudTsdT	467	5
AM02007-AS	dTCfgUfaUfaAfcAfuaaAfgGfgGfcdTsdT	468	6
AM02008-AS	dTCfgUfaU <sub>UNA</sub> aAfcAfuaaAfgGfgGfcdTsdT	469	6
AM02009-AS	dTCfgUfaUfa <sub>UNA</sub> AfcAfuaaAfgGfgGfcdTsdT	470	6
AM02011-AS	dTGfcGfuCfuGfaGfcAuUfgUfgUfcdTsdT	471	8
AM02012-AS	dTGfcGfuC <sub>UNA</sub> uGfaGfcAuUfgUfgUfcdTsdT	472	8
AM02013-AS	dTGfcGfuCfu <sub>UNA</sub> GfaGfcAuUfgUfgUfcdTsdT	473	8
AM02015-AS	dTUfgCfgUfcUfgAfgcaUfuGfuGfudTsdT	474	9

TABLE 2A-continued

LPA RNAi agent antisense strands having modified nucleotides.			
Antisense Strand ID	Antisense strand sequence 5'→3'	SEQ ID NO.	SEQ ID NO.
AM02016-AS	dTUfgCfGfU <sub>UNA</sub> cUfgAfgcaUfuGfuGfudTsdT	475	9
AM02017-AS	dTUfgCfGfUfC <sub>UNA</sub> UfgAfgcaUfuGfuGfudTsdT	476	9
AM02019-AS	dTGfaGfaAfuGfaGfccuCfGafuAfadTsdT	477	51
AM02020-AS	dTGfaGfaA <sub>UNA</sub> uGfaGfccuCfGafuAfadTsdT	478	51
AM02021-AS	dTGfaGfaAfU <sub>UNA</sub> GfaGfccuCfGafuAfadTsdT	479	51
AM02023-AS	dTGfaCfaCfcUfgAfuucUfgUfuUfcdTsdT	480	65
AM02024-AS	dTGfaCfaC <sub>UNA</sub> cUfgAfuucUfgUfuUfcdTsdT	481	65
AM02025-AS	dTGfaCfaCfC <sub>UNA</sub> UfgAfuucUfgUfuUfcdTsdT	482	65
AM02027-AS	dTGfuCfcGfaCfuAfugcUfgGfuGfudTsdT	483	70
AM02028-AS	dTGfuCfcG <sub>UNA</sub> aCfuAfugcUfgGfuGfudTsdT	484	70
AM02029-AS	dTGfuCfcGfA <sub>UNA</sub> CfuAfugcUfgGfuGfudTsdT	485	70
AM02031-AS	dTCfgAfaUfcUfcAfgcaUfcUfgGfadTsdT	486	72
AM02032-AS	dTCfgAfaU <sub>UNA</sub> cUfcAfgcaUfcUfgGfadTsdT	487	72
AM02033-AS	dTCfgAfaUfC <sub>UNA</sub> UfcAfgcaUfcUfgGfadTsdT	488	72
AM02035-AS	dTAfaGfgGfcGfaAfucuCfaGfcAfudTsdT	489	73
AM02036-AS	dTAfaGfgG <sub>UNA</sub> cGfaAfucuCfaGfcAfudTsdT	490	73
AM02037-AS	dTAfaGfgGfC <sub>UNA</sub> GfaAfucuCfaGfcAfudTsdT	491	73
AM02039-AS	dTUfgAfcAfcUfgGfgauCfcAfuGfgdTsdT	492	74
AM02040-AS	dTUfgAfcA <sub>UNA</sub> cUfgGfgauCfcAfuGfgdTsdT	493	74
AM02041-AS	dTUfgAfcAfc <sub>UNA</sub> UfgGfgauCfcAfuGfgdTsdT	494	74
AM02240-AS	dTCfaAfuAfaGfgGfgcuGfcCfaCfadTsdT	495	80
AM02241-AS	dTCfuGfcGfuCfuGfagcAfuUfgUfgdTsdT	496	81
AM02242-AS	dTAfcAfgGfaUfcUfggaUfuUfcGfgdTsdT	497	82
AM02243-AS	dTCfcGfgGfgGfuUfuccUfcAfgUfcdTsdT	498	83
AM02244-AS	dTUfgUfcCfaUfaAfuggUfaGfuAfgdTsdT	499	84
AM02245-AS	dTUfcUfgUfcCfaUfaauGfgUfaGfudTsdT	500	85
AM02246-AS	dTAfcUfcUfgUfcCfaUfaGfgUfadTsdT	501	86
AM02247-AS	dTAfaCfuCfuGfuCfcuAfaUfgGfudTsdT	502	87
AM02248-AS	dTGfgGfcGfaAfuCfucaGfcAfuCfudTsdT	503	88
AM02249-AS	dTAfgGfgCfGfaUfcucAfgCfaUfcdTsdT	504	89
AM02250-AS	dTAfaCfaCfcAfaGfggcGfaAfuCfudTsdT	505	90
AM02251-AS	dTAfgGfaCfaCfuUfgauUfcUfgUfcdTsdT	506	91
AM02252-AS	dTGfgAfcCfaAfgAfcugAfcAfuGfudTsdT	507	92
AM02253-AS	dTGfgUfcAfgGfcCfaccAfuUfuGfgdTsdT	508	93
AM02254-AS	dTAfuCfcAfuGfgUfauAfcAfcCfadTsdT	509	94
AM02255-AS	dTGfgGfaUfcCfaUfgguAfuAfaCfadTsdT	510	95

TABLE 2A-continued

LPA RNAi agent antisense strands having modified nucleotides.			
Antisense Strand ID	Antisense strand sequence 5'→3'	SEQ ID NO.	SEQ ID NO.
AM02256-AS	dTUfgGfaCfaUfuGfuguCfaGfgUfudTsdT	511	96
AM02257-AS	dTAfuUfcUfgUfcAfcugGfaCfaUfudTsdT	512	97
AM02258-AS	dTGfgUfgCfuUfgUfucaGfaAfaCfadTsdT	513	98
AM02259-AS	dTGfgAfgAfaUfgAfgccUfcGfaUfadTsdT	514	99
AM02260-AS	dTGfuGfgAfgAfaUfgagCfcUfcGfadTsdT	515	100
AM02261-AS	dTCfcGfuGfgGfaGfuugUfgAfgGfadTsdT	516	101
AM02262-AS	dTGfgAfcCfaCfcGfuggGfaGfuUfgdTsdT	517	102
AM02263-AS	dTUfgCfuUfgUfuCfagaAfgGfaGfcdTsdT	518	103
AM02264-AS	dTCfuGfaUfgCfcAfgugUfgGfuAfuTsdT	519	104
AM02265-AS	dTUfaGfgAfcAfcCfugaUfuCfuGfuTsdT	520	105
AM02266-AS	dTCfuCfuAfgGfaCfaccUfgAfuUfcdTsdT	521	106
AM02267-AS	dTUfcUfcUfaGfgAfcacCfuGfaUfuTsdT	522	107
AM02268-AS	dTGfuCfuCfuAfgGfacaCfcUfgAfuTsdT	523	108
AM02404-AS	dTsGfsaGfaAfuGfaGfcCfuCfGfaAfaCfuCfsusuAu	524	109
AM02406-AS	dTsGfsaGfaAfuGfaGfccUfcGfaAfaCfuCfsusuAu	525	109
AM02408-AS	dTsGfsaGfaAfuGfaGfccUfcGfaAfaCfuCfsusuAu	526	109
AM02410-AS	dTsGfsaGfaAfuGfaGfcCfuCfGfaUfaAfcUfcsUfsuAu	527	109
AM02412-AS	dTsGfsaCfaCfcUfgAfuUfcUfgUfuUfcUfgAfsusuAu	528	110
AM02414-AS	dTsGfsaCfaCfcUfgAfuUfcUfgUfuUfcUfgAfsusuAu	529	110
AM02416-AS	dTsGfsaCfaCfcUfgAfuUfcUfgUfuUfcUfgAfsusuAu	530	110
AM02418-AS	dTsGfsaCfaCfcUfgAfuUfcUfgUfuUfcUfgAfsusuAu	531	110
AM02531-AS	dTsCfsgUfaUfaAfcAfaaAfgGfgGfcUfgCfcsuAu	532	111
AM02532-AS	dTsGfscGfuCfuGfaGfcUfgUfgUfcAfgGfsusuAu	533	112
AM02533-AS	dTsUfsgCfGfuUfcUfgAfgcaUfuGfuGfuCfaGfsgsuAu	534	113
AM02534-AS 1532-AS00	dTsGfsaGfaAfuGfaGfccUfgAfuAfaCfuCfsusuAu	535	109
AM02535-AS 1533-AS00	dTsGfsaCfaCfcUfgAfuUfcUfgUfuUfcUfgAfsusuAu	536	110
AM02536-AS	dTsAfsaGfgGfcGfaAfuCfaGfcAfuCfuGfsgsuAu	537	114
AM02755-AS	usUfsaAfcAfaUfaAfgGfgGfcUfgCfAbs (PAZ)	538	115
AM02756-AS	usGfsuAfuAfaCfaAfuAfaGfgGfgCfAbs (PAZ)	539	116
AM02757-AS	usCfsgUfaUfaAfcAfaUfaAfgGfgGfAbs (PAZ)	540	117
AM02758-AS	usGfscGfuCfuGfaGfcAfuUfgUfgUfAbs (PAZ)	541	118
AM02759-AS	usUfsgCfGfuUfcUfgAfgCfaUfuGfuGfAbs (PAZ)	542	119
AM02760-AS	usCfsaGfgAfuCfuGfgAfuUfuCfGfAbs (PAZ)	543	120
AM02761-AS	usUfsgCfaUfcUfgAfgCfaUfcGfuGfAbs (PAZ)	544	121
AM02762-AS	usCfsgAfcUfaUfgCfuGfgUfgUfgGfAbs (PAZ)	545	122

TABLE 2A-continued

LPA RNAi agent antisense strands having modified nucleotides.			
Antisense Strand ID	Antisense strand sequence 5'→3'	SEQ ID NO.	SEQ ID NO.
AM02763-AS	usUfusuUfcUfgGfgGfuCfcGfaCfuAfAbs (PAZ)	546	123
AM02764-AS	usGfscGfaAfuCfuCfaGfcAfuCfuGfAbs (PAZ)	547	124
AM02765-AS	usUfsgCfaAfgGfaCfaCfuUfgAfuUfAbs (PAZ)	548	125
AM02766-AS	usAfsaUfgAfgCfcUfcGfaUfaAfcUfAbs (PAZ)	549	126
AM02767-AS	usGfssaAfuGfaGfcCfuCfgAfuAfaCfAbs (PAZ)	550	127
AM02768-AS	usGfssaCfaUfuGfuGfuCfaGfgUfuGfAbs (PAZ)	551	128
AM02769-AS	usGfssaGfaAfuGfaGfcCfuCfgAfuAfAbs (PAZ)	552	129
AM02770-AS	usCfscAfuUfuGfgGfuAfgUfaUfuCfAbs (PAZ)	553	130
AM02771-AS	usCfssaCfcAfuUfuGfgGfuAfgUfaUfAbs (PAZ)	554	131
AM02772-AS	usGfssaCfaCfcUfgAfuUfcUfgUfuUfAbs (PAZ)	555	132
AM02773-AS	usGfsgAfcAfcCfuGfaUfuCfuGfuUfAbs (PAZ)	556	133
AM02774-AS	usUfssaAfcAfaUfaAfgGfgGfcUfgAbAbs (PAZ)	557	134
AM02775-AS	usGfssaAfuAfaCfaAfuAfaGfgGfgAbAbs (PAZ)	558	135
AM02776-AS	usCfsgUfaUfaAfcAfaUfaAfgGfgAbAbs (PAZ)	559	136
AM02777-AS	usGfscGfuCfuGfaGfcAfuUfgUfgAbAbs (PAZ)	560	137
AM02778-AS	usUfsgCfgUfcUfgAfgCfaUfuGfuAbAbs (PAZ)	561	138
AM02779-AS	usCfssaGfgAfuCfuGfgAfuUfuCfgAbAbs (PAZ)	562	139
AM02780-AS	usUfsgCfaUfcUfgAfgCfaUfcGfuAbAbs (PAZ)	563	140
AM02781-AS	usCfsgAfcUfaUfgCfuGfgUfgUfgAbAbs (PAZ)	564	141
AM02782-AS	usUfusuUfcUfgGfgGfuCfcGfaCfuAbAbs (PAZ)	565	142
AM02783-AS	usGfscGfaAfuCfuCfaGfcAfuCfuAbAbs (PAZ)	566	143
AM02784-AS	usUfsgCfaAfgGfaCfaCfuUfgAfuAbAbs (PAZ)	567	144
AM02785-AS	usAfsaUfgAfgCfcUfcGfaUfaAfcAbAbs (PAZ)	568	145
AM02786-AS	usGfssaAfuGfaGfcCfuCfgAfuAfaAbAbs (PAZ)	569	146
AM02787-AS	usGfssaCfaUfuGfuGfuCfaGfgUfuAbAbs (PAZ)	570	147
AM02788-AS	usGfssaGfaAfuGfaGfcCfuCfgAfuAbAbs (PAZ)	571	148
AM02789-AS	usCfscAfuUfuGfgGfuAfgUfaUfuAbAbs (PAZ)	572	149
AM02790-AS	usCfssaCfcAfuUfuGfgGfuAfgUfaAbAbs (PAZ)	573	150
AM02791-AS	usGfssaCfaCfcUfgAfuUfcUfgUfuAbAbs (PAZ)	574	151
AM02792-AS	usGfsgAfcAfcCfuGfaUfuCfuGfuAbAbs (PAZ)	575	152
AM02857-AS 1532-AS14	usGfssaGfaAfuGfaGfccuCfgAfuAfaCfucsusuAu	576	153
AM02858-AS	usgsaGfaAfuGfaGfccuCfgAfuAfaCfucsusuAu	577	153
AM02859-AS	usgsaGfaAfuGfaGfccuCfgAfuAfaCfucsusuAu	578	153
AM02860-AS	usGfssaGfaAfuGfaGfccuCfgAfuAfaCfucsusuAu	579	153
AM02863-AS 1533-AS15	usGfssaCfaCfcUfgAfuucUfgUfuUfcUfgAfsusuAu	580	154

TABLE 2A-continued

LPA RNAi agent antisense strands having modified nucleotides.			
Antisense Strand ID	Antisense strand sequence 5'→3'	SEQ ID NO.	SEQ ID NO.
AM02864-AS	usgsaCfaCfcUfgAfuucUfgUfuUfcUfgAfsgsuAu	581	154
AM02865-AS	usgsaCfaCfcUfgAfuucUfgUfuUfcUfgasgsuAu	582	154
AM02866-AS	usGfsaCfaCfcUfgAfuucUfgUfuUfcUfgasgsuAu	583	154
AM02943-AS	usgsagaAfugaGfccuCfgAfuuaCfuCfsusuAu	584	153
AM02944-AS	usgsagaauGfagccuCfgauAfaCfuCfsusuAu	585	153
AM02945-AS	usgsagaauGfagccuCfgauAfacucsusuAu	586	153
AM02950-AS	usgsaCfaCfcUfgAfuucUfgUfuucUfgasgsuAu	587	154
AM02951-AS	usgsaCfaCfcUfgAfuucUfguuUfcugasgsuAu	588	154
AM02952-AS	usgsacaccugAfuucUfgUfuucUfgasgsuAu	589	154
AM03040-AS	usGfsAfcAfcCfUfgAfuucUfgUfuUfcUfgAfsgsuAu	590	154
AM03041-AS	usGfsAfcAfcUfgAfuucUfgUfuUfcUfgAfsgsuAu	591	154
AM03043-AS	usGfsaCfaCfcUfgAfuucUfgUfuUfcUfgAfsgsuAu	592	154
AM03065-AS 1533-AS18	dTsGfsaCfaCfcugauucUfgUfuUfcUfgAfsgsuAu	593	110
AM03066-AS 1533-AS03	usGfsaCfaCfcugauucUfgUfuUfcUfgAfsgsuAu	594	154
AM03067-AS	dTsGfsaCfaCfcugauucUfgUfuucugasgsuAu	595	110
AM03068-AS	usGfsaCfaCfcugauucUfgUfuucugasgsuAu	596	154
AM03069-AS 1533-AS14	dTsGfsaCfaCfcUfgAfuucUfgUfuucugasgsuAu	597	110
AM03070-AS 1533-AS29	usGfsaCfaCfcUfgAfuucUfgUfuucugasgsuAu	598	154
AM03107-AS	usCfsgUfaUfaAfcAfaaaAfgGfgGfcUfgCfscsuAu	599	156
AM03108-AS	usCfsgUfaUfaAfcAfaaaAfgGfgGfcUfgcscsuAu	600	156
AM03119-AS	usGfsaGfaAfuGfaGfccuCfgAfuAfaCfuCMsTMsuAu	601	155
AM03120-AS	usGfsaGfaAfuGfaGfccuCfgAfuAfaCfuCMTMuAu	602	155
AM03121-AS	usGfsaGfaAfuGfaGfccuCfgAfuAfaCfucuuAu	603	153
AM03127-AS	usCfsgUfaUfaAfcAfaaaAfgGfgGfcUfgCfscsuAu	604	156
AM03129-AS	usCfsgUfaUfaAfcAfaaaAfgGfgGfcUfgcscsuAu	605	156
AM03130-AS	usGfsaGfaAfuGfaGfcfcuCfgAfuAfaCfuCfsusuAu	606	153
AM03131-AS	usGfsaGfaAfuGfaGfcCfcuCfgAfuAfaCfuCfsusuAu	607	153
AM03149-AS	usGfsagaAfugaGfccuCfgAfuuaCfuCfsusuAu	608	153
AM03150-AS	usGfsagaauGfagccuCfgauAfaCfuCfsusuAu	609	153
AM03151-AS	usGfsagaauGfagccuCfgauAfacucsusuAu	610	153
AM03255-AS 1532-AA26	usGfsaGfaAfugaGfccuCfgauaaCfuCfsusuAu	611	153
AM03256-AS	usGfsagaaugagccuCfgauaaCfuCfsusuAu	612	153
AM03257-AS	usGfsagaaugagccuCfgauaacuCfsusuAu	613	153

TABLE 2A-continued

LPA RNAi agent antisense strands having modified nucleotides.			
Antisense Strand ID	Antisense strand sequence 5'→3'	SEQ ID NO.	SEQ ID NO.
AM03258-AS	usGfsagaaugagccuCfgauaaCfucsusuAu	614	153
AM03259-AS	usGfsagaaugagccuCfgauaacucsusuAu	615	153
AM03260-AS	usGfsaGfaAfugaGfccUfCfgauaaCfuCfsusuAu	616	153
AM03261-AS	usGfsagaaugagccUfCfgauaaCfuCfsusuAu	617	153
AM03262-AS	usGfsagaaugagccUfCfgauaacuCsusuAu	618	153
AM03263-AS	usGfsagaaugagccUfCfgauaaCfucsusuAu	619	153
AM03264-AS	usGfsagaaugagccUfCfgauaacucsusuAu	620	153
AM03265-AS	usGfsaGfaAfugaGfcCfuCfgauaaCfuCfsusuAu	621	153
AM03266-AS	usGfsagaaugagcCfuCfgauaaCfuCfsusuAu	622	153
AM03267-AS	usGfsagaaugagcCfuCfgauaacuCsusuAu	623	153
AM03268-AS	usGfsagaaugagcCfuCfgauaaCfucsusuAu	624	153
AM03269-AS	usGfsagaaugagcCfuCfgauaacucsusuAu	625	153
AM03270-AS	usGfsaGfaAfugaGfcCfuCfgauaaCfuCfsusuAu	626	153
AM03271-AS	usGfsagaaugagCfcuCfgauaaCfuCfsusuAu	627	153
AM03272-AS	usGfsagaaugagCfcuCfgauaacuCsusuAu	628	153
AM03273-AS	usGfsagaaugagCfcuCfgauaaCfucsusuAu	629	153
AM03274-AS	usGfsagaaugagCfcuCfgauaacucsusuAu	630	153
AM03279-AS	usCfsgUfaUfaacaauaAfgGfgGfcUfgCfscsuAu	631	156
AM03280-AS	usCfsgUfaUfaAfcAfauaAfggggcUfgCfscsuAu	632	156
AM03281-AS	usCfsguauaAfcAfauaAfgGfgGfcUfgCfscsuAu	633	156
AM03282-AS	usCfsgUfaUfaAfcAfauaAfgGfgGfcugcscsuAu	634	156
AM03283-AS	usCfsgUfaUfaacaauaAfgGfgGfcugcscsuAu	635	156
AM03284-AS	usCfsguauaAfcAfauaAfggggcUfgCfscsuAu	636	156
AM03300-AS	usCfsgUfaUfaacaaUfaAfgGfgGfcUfgCfscsuAu	637	156
AM03301-AS	usCfsguauaAfcAfaUfaAfggggcUfgCfscsuAu	638	156
AM03331-AS	usGfsaGfaAfuGfaGfcCfuCfgAfuAfasdTsdT	639	157
AM03375-AS	usCfsguauaAfcAfauaAfggggcugcscsuAu	640	156
AM03376-AS	usCfsguuaacaauaAfggggcugcscsuAu	641	156
AM03377-AS	usGfsagaauGfaGfccuCfgauaacucsusuAu	642	153
AM03427-AS	dTsGfaGfaAfuGfaGfccuCfgAfuAfaCfuCfuAu	643	109
AM03486-AS	vpdTGfsaGfaAfuGfaGfccuCfgAfuAfaCfucsusuAu	644	109
AM03487-AS	vpdTsgfsaGfaAfuGfaGfccuCfgAfuAfaCfucsusuAu	645	109
AM03488-AS	dTsGfsaGfaAfuGfaGfccuCfgAfuAfaCfucsusuAu	646	109
AM03490-AS	vpdTcfsgUfaUfaAfcAfauaAfgGfgGfcUfgCfscsuAu	647	111
AM03491-AS	vpdTscfsgUfaUfaAfcAfauaAfgGfgGfcUfgCfscsuAu	648	111
AM03655-AS	usGfsAfgaaugagccuCfgauaacucsusuAu	649	153

TABLE 2A-continued

LPA RNAi agent antisense strands having modified nucleotides.			
Antisense Strand ID	Antisense strand sequence 5'→3'	SEQ ID NO.	SEQ ID NO.
AM03656-AS	usGfsaGfaaugagccuCfgauaacucsusuAu	650	153
AM03657-AS	usGfsagAfaugagccuCfgauaacucsusuAu	651	153
AM03658-AS	usGfsagaAfugagccuCfgauaacucsusuAu	652	153
AM03659-AS	usGfsagaaUfgagccuCfgauaacucsusuAu	653	153
AM03660-AS	usGfsagaauGfagccuCfgauaacucsusuAu	654	153
AM03661-AS	usGfsagaaugaGfccuCfgauaacucsusuAu	655	153
AM03671-AS	usCfsgUfaUfaAfcAfauaAfgGfcGfcUfgCfscsuAu	656	158
AM03672-AS	usCfsgUfaUfaAfcAfauaAfggggCfugCfscsuAu	657	156
AM03673-AS	usCfsgUfaUfaAfcAfauaAfggggcugcscsuAu	658	156
AM03674-AS	usCfsGfuuaaAfcAfauaAfggggcugcscsuAu	659	156
AM03675-AS	usCfsgUfaUfaAfcAuaAfggggcugcscsuAu	660	156
AM03676-AS	usCfsgUfaUfaaCfaaAfggggcugcscsuAu	661	156
AM03677-AS	usCfsGfuauAfaCfaaAfggggcugcscsuAu	662	156
AM03678-AS	usGfsaGfaAfuGfaGfccuCfgauaacucsusuAu	663	153
AM03679-AS	usGfsAfgaAfuGfaGfccuCfgauaacucsusuAu	664	153
AM03680-AS	usGfsAfgAfaUfaGfaGfcCfuCfgauaacucsusuAu	665	153
AM03681-AS	usGfsAfgAfaUfaGfaGfcCfuCfgauaacucsusuAu	666	153
AM03682-AS	usGfsaGfaAfuGfagccuCfgauaacucsusuAu	667	153
AM03744-AS	usGfsuauaaCfaAfuaaGfgggAbAbs (PAZ)	668	135
AM03745-AS	usGfsuAfuAfaCfaAfuAfaGfgGMGMAbAbs (PAZ)	669	135
AM03749-AS	usCfsguauaAfcAfuaaAfgggAbAbs (PAZ)	670	136
AM03750-AS	usCfsgUfaUfaAfcAfaUfaAfgGMGMAbAbs (PAZ)	671	136
AM03754-AS	usGfsagaauGfaGfccuCfgauAbAbs (PAZ)	672	148
AM03755-AS	usGfsagaaugagcCfuCfgauAbAbs (PAZ)	673	148
AM03756-AS	usGfsaGfaAfuGfaGfcCfuCfgAMTMAbAbs (PAZ)	674	159
AM03760-AS	usGfsacaccUfgAfuucUfguuAbAbs (PAZ)	675	151
AM03761-AS	usGfsaCfaCfcugauucUfguuAbAbs (PAZ)	676	151
AM03762-AS	usGfsaCfaCfcUfgAfuUfcUfgTMTMAbAbs (PAZ)	677	160
AM03823-AS	usCfANAsgUfaUfaAfcAfauaAfgGfgGfcUfgcscsuAu	678	156
AM03824-AS	usCfsgUf <sub>ANA</sub> aUfaAfcAfauaAfgGfgGfcUfgcscsuAu	679	156
AM03825-AS	usCfsgUfaUf <sub>ANA</sub> aAfcAfauaAfgGfgGfcUfgcscsuAu	680	156
AM03826-AS	usCfsgUfaUfaAf <sub>ANA</sub> CfAfauaAfgGfgGfcUfgcscsuAu	681	156
AM03827-AS	usGf <sub>ANA</sub> agaauGfaGfccuCfgauaacucsusuAu	682	153
AM03828-AS	usGfsagaauGf <sub>ANA</sub> aGfccuCfgauaacucsusuAu	683	153
AM03856-AS	TMsGfsagaauGfaGfccuCfgauaacucsusuAu	684	109
AM03857-AS	TMsCfsgUfaUfaAfcAfauaAfgGfgGfcUfgcscsuAu	685	111



TABLE 2A-continued

LPA RNAi agent antisense strands having modified nucleotides.			
Antisense Strand ID	Antisense strand sequence 5'→3'	SEQ ID NO.	SEQ ID NO.
AM03862-AS	TMsGfsagaauagagccuCfgauaacucsusuAu	686	109
AM03866-AS	usCfsgUfaUfaacaauaAfggggcugcscsuAu	687	156
AM03867-AS	usCfsgUfaUfaaAfaaauaAfggggcugcscsuAu	688	156
AM03868-AS	usCfsgUfaUfaaacAfaaAfggggcugcscsuAu	689	156
AM03869-AS	usCfsgUfaUfaaacaUfaAfggggcugcscsuAu	690	156
AM03870-AS	usCfsguaUfaAfaaauaAfggggcugcscsuAu	691	156
AM03871-AS	usCfsguaUfaaacAfaaAfggggcugcscsuAu	692	156
AM03872-AS	usCfsguaUfaacaaUfaAfggggcugcscsuAu	693	156
AM03873-AS	usCfsguaUfaAfaaaUfaAfggggcugcscsuAu	694	156
AM03874-AS	usCfsguaUfaaacAfaUfaAfggggcugcscsuAu	695	156
AM03875-AS	usCfsgUfaUfaAfcAfaUfaAfgggGfcUfgCfscsuAu	696	156
AM03876-AS	usCfsgUfaUfaAfcAfaUfaAfgGfgGfcUfgCfscsuAu	697	156
AM03877-AS	usCfsgUfaUfaAfcAfaUfaAfgGfgGfcUfgCfscsuAu	698	156
AM03878-AS	usCfsgUfaUfaAfcAfaUfaAfgGfgGfcUfgcscsuAu	699	156
AM03883-AS	vpusCfsgsUfaUfaAfcAfaUfaAfgGfgGfcUfgasusu	700	161
AM03884-AS	vpusCfsgsUfaUfaAfcAfaUfaAfgGfgGfcUfgcsusu	701	162
AM03885-AS	vpusGfsasgaauGfaGfccuCfgauaacucsusu	702	163
AM03929-AS	usCfsguaUfaAfaaauaAfgGfggcugcscsuAu	703	156
AM03930-AS	usCfsguaUfaAfcfaaauaAfgGfggcugcscsuAu	704	156
AM03932-AS	usGfsagaAfuGfagccuCfgAfuAACucsusuAu	705	153
AM03933-AS	usGfsagaAfuGfAfgccuCfgAfuAACucsusuAu	706	153
AM03969-AS	vpusCfsgUfaUfaAfcAfaUfaAfgGfgGfcUfgcscsuAu	707	156
AM03971-AS	vpusCfsgsUfaUfaAfcAfaUfaAfgGfgGfcusu	708	164
AM03972-AS	usCfsgsUfaUfaAfcAfaUfaAfgGfgGfcusu	709	164
AM03973-AS	U <sub>LNA</sub> CfsgsUfaUfaAfcAfaUfaAfgGfgGfcusu	710	164
AM04132-AS	usGfsaGfaAfuGfaGfccuCfgAfuAfaCfucsusuau	711	153
AM04133-AS	usGfsagaauGfaGfccuCfgauaacucsusuau	712	153
AM04134-AS	usGfsaGfaAfuGfaGfccuCfgAfuAfaCfucsusuau	713	153
AM04135-AS	usGfsagaauGfaGfccuCfgauaacucsusuau	714	153
AM04136-AS	usGfsaGfaAfuGfaGfccuCfgAfuAfaCfucsusuau	715	153
AM04137-AS	usGfsagaauGfaGfccuCfgauaacucsusuau	716	153
AM04150-AS	usGfsagaauGfaGfccuCfgauaacucsusuau (Dy540)	717	153
AM04215-AS	usCfsgUfaUfaaCfaaUfaAfgGfgGfcUfgCfscsuAu	718	156
AM04216-AS	usCfsguaUfaAfaaaUfaAfggggcugCfscsuAu	719	156
AM04217-AS	usCfsguaUfaaCfaaUfaAfggggcugCfscsuAu	720	156
AM04218-AS	usCfsguaUfaaCfaaUfaAfgggGfcUfgCfscsuAu	721	156

TABLE 2A-continued

LPA RNAi agent antisense strands having modified nucleotides.			
Antisense Strand ID	Antisense strand sequence 5'→3'	SEQ ID NO.	SEQ ID NO.
AM04219-AS	usCfsguaUfaaCfaaUfaAfggggCfugCfscsuAu	722	156
AM04250-AS	usGfsuAfuAfaCfaAfuAfaGfgGMGMsAbsAbs (PAZ)	723	135
AM04251-AS	usGfsuAfuAfaCfaAfuAfaGfgGMGM (Sp18) s (PAZ)	724	165
AM04252-AS	usGfsuAfuAfaCfaAfuAfaGfgGMGM (C12) s (PAZ)	725	165
AM04253-AS	usCfsgUfaUfaAfcAfaUfaAfgGMGMsAbsAbs (PAZ)	726	136
AM04254-AS	usCfsgUfaUfaAfcAfaUfaAfgGMGM (Sp18) s (PAZ)	727	166
AM04255-AS	usCfsgUfaUfaAfcAfaUfaAfgGMGM (C12) s (PAZ)	728	166
AM04256-AS	usGfsaGfaAfuGfaGfcCfuCfGAMTMsAbsAbs (PAZ)	729	159
AM04257-AS	usGfsaGfaAfuGfaGfcCfuCfGAMTM (Sp18) s (PAZ)	730	167
AM04258-AS	usGfsaGfaAfuGfaGfcCfuCfGAMTM (C12) s (PAZ)	731	167
AM04259-AS	usGfsaCfaCfcUfgAfuUfcUfgTMTMsAbsAbs (PAZ)	732	160
AM04260-AS	usGfsaCfaCfcUfgAfuUfcUfgTMTM (Sp18) s (PAZ)	733	168
AM04261-AS	usGfsaCfaCfcUfgAfuUfcUfgTMTM (C12) s (PAZ)	734	168
AM04377-AS	dTusCfsgUfaUfaacaaUfaAfgGfgGfcUfgCfscsua	735	169
AM04378-AS	uAusCfsgUfaUfaacaaUfaAfgGfgGfcUfgCfscsu	736	170
AM04379-AS	dTcsCfsgUfaUfaacaaUfaAfgGfgGfcUfgCfscsua	737	171
AM04380-AS	cUcsCfsgUfaUfaacaaUfaAfgGfgGfcUfgCfscsu	738	172
AM04383-AS	dTusGfsaGfaAfuGfaGfccuCfGafuAfaCfucusua	739	173
AM04384-AS	uAusGfsaGfaAfuGfaGfccuCfGafuAfaCfucususu	740	174
AM04385-AS	dTgsGfsaGfaAfuGfaGfccuCfGafuAfaCfucusua	741	175
AM04386-AS	gUgsGfsaGfaAfuGfaGfccuCfGafuAfaCfucususu	742	176
AM04387-AS	dTusGfsagaauGfaGfccuCfGauaacucusua	743	173
AM04388-AS	uAusGfsagaauGfaGfccuCfGauaacucususu	744	174
AM04389-AS	dTgsGfsagaauGfaGfccuCfGauaacucusua	745	175
AM04390-AS	gUgsGfsagaauGfaGfccuCfGauaacucususu	746	176
AM04413-AS	usCfsgUfaUfaacaaUfaAfgGfgGfcusu	747	164
AM04415-AS	usGfsasGfaAfuGfaGfccuCfGafuAfausu	748	177
AM04437-AS	usGfsuAfuAfaCfaAfuAfaGfgGMGMs (C12) s (PAZ)	749	165
AM04438-AS	usCfsgUfaUfaAfcAfaUfaAfgGMGMs (C12) s (PAZ)	750	166
AM04439-AS	usGfsaGfaAfuGfaGfcCfuCfGAMTMs (C12) s (PAZ)	751	167
AM04440-AS	usGfsaCfaCfcUfgAfuUfcUfgTMTMs (C12) s (PAZ)	752	168
AM04501-AS	cPrpTMsCfsgsUfaUfaAfcAfaUfaAfgGfgGfcusu	753	178
AM04507-AS	usGfsasGfaAfuGfaGfccuCfGafuAfausuAUAUA	754	179
AM04539-AS	usCfsgUfaUfaacaaUfaAfgGfgGfcUfgsCfscuAu	755	156
AM04540-AS	usCfsgUfaUfaacaaUfaAfgGfgGfcUfgsCfcuAu	756	156
AM04541-AS	usGfsaGfaAfuGfaGfccuCfGafuAfaCfucusuuAu	757	153

TABLE 2A-continued

LPA RNAi agent antisense strands having modified nucleotides.			
Antisense Strand ID	Antisense strand sequence 5'→3'	SEQ ID NO.	SEQ ID NO.
AM04542-AS	usGfsaGfaAfuGfaGfccuCfgAfuAfaCfuscuuAu	758	153
AM04544-AS	usCfsgsUfaUfaAfCfAfaUaAfgGfgGfcUfgcsusu	759	162
AM04545-AS	usCfsgsUfaUfaAfCfAfaUaAagGfgGfcusu	760	164
AM04546-AS	usCfsgsUfaUfaAfCfAfaUfaagGfgGfcusu	761	164
AM04582-AS	usCfsgUfaUfaacaaUfaAfgGfgGfcUfgscfsc	762	180
AM04583-AS	dTusCfsgUfaUfaacaaUfaAfgGfgGfcUfgscfsc	763	181
AM04584-AS	dTusCfsgUfaUfaacaaUfaAfgGfgGfcUfgscsc	764	181
AM04585-AS	dTusCfsgsUfaUfaacaaUfaAfgGfgGfcUfgscsc	765	181
AM04586-AS	dTusCfsgsUfaUfaacaaUfaAfgGfgGfcUfgscsc	766	181
AM04587-AS	dTusCfsgsUfaUfaacaaUfaAfgGfgGfcusg	767	182
AM04609-AS	epTcPrsCfsgsUfaUfaAfCfAfaUaAfgGfgGfcusu	768	178
AM04610-AS	epTMsCfsgsUfaUfaAfCfAfaUaAfgGfgGfcusu	769	178
AM04677-AS	usGfsaGfaAfuGfaGfccuCfgAfuAfaCfususuuAu	770	153
AM04678-AS	usGfsaGfaAfuGfaGfccuCfgAfuAfasCfsucuuAu	771	153
AM04679-AS	usGfsaGfaAfuGfaGfccuCfgAfuAfaCfuasuscGc	772	183
AM04680-AS	usGfsaGfaAfuGfaGfccuCfgAfuAfaCfuasusuCa	773	184
AM04681-AS	usGfsaGfaAfuGfaGfccuCfgAfuAfaCfuascsgAu	774	185
AM04733-AS	us (5Me-Gf) saGfaAfuGfaGfccuCfgAfuAfaCfucsusuAu	775	153
AM04734-AS	usGfsa (5Me-Gf) aAfuGfaGfccuCfgAfuAfaCfucsusuAu	776	153
AM04735-AS	usGfsaGfaAfu (5Me-Gf) aGfccuCfgAfuAfaCfucsusuAu	777	153
AM04736-AS	usGfsaGfaAfuGfa (5Me-Gf) ccuCfgAfuAfaCfucsusuAu	778	153
AM04805-AS	vpusCfsgsUfaUfaAfCfAfaUaAfgGfgGfcgusu	779	186
AM04821-AS	usCfsgUfaUfaacaaUfaAfgGfgGfcUfgCfscsu	780	187
AM04822-AS	usCfsgUfaUfaacaaUfaAfgGfgGfcUfgCfsusu	781	162
AM04823-AS	vpusCfsgUfaUfaacaaUfaAfgGfgGfcUfgCfscsu	782	187
AM04824-AS	vpusCfsgUfaUfaacaaUfaAfgGfgGfcUfgCfsusu	783	162
AM04871-AS	usGfsaGfaAfuGfaGfccuCfgAfuAfaCfusCfsuuAu	784	153
AM04872-AS	cPrpusGfsaGfaAfuGfaGfccuCfgAfuAfaCfucsusuAu	785	153
AM04873-AS	cPrpusCfsgUfaUfaacaaUfaAfgGfgGfcUfgCfscsuAu	786	156
AM04874-AS	usCfsgUfaUfaacaaUfaAfgGfgGfcfsusu	787	164
AM04875-AS	cPrpusCfsgUfaUfaacaaUfaAfgGfgGfcfsusu	788	164
AM04876-AS	usCfsgUfaUfaacaaUfaAfgGfgGfcfsusg	789	188
AM04877-AS	usCfsgUfaUfaacaaUfaAfgGfgGfcfsufsg	790	188
AM04878-AS	cPrpusCfsgUfaUfaacaaUfaAfgGfgGfcUfgCfscsu	791	162
AM04879-AS	usGfsaGfaAfuGfaGfcCfuCfgAfuAfaCfucsusuAu	792	153
AM04880-AS	cPrpusGfsaGfaAfuGfaGfcCfuCfgAfuAfaCfucsusuAu	793	153

TABLE 2A-continued

LPA RNAi agent antisense strands having modified nucleotides.			
Antisense Strand ID	Antisense strand sequence 5'→3'	SEQ ID NO.	SEQ ID NO.
AM04969-AS	cPrpTMsGfsaGfaAfuGfaGfcCfuCfgAfuAfaCfucsusuAu	794	109
AM04970-AS	cPrpTMsCfsgUfaUfaacaaUfaAfgGfgGfcUfgCfscsuAu	795	111
AM04971-AS	cPrpTMsCfsgUfaUfaacaaUfaAfgGfgGfcsusu	796	178
AM04972-AS	cPrpTMsCfsgUfaUfaacaaUfaAfgGfgGfcUfgCfcsusu	797	189
AM04979-AS	usCfsgsUfaUfaAfcAfaUfaAfgGfgGfcusu	798	164
1532-AS01	usgsagaaugaGfccuCfgAfuAfaCfuCfsusuAu	799	153
1532-AS02	usgsagaauGfagccuCfgAfuAfaCfuCfsusuAu	800	153
1532-AS03	usgsagaAfugagccuCfgAfuAfaCfuCfsusuAu	801	153
1532-AS04	usgsaGfaaugagccuCfgAfuAfaCfuCfsusuAu	802	153
1532-AS05	usGfsagaaugagccuCfgAfuAfaCfuCfsusuAu	803	153
1532-AS06	dTsgsagaaugagccuCfgAfuAfaCfuCfsusuAu	804	109
1532-AS07	dTsGfsaGfaAfugagccuCfgAfuAfaCfuCfsusuAu	805	109
1532-AS08	dTsGfsaGfaAfugaGfccuCfgauAfaCfuCfsusuAu	806	109
1532-AS09	dTsGfsaGfaAfuGfagccuCfgauAfaCfuCfsusuAu	807	109
1532-AS10	dTsGfsaGfaAfugagccuCfgauAfaCfuCfsusuAu	808	109
1532-AS11	dTsGfsaGfaAfugagccuCfgAfuAfaCfuCfsusuAu	809	109
1532-AS12	dTsGfsaGfaAfugaGfccuCfgauAfaCfuCfsusuAu	810	109
1532-AS13	dTsGfsaGfaAfuGfagccuCfgauAfaCfuCfsusuAu	811	109
1532-AS15	dTsgsagaaugaGfccuCfgAfuAfaCfuCfsusuAu	812	109
1532-AS16	dTsgsagaauGfagccuCfgAfuAfaCfuCfsusuAu	813	109
1532-AS17	dTsgsagaAfugagccuCfgAfuAfaCfuCfsusuAu	814	109
1532-AS18	dTsgsaGfaaugagccuCfgAfuAfaCfuCfsusuAu	815	109
1532-AS19	dTsGfsagaugagccuCfgAfuAfaCfuCfsusuAu	816	109
1532-AS20	usgsagaaugagccuCfgAfuAfaCfuCfsusuAu	817	153
1532-AS21	usGfsaGfaAfugagccuCfgAfuAfaCfuCfsusuAu	818	153
1532-AS22	usGfsaGfaAfugaGfccuCfgauAfaCfuCfsusuAu	819	153
1532-AS23	usGfsaGfaAfuGfagccuCfgauAfaCfuCfsusuAu	820	153
1532-AS24	usGfsaGfaAfugagccuCfgauAfaCfuCfsusuAu	821	153
1532-AS25	usGfsaGfaAfugagccuCfgAfuAfaCfuCfsusuAu	822	153
1532-AS27	usGfsaGfaAfuGfagccuCfgauAfaCfuCfsusuAu	823	153
1533-AS01	usgsaCfaCfcugAfuucUfgUfuUfcUfgAfsugsuAu	824	154
1533-AS02	usgsaCfaCfcUfgauucUfgUfuUfcUfgAfsugsuAu	825	154
1533-AS04	dTsgsaCfaCfcugauucUfgUfuUfcUfgAfsugsuAu	826	110
1533-AS05	dTsGfsaCfaCfcugAfuucUfguuUfcUfgAfsugsuAu	827	110
1533-AS06	dTsGfsaCfaCfcUfgauucUfguuUfcUfgAfsugsuAu	828	110
1533-AS07	dTsGfsaCfaCfcUfgauucUfgUfuucUfgAfsugsuAu	829	110

TABLE 2A-continued

LPA RNAi agent antisense strands having modified nucleotides.			
Antisense Strand ID	Antisense strand sequence 5'→3'	SEQ ID NO.	SEQ ID NO.
1533-AS08	dTsGfsaCfaCfcUfgAfuucUfguuucUfgAfsgsuAu	830	110
1533-AS09	dTsGfsaCfaCfcUfgAfuucUfguuUfcugAfsgsuAu	831	110
1533-AS10	dTsGfsaCfaCfcUfgAfuucUfgUfuucugAfsgsuAu	832	110
1533-AS11	dTsGfsaCfaCfcUfgAfuucUfguuucugAfsgsuAu	833	110
1533-AS12	dTsGfsaCfaCfcUfgAfuucUfguuucUfgasgsuAu	834	110
1533-AS13	dTsGfsaCfaCfcUfgAfuucUfguuUfcugasgsuAu	835	110
1533-AS16	dTsgsaCfaCfcugAfuucUfgUfuUfcUfgAfsgsuAu	836	110
1533-AS17	dTsgsaCfaCfcUfgauucUfgUfuUfcUfgAfsgsuAu	837	110
1533-AS19	usgsaCfaCfcugauucUfgUfuUfcUfgAfsgsuAu	838	154
1533-AS20	usGfsaCfaCfcugAfuucUfguuUfcUfgAfsgsuAu	839	154
1533-AS21	usGfsaCfaCfcUfgauucUfguuUfcUfgAfsgsuAu	840	154
1533-AS22	usGfsaCfaCfcUfgauucUfgUfuucUfgAfsgsuAu	841	154
1533-AS23	usGfsaCfaCfcUfgAfuucUfguuucUfgAfsgsuAu	842	154
1533-AS24	usGfsaCfaCfcUfgAfuucUfguuUfcugAfsgsuAu	843	154
1533-AS25	usGfsaCfaCfcUfgAfuucUfgUfuucugAfsgsuAu	844	154
1533-AS26	usGfsaCfaCfcUfgAfuucUfguuucugAfsgsuAu	845	154
1533-AS27	usGfsaCfaCfcUfgAfuucUfguuucUfgasgsuAu	846	154
1533-AS28	usGfsaCfaCfcUfgAfuucUfguuUfcugasgsuAu	847	154
1533-CfinAS	dTsGfsacaccUfgAfuucUfgUfuUfcUfgAfsgsuAu	848	110
AM05490-AS	usGfsasGfaAfuGfaGfcCfuCfGafuAfausu	1262	177
AM05492-AS	cPrpTMsCfsgsUfaUfaAfcAfaUfaAfgGfgGfcusu	1263	178
AM05493-AS	cPrpTMsCfsgsUfaUfaAfcAfaUfaAfgGfgGfcusu	1264	178
AM05495-AS	usCfsguauaaCfaaUfaAfgggGfcugCfscsuAu	1265	156
AM05496-AS	usCfsguaUfaaCfaaUfaAfgggGfcugCfscsuAu	1266	156
AM05497-AS	usCfsgUfaUfaacaaUfaAfgGfgGfcsUfsu	1267	164
AM05498-AS	usCfsgsUfaUfaAfcAfaUfaAfgGfgGfcusu	1268	164

TABLE 2A

LPA RNAi agent sense strands having modified nucleotides.			
Sense Strand ID	SS Sequence 5'-3'	SEQ ID NO.	SEQ ID NO.
AM01173-SS	AfcGfcAfgAfaGfgGfaCfuGfcCfGaf (invdT)	849	190
AM01174-SS	GfgGfgUfgCfaGfgAfgUfgCfuAfcAf (invdT)	850	191
AM01175-SS	CfuGfuGfgCfaGfcCfcCfuUfaUfuAf (invdT)	851	192
AM01176-SS	GfgCfaGfcCfcCfuUfaUfuGfuUfaAf (invdT)	852	193
AM01177-SS	AfgCfcCfcUfuAfuUfgUfuAfuAfcAf (invdT)	853	194

TABLE 2A-continued

LPA RNAi agent sense strands having modified nucleotides.			
Sense Strand ID	SS Sequence 5'-3'	SEQ ID NO.	SEQ ID NO.
AM01178-SS	GfcCfcCfuUfaUfuGfuUfaUfaCfgAf (invdT)	854	195
AM01179-SS	UfgAfcAfcAfaUfgCfuCfaGfaCfgAf (invdT)	855	196
AM01180-SS	GfaCfaCfaAfuGfcUfcAfgAfcGfaAf (invdT)	856	197
AM01181-SS	AfcAfcAfaUfgCfuCfaGfaCfgCfaAf (invdT)	857	198
AM01182-SS	AfcAfaUfgCfuCfaGfaCggCfaGfaAf (invdT)	858	199
AM01183-SS	CfuGfcCfgAfaAfuCfvAfgAfuCfcAf (invdT)	859	200
AM01184-SS	GfcCfgAfaAfuCfcAfgAfuCfcUfgAf (invdT)	860	201
AM01185-SS	UfgAfcAfcGfaUfgCfuCfaGfaUfgAf (invdT)	861	202
AM01186-SS	GfaCfaCfgAfuGfcUfcAfgAfuGfaAf (invdT)	862	203
AM01187-SS	AfcAfcGfaUfgCfuCfaGfaUfgCfaAf (invdT)	863	204
AM01188-SS	AfcGfaUfgCfuCfaGfaUfgCfaGfaAf (invdT)	864	205
AM01189-SS	UfcCfaAfgCfcUfaGfaGfgCfuUfaAf (invdT)	865	206
AM01190-SS	AfgGfaAfaCfcCfvCfgGfgGfuAfcAf (invdT)	866	207
AM01191-SS	GfgAfaAfcCfcCfcGfgGfgUfaCfaAf (invdT)	867	208
AM01192-SS	GfaAfaCfcCfcCfcGfgGfgGfuAfcAfgAf (invdT)	868	209
AM01193-SS	UfgCfuAfcUfaCfcAfuUfaUfgGfaAf (invdT)	869	210
AM01194-SS	GfcUfaCfuAfcCfaUfaAfuGfgAfcAf (invdT)	870	211
AM01195-SS	CfuAfcCfaUfaAfuGfgAfcAfgAfgAf (invdT)	871	212
AM01196-SS	AfcCfaCfaCfcAfgCfaUfaGfuCfgAf (invdT)	872	213
AM01197-SS	CfcAfcAfcCfaGfcAfuAfgUfcGfgAf (invdT)	873	214
AM01198-SS	CfaCfaCfcAfgCdaUfaGfuCfgGfaAf (invdT)	874	215
AM01199-SS	CfaCfcAfgCfaUfaGfuCfgGfaCfcAf (invdT)	875	216
AM01200-SS	AfuAfgUfcGfgAfcCfvCfaGfaAfaAf (invdT)	876	217
AM01201-SS	UfaGfuCfgGfaCfcCfcAfgAfaAfaAf (invdT)	877	218
AM01202-SS	CfcAfgAfuGfcUfgAfgAfuUfcGfcAf (invdT)	878	219
AM01203-SS	GfcUfgAfgAfuUfcGfcCfcUfuGfgAf (invdT)	879	220
AM01204-SS	CfuGfaGfaUfuCfgCfcCfuUfgGfuAf (invdT)	880	221
AM01205-SS	UfgAfgAfuUfcGfcCfcUfuGfgUfgAf (invdT)	881	222
AM01206-SS	GfaGfaUfuCfgCfvCfuUfgGfuGfuAf (invdT)	882	223
AM01207-SS	AfuGfgAfuCfvCfaGfuGfuCfaGfgAf (invdT)	883	224
AM01208-SS	GfaAfuCfaAfgUfgUfcCfuUfgCfaAf (invdT)	884	225
AM01209-SS	AfaUfcAfaGfuGfuCfcUfuGfcAfaAf (invdT)	885	226
AM01210-SS	GfaAfgCfaCfcAfaCfgGfaGfcAfaAf (invdT)	886	227
AM01211-SS	GfaGfuUfaUfcGfaGfgCfuCfaUfuAf (invdT)	887	228
AM01212-SS	AfgUfuAfuCfgAfgGfcUfcAfuUfcAf (invdT)	888	229
AM01213-SS	GfaCfaAfcAfgAfaUfaUfuAfuCfcAf (invdT)	889	230

TABLE 2A-continued

LPA RNAi agent sense strands having modified nucleotides.			
Sense Strand ID	SS Sequence 5'-3'	SEQ ID NO.	SEQ ID NO.
AM01214-SS	CfuUfgGfufuUfaUfaCfcAfuGfgAf (invdT)	890	231
AM01215-SS	GfgUfgUfuAfuAfcCfaUfgGfaUfcAf (invdT)	891	232
AM01216-SS	UfaUfaCfcAfuGfgAfuCfvCfaAfuAf (invdT)	892	233
AM01217-SS	AfuAfcCfaUfgGfaUfcCfcAfaUfgAf (invdT)	893	234
AM01218-SS	UfaCfcAfuGfgAfuCfcCfaAfuGfuAf (invdT)	894	235
AM01219-SS	AfcCfaUfgGfaUfcCfcAfaUfgUfcAf (invdT)	895	236
AM01220-SS	GfcAfaCfcUfgAfcAfcAfaUfgUfcAf (invdT)	896	237
AM01221-SS	CfuGfaCfaCfaAfuGfuCfcAfgUfgAf (invdT)	897	238
AM01222-SS	CfcAfgUfgAfcAfgAfaUfcAfaGfuAf (invdT)	898	239
AM01223-SS	UfuAfuCfGafGfcUfcAfuUfcUfcAf (invdT)	899	240
AM01224-SS	AfgAfaUfaCfuAfcCfcAfaAfuGfgAf (invdT)	900	241
AM01225-SS	AfaUfaCfuAfcCfcAfaAfuGfgUfgAf (invdT)	901	242
AM01226-SS	AfuAfcUfaCfcCfaAfaUfgGfuGfgAf (invdT)	902	243
AM01227-SS	AfuUfcGfcCfcUfuGfgUfgUfuAfuAf (invdT)	903	244
AM01228-SS	UfaUfaCfcAfuGfgAfuCfcCfaGfuAf (invdT)	904	245
AM01229-SS	AfuAfcCfaUfgGfaUfcCfcAfgUfgAf (invdT)	905	246
AM01230-SS	CfaCfaAfcUfcCfcAfcGfgUfgGfuAf (invdT)	906	247
AM01231-SS	AfaGfaAfcAfuGfuCfaGfuCfuUfgAf (invdT)	907	248
AM01232-SS	AfgUfgUfcCfuCfaCfaAfcUfcCfcAf (invdT)	908	249
AM01233-SS	AfaCfaAfgCfaCfcAfcCfuGfaGfaAf (invdT)	909	250
AM01234-SS	CfcUfgAfgAfaAfaGfcCfcUfgUfgAf (invdT)	910	251
AM01235-SS	UfgAfuAfcCfaCfaCfuGfgCfaUfcAf (invdT)	911	252
AM01236-SS	GfaUfaCfcAfcAfcUfgGfcAfuCfaAf (invdT)	912	253
AM01237-SS	GfaAfaCfaGfaAfuCfaGfgUfgUfcAf (invdT)	913	254
AM01238-SS	AfaAfcAfgAfaUfcAfgGfuGfuCfcAf (invdT)	914	255
AM01239-SS	CfaGfaAfuCfaGfgUfgUfcCfuAfgAf (invdT)	915	256
AM01795-SS	CfcUfgUfgGfcAfgCfcCfcUfuAfuAf (invdT)	916	257
AM01797-SS	UfgGfcAfgCfcCfcUfuAfuUfgUfuAf (invdT)	917	258
AM01799-SS	AfcAfcCfaGfcAfuAfgUfcGfgAfcAf (invdT)	918	259
AM01801-SS	GfgAfaUfcCfaGfaUfgCfuGfaGfaAf (invdT)	919	260
AM01803-SS	UfcCfaGfaUfgCfuGfaGfaUfuCfgAf (invdT)	920	261
AM01805-SS	AfuGfcUfgAfgAfuUfcGfcCfcUfuAf (invdT)	921	262
AM01807-SS	CfcAfuGfgAfuCfcCfaGfuGfuCfaAf (invdT)	922	263
AM01809-SS	CfuGfaAfgAfaGfcAfcCfaAfcGfgAf (invdT)	923	264
AM01811-SS	UfcCfaGfuGfaCfaGfaAfuCfaAfgAf (invdT)	924	265
AM01813-SS	CfuCfaCfaAfcUfcCfcAfcGfgUfgAf (invdT)	925	266

TABLE 2A-continued

LPA RNAi agent sense strands having modified nucleotides.			
Sense Strand ID	SS Sequence 5'-3'	SEQ ID NO.	SEQ ID NO.
AM01815-SS	AfgAfaUfcAfgGfuGfuCfcUfaGfaAf (invdT)	926	267
AM01817-SS	UfcAfgGfuGfuCfcUfaGfaGfaCfuAf (invdT)	927	268
AM02006-SS	(Chol-TEG) uAuAfgCfcCfcUfUfAfUfgUfuAfuAfcAf (invdT)	928	269
AM02010-SS	(Chol-TEG) uAuGfcCfcCfuUfAfUfuGfuUfaUfaCfgAf (invdT)	929	270
AM02014-SS	(Chol-TEG) uAuGfaCfaCfaAfUfGfcUfcAfgAfcGfcAf (invdT)	930	271
AM02018-SS	(Chol-TEG) uAuAfcAfcAfaUfGfcCfaGfaCfgCfaAf (invdT)	931	272
AM02022-SS	(Chol-TEG) uAuUfuAfuCfgAfgGfcUfcAfuUfcUfcAf (invdT)	932	273
AM02026-SS	(Chol-TEG) uAuGfaAfaCfaGfAfAfUfcAfgGfcUfcAf (invdT)	933	274
AM02030-SS	(Chol-TEG) uAuAfcAfcCfaGfCfaUfAfgUfcGfgAfcAf (invdT)	934	275
AM02034-SS	(Chol-TEG) uAuUfcCfaGfaUfGfcCfuGfaGfaUfuCfgAf (invdT)	935	276
AM02038-SS	(Chol-TEG) uAuAfuGfcUfgAfgAfuUfcGfcCfcUfuAf (invdT)	936	277
AM02042-SS	(Chol-TEG) uAuCfcAfuGfgAfUfCfcCfaGfuGfuCfaAf (invdT)	937	278
AM02211-SS	UfgUfgGfcAfgCfcCfcUfuAfuUfgAf (invdT)	938	279
AM02212-SS	CfaCfaAfuGfcUfcAfgAfcGfcAfgAf (invdT)	939	280
AM02213-SS	CfcGfaAfaUfCfcCfaGfaUfcCfuGfuAf (invdT)	940	281
AM02214-SS	GfaCfuGfaGfGfAfaAfcCfcCfcGfgAf (invdT)	941	282
AM02215-SS	CfuAfcUfaCfcAfuUfaUfgGfaCfaAf (invdT)	942	283
AM02216-SS	AfcUfaCfcAfuUfUfaUfgGfaCfaGfaAf (invdT)	943	284
AM02217-SS	UfaCfcAfuUfAfUfgGfaCfaGfaGfuAf (invdT)	944	285
AM02218-SS	AfcCfaUfuAfuUfGfgAfcAfgAfgUfuAf (invdT)	945	286
AM02219-SS	AfgAfuGfcUfGfAfgAfuUfcGfcCfcAf (invdT)	946	287
AM02220-SS	GfaUfgCfuGfAfgGfaUfuCfcCfcCfuAf (invdT)	947	288
AM02221-SS	AfgAfuUfcGfcCfcUfuGfgUfgUfuAf (invdT)	948	289
AM02222-SS	GfaCfaGfaAfuUfCfaAfgUfgUfcCfuAf (invdT)	949	290
AM02223-SS	AfcAfuGfuCfaGfGfuCfuUfgGfuCfcAf (invdT)	950	291
AM02224-SS	CfcAfaAfuGfGfUfgGfcCfuGfaCfcAf (invdT)	951	292
AM02225-SS	UfgGfuGfuUfAfUfaCfcAfuGfgAfuAf (invdT)	952	293
AM02226-SS	UfgUfuAfuAfcCfcAfuGfaUfcCfcAf (invdT)	953	294
AM02227-SS	AfaCfcUfgAfcAfcAfaUfgUfcCfaAf (invdT)	954	295
AM02228-SS	AfaUfgUfcCfcAfgGfuGfaCfaGfaAfuAf (invdT)	955	296
AM02229-SS	UfgUfuUfcUfGfAfaCfaAfgCfaCfcAf (invdT)	956	297
AM02230-SS	UfaUfcGfaGfGfcCfuCfaUfuCfuCfcAf (invdT)	957	298
AM02231-SS	UfcGfaGfgCfuUfCfaUfuCfuCfcAfcAf (invdT)	958	299
AM02232-SS	UfcCfuCfaCfaAfcUfcCfcAfcGfgAf (invdT)	959	300
AM02233-SS	CfaAfcUfcCfcAfcGfgUfgGfuCfcAf (invdT)	960	301
AM02234-SS	GfcUfcCfuUfcUfgAfaCfaAfgCfaAf (invdT)	961	302



TABLE 2A-continued

LPA RNAi agent sense strands having modified nucleotides.			
Sense Strand ID	SS Sequence 5'-3'	SEQ ID NO.	SEQ ID NO.
AM02235-SS	AfuAfcCfaCfAfCfuGfgCfaUfcAfgAf (invdT)	962	303
AM02236-SS	AfcAfgAfaUfcAfgGfuGfuCfcUfaAf (invdT)	963	304
AM02237-SS	GfaAfuCfaGfGfUfgUfcCfuAfgAfgAf (invdT)	964	305
AM02238-SS	AfaUfcAfgGfUfgUfcCfuAfgAfgAf (invdT)	965	306
AM02239-SS	AfuCfaGfgUfgUfcCfuAfgAfgAfcAf (invdT)	966	307
AM02441-SS	uAuAusAfsGfUfuAfuCfGfGfcUfcAfuUfcUfcAf (C6-SS-Alk-Me)	967	308
AM02442-SS	uAuAusAfsGfUfuAfuCfGfGfcUfcAfuUfcUfcAf (C6-SS-Alk-Me)	968	308
AM02443-SS	uAuAusAfsGfUfuAfuCfGfGfcUfcAfuUfcUfcAf (C6-SS-Alk-Me)	969	308
AM02444-SS	uAuAusasGfuUfaUfcGfaGfGfcUfcAfuUfcUfcAf (C6-SS-Alk-Me)	970	308
AM02445-SS	uAuAusCfsaGfaAfaCfaGfaAfuCfaGfgUfgUfcAf (C6-SS-Alk-Me)	971	309
AM02446-SS	uAuAusCfsaGfaAfaCfagAfAfuCfaGfgUfgUfcAf (C6-SS-Alk-Me)	972	309
AM02447-SS	uAuAusCfsaGfaAfaCfAfgAfAfuCfaGfgUfgUfcAf (C6-SS-Alk-Me)	973	309
AM02448-SS	uAuAuscsAfgAfaAfcAfgAfAfuCfaGfgUfgUfcAf (C6-SS-Alk-Me)	974	309
AM02537-SS	uAuAusCfsaGfcCfcCfuUfaUfuGfuUfaUfaCfgAf (C11-PEG3-NAG3)	975	310
AM02538-SS	uAuAusCfsuGfaCfaCfaAfUfgUfcAfgAfcGfcAf (C11-PEG3-NAG3)	976	311
AM02539-SS	uAuAusUfsgAfcAfcAfaUfgCfuCfaGfaCfGcfaAf (C11-PEG3-NAG3)	977	312
AM02540-SS	uAuAusAfsGfUfuAfuCfGfGfcUfcAfuUfcUfcAf (C11-PEG3-NAG3)	978	308
AM02541-SS	uAuAusCfsaGfaAfaCfaGfAfAfuCfaGfgUfgUfcAf (C11-PEG3-NAG3)	979	309
AM02542-SS	uAuAusAfsGfAfuGfcUfgAfgAfuUfcGfcCfcUfuAf (C11-PEG3-NAG3)	980	313
AM02793-SS	gsCfsaGfcCfcCfuUfaUfuGfuUfa (invdA)	981	314
AM02794-SS	gsCfscCfcUfuAfuUfgUfuAfuAfc (invdA)	982	315
AM02795-SS	csCfscCfuUfaUfuGfuUfaUfaCfG (invdA)	983	316
AM02796-SS	asCfsaCfaAfuGfcUfcAfgAfcGfc (invdA)	984	317
AM02797-SS	csAfsCfaUfgCfuCfaGfaCfGcfa (invdA)	985	318
AM02798-SS	csCfsgAfaAfuCfcAfgAfuCfcUfg (invdA)	986	319
AM02799-SS	csAfsCgfaUfgCfuCfaGfaUfgCfa (invdA)	987	320
AM02800-SS	csCfsaCfaCfcAfgCfaUfaGfuCfG (invdA)	988	321
AM02801-SS	usAfsGfUfcGfgAfcCfcCfaGfaAfa (invdA)	989	322
AM02802-SS	csAfsGfAfuGfcUfgAfgAfuUfcGfc (invdA)	990	323
AM02803-SS	asAfsuCfaAfgUfgUfcCfuUfgCfa (invdA)	991	324
AM02804-SS	asGfsuUfaUfcGfaGfgCfuCfaUfu (invdA)	992	325
AM02805-SS	gsUfsuAfuCfGfGfcUfcAfuUfc (invdA)	993	326
AM02806-SS	csAfsaCfcUfgAfcAfcAfaUfgUfc (invdA)	994	327
AM02807-SS	usAfsuCfGfGfcUfcAfuUfcUfc (invdA)	995	328
AM02808-SS	gsAfsaUfaCfuAfcCfcAfaAfuGfg (invdA)	996	329
AM02809-SS	asUfsaCfuAfcCfcAfaAfuGfgUfg (invdA)	997	330

TABLE 2A-continued

LPA RNAi agent sense strands having modified nucleotides.			
Sense Strand ID	SS Sequence 5'-3'	SEQ ID NO.	SEQ ID NO.
AM02810-SS	asAfsaCfaGfaAfuCfaGfgUfgUfc (invdA)	998	331
AM02811-SS	asAfscafgAfaUfcAfgGfgUfcUfc (invdA)	999	332
AM02812-SS	CfsasGfcCfcCfuUfaUfuGfuUfa (invdA)	1000	333
AM02813-SS	CfscsCfcUfuAfuUfgUfuAfuAfc (invdA)	1001	334
AM02814-SS	CfscsCfuUfaUfuGfuUfaUfaCfc (invdA)	1002	335
AM02815-SS	CfsasCfaAfuGfcUfcAfgAfcGfc (invdA)	1003	336
AM02816-SS	AfscsAfaUfgCfuCfaGfaCfcCfa (invdA)	1004	337
AM02817-SS	CfsgsAfaAfuCfcAfgAfuCfcUfc (invdA)	1005	338
AM02818-SS	AfscsGfaUfgCfuCfaGfaUfgCfa (invdA)	1006	339
AM02819-SS	CfsasCfaCfcAfgCfaUfaGfuCfc (invdA)	1007	340
AM02820-SS	AfsgsUfcGfgAfcCfcCfaGfaAfa (invdA)	1008	341
AM02821-SS	AfsgsAfuGfcUfgAfgAfuUfcGfc (invdA)	1009	342
AM02822-SS	AfsusCfaAfgUfgUfcCfuUfgCfa (invdA)	1010	343
AM02823-SS	GfsusUfaUfcGfaGfgCfuCfaUfu (invdA)	1011	344
AM02824-SS	UfsusAfuCfcAfgGfcUfcAfuUfc (invdA)	1012	345
AM02825-SS	AfsasCfcUfgAfcAfcAfaUfgUfc (invdA)	1013	346
AM02826-SS	AfsusCfcAfgGfcUfcAfuUfcUfc (invdA)	1014	347
AM02827-SS	AfsasUfaCfuAfcCfcAfaAfuGfg (invdA)	1015	348
AM02828-SS	UfsasCfuAfcCfcAfaAfuGfgUfg (invdA)	1016	349
AM02829-SS	AfsasCfaGfaAfuCfaGfgUfgUfc (invdA)	1017	350
AM02830-SS	AfscsAfgAfaUfcAfgGfgUfcUfc (invdA)	1018	351
AM02861-SS	uAuAusAfsGufuauCfcAfgGfgUfcAfuUfcUfcAf (C11-PEG3-NAG3)	1019	308
AM02941-SS	uAuAusasguuauCfcAfgGfcuauucua (C11-PEG3-NAG3)	1020	308
AM02942-SS	uAuAusasguuauCfcAfgGfcuauucua (C11-PEG3-NAG3)	1021	308
AM02946-SS	uAuAuscsagaaaCfcAfaAfuCfcagguguca (C11-PEG3-NAG3)	1022	309
AM02947-SS	uAuAuscsagaaaCfcAfaAfuCfcagguguca (C11-PEG3-NAG3)	1023	309
AM02948-SS	uAuAuscsagaaaCfcAfaAfuCfcagguguca (C11-PEG3-NAG3)	1024	309
AM02949-SS	uAuAuscsagaaaCfcAfaAfuCfcagguguca (C11-PEG3-NAG3)	1025	309
AM03030-SS	(Stearyl)uAuAusCfsaGfaAfaCfaGfaAfuCfaGfgUfgUfcAf (C11-PEG3-NAG3)	1026	309
AM03036-SS	uAuAusCfsagaAfaCfaGfaAfuCfaGfgUfgUfcAf (C11-PEG3-NAG3)	1027	309
AM03037-SS	uAuAusCfsagaaaCfcAfaAfuCfaGfgUfgUfcAf (C11-PEG3-NAG3)	1028	309
AM03038-SS	uAuAusCfsagaaaCfcAfaAfuCfcagguguca (C11-PEG3-NAG3)	1029	309
AM03039-SS	uAuAusCfsaGfaAfaCfaGfaAfuCfcagguguca (C11-PEG3-NAG3)	1030	309
AM03042-SS	uAuAusCfsaGfaAfaCfaGfaAfuCfcagguguca (C11-PEG3-NAG3)	1031	309
AM03060-SS	uAuAusCfsaGfaAfaCfaGfaAfuCfcagguguca (C11-PEG3-NAG3)	1032	309
AM03061-SS	uAuAusCfsaGfaAfaCfaGfaAfuCfcagguguca (C11-PEG3-NAG3)	1033	309

TABLE 2A-continued

LPA RNAi agent sense strands having modified nucleotides.			
Sense Strand ID	SS Sequence 5'-3'	SEQ ID NO.	SEQ ID NO.
AM03062-SS	uAuAusCfsagaaaCfaGfAfAfUfcFaggugUfca (C11-PEG3-NAG3)	1034	309
AM03064-SS	uAuAusCfsaGfaAfaCfaGfaAfUfcFgfgugucAf (C11-PEG3-NAG3)	1035	309
AM03122-SS	uAuAusAfsqUfuAfUfcFgAfGfGfcUfcAfUfcUfcMAM (C11-PEG3-NAG3)	1036	308
AM03123-SS	uAuAUuNAafsgsUfuAfUfcFgAfGfGfcUfcAfUfcUfcAf (C11-PEG3-NAG3)	1037	308
AM03124-SS	uAuAuAfsqUfuAfUfcFgAfGfGfcUfcAfUfcUfcAf (C11-PEG3-NAG3)	1038	308
AM03125-SS	uAuAusCfsaGfcCfcCfuUfAfUfuGfuUfaUfaCfga (C11-PEG3-NAG3)	1039	310
AM03126-SS	uAuAuscsaGfcCfcCfuUfAfUfuGfuUfaUfaCfGfAf (C11-PEG3-NAG3)	1040	310
AM03128-SS	uAuAuscsaGfcCfcCfuUfAfUfuGfuUfaUfaCfga (C11-PEG3-NAG3)	1041	310
AM03144-SS	uAuAusAfsqUfuAfUfcFgAfGfGfcUfcAfUfcUfcAf (C6-PEG4-NAG3)	1042	308
AM03220-SS 1532-SS01	uAuAusAfsqUfuAfUfcFgAfGfGfcUfc <u>cauucuca</u>	1043	308
AM03221-SS	uAuAusAfsqUfuAfUfcFgAfGfGfc <u>cauucuca</u>	1044	308
AM03222-SS	uAuAusAfs <u>guuauCfGfGfcUfc</u> <u>cauucuca</u>	1045	308
AM03223-SS	uAuAusAfs <u>guuauCfGfGfc</u> <u>cauucuca</u>	1046	308
AM03224-SS	uAuAusas <u>guuauCfGfGfc</u> <u>cauucuca</u>	1047	308
AM03225-SS	uAuAusas <u>guuauCfGfGfc</u> <u>cauucuca</u>	1048	308
AM03226-SS	uAuAusAfsqUfuAfUfcFgAfGfdGcUfc <u>cauucuca</u>	1049	308
AM03227-SS	uAuAusAfsqUfuAfUfcFgAfGfdGc <u>cauucuca</u>	1050	308
AM03228-SS	uAuAusAfs <u>guuauCfGfGfdGcUfc</u> <u>cauucuca</u>	1051	308
AM03229-SS	uAuAusAfs <u>guuauCfGfGfdGc</u> <u>cauucuca</u>	1052	308
AM03230-SS	uAuAusas <u>guuauCfGfGfdGc</u> <u>cauucuca</u>	1053	308
AM03231-SS	uAuAusas <u>guuauCfGfGfdGc</u> <u>cauucuca</u>	1054	308
AM03232-SS	uAuAusAfsqUfuAfUfcFgAfGfGfcUfc <u>cauucuca</u>	1055	308
AM03233-SS	uAuAusAfsqUfuAfUfcFgAfGfGfc <u>cauucuca</u>	1056	308
AM03234-SS	uAuAusAfs <u>guuauCfGfGfcUfc</u> <u>cauucuca</u>	1057	308
AM03235-SS	uAuAusAfs <u>guuauCfGfGfc</u> <u>cauucuca</u>	1058	308
AM03236-SS	uAuAusas <u>guuauCfGfGfc</u> <u>cauucuca</u>	1059	308
AM03237-SS	uAuAusas <u>guuauCfGfGfc</u> <u>cauucuca</u>	1060	308
AM03238-SS	uAuAusAfsqUfuAfUfcFgAfGfGfcUfc <u>cauucuca</u> (C11-PEG3-NAG3)	1061	308
AM03240-SS	uAuAusAfs <u>guuauCfGfGfcUfc</u> <u>cauucuca</u> (C11-PEG3-NAG3)	1062	308
AM03330-SS 1532-SS00	uAuAusAfsqUfuAfUfcFgAfGfGfcUfcAfUfcUfcAf	1063	308
AM03291-SS	uAuAusCfsaGfcCfcCfuUfAf UfuGfuUfaUfaCfGfAf	1064	310
AM03292-SS	uAuAusCfsagcCfcCfuUfaUfuguUfaUfaCfga	1065	310
AM03293-SS	uAuAusCfsagcCfcCfuUfaUfugu <u>uuuaCfga</u>	1066	310
AM03294-SS	uAuAuscsag <u>cccuUfaUfuguuuacga</u>	1067	310
AM03295-SS	uAuAuscsag <u>cccuUfUfuguuuacga</u>	1068	310

TABLE 2A-continued

LPA RNAi agent sense strands having modified nucleotides.			
Sense Strand ID	SS Sequence 5'-3'	SEQ ID NO.	SEQ ID NO.
AM03296-SS	uAuAusCfsagcCfcCfuUfAfUfuguUfaUfaCfga	1069	310
AM03297-SS	uAuAusCfsagcCfcCfuUfAfUfuguuauaCfga	1070	310
AM03298-SS	uAuAuscsagcccuUfAfUfuguuauacga	1071	310
AM03299-SS	uAuAusCfsagcCfcCfuUfAfUfuguuauaCfga	1072	310
AM03277-SS	uAuAuscsagcccuUfaUfuguuauacga (C11-PEG3-NAG3)	1073	310
AM03275-SS	uAuAusCfsagcCfcCfuUfaUfuguUfaUfaCfga (C11-PEG3-NAG3)	1074	310
AM03276-SS	uAuAusCfsagcCfcCfuUfaUfuguuauaCfga (C11-PEG3-NAG3)	1075	310
AM03278-SS	uAuAuscsagcccuUfAfUfuguuauacga (C11-PEG3-NAG3)	1076	310
AM03287-SS	uAuAusCfsagcCfcCfuUfAfUfuguUfaUfaCfga (C11-PEG3-NAG3)	1077	310
AM03288-SS	uAuAusCfsagcCfcCfuUfAfUfuguuauaCfga (C11-PEG3-NAG3)	1078	310
AM03289-SS	uAuAuscsagcccuUfAfUfuguuauacga (C11-PEG3-NAG3)	1079	310
AM03290-SS	uAuAusCfsagcCfcCfuUfAfUfuguuauaCfga (C11-PEG3-NAG3)	1080	310
AM03243-SS	uAuAusasguuauacgAfGfGfcucauucuca (C11-PEG3-NAG3)	1081	308
AM03424-SS	(Chol-TEG) uAuAusasguuauacgaGfGfcucauucuc (invdA)	1082	308
AM03425-SS	(Chol-TEG) uAuAusasguuauacgaGfGfcucauucuca	1083	308
AM03426-SS	(Chol-TEG) uAuAusAfgUfuAfuCfGfGfcUfcAfuUfcUfc (invdA)	1084	308
AM03457-SS	CfscsCfcUfuAfuUfgUfuAfuAfc (NAG13)	1085	334
AM03458-SS	CfscsCfuUfaUfuGfuUfaUfaCfga (NAG13)	1086	335
AM03459-SS	AfsgsAfuGfcUfgAfgAfuUfcGfca (NAG13)	1087	342
AM03460-SS	GfsusUfaUfcGfaGfgCfuCfaUfua (NAG13)	1088	344
AM03461-SS	AfsusCfGfGfcUfcAfuUfcUfca (NAG13)	1089	347
AM03462-SS	AfsasCfaGfaAfuCfaGfgUfgUfca (NAG13)	1090	350
AM03489-SS	uAuAusasguuauacgaGfGfcucauucuca (NAG13)	1091	308
AM03492-SS	uAuAusCfsaGfcCfcCfuUfAfUfuGfuUfaUfaCfga (NAG13)	1092	310
AM03544-SS	uAuAuscsagcccCfuUfaUfuguuauacga (NAG13)	1093	310
AM03545-SS	uAuAuscsagcccuUfAfUfuGfuauacga (NAG13)	1094	310
AM03546-SS	uAuAuscsagcccuUfAfUfuguuauacga (NAG13)	1095	310
AM03547-SS	uAuAusAfsGfuAfuCfGfGfcUfcAfuUfcUfcAf (NAG13)	1096	308
AM03650-SS	uAuAusasguuauacgAfGfGfcucauucuca (NAG13)	1097	308
AM03651-SS	uAuAuscsaGfcCfcCfuUfAfUfuGfuUfaUfaCfga (NAG13)	1098	310
AM03670-SS	uAuAuscsagcccuUfAfUfuguuauacga (NAG13)	1099	352
AM03683-SS	uAuAuscsaGfcCfcCfuUfAfUfuGfuUfaUfaCfga	1100	310
AM03741-SS	csccscUfUfAfuuguuauaca (NAG13)	1101	334
AM03742-SS	csccscUfUfAfuuguuauaCMAM (NAG13)	1102	334
AM03743-SS	CMsCMccUfUfAfuuguuauaCMAM (NAG13)	1103	334
AM03746-SS	csccscUfAfUfuguuauacga (NAG13)	1104	335

TABLE 2A-continued

LPA RNAi agent sense strands having modified nucleotides.			
Sense Strand ID	SS Sequence 5'-3'	SEQ ID NO.	SEQ ID NO.
AM03747-SS	cscscuUfAfUfuguuauacGMAM (NAG13)	1105	335
AM03748-SS	CMsCMscuUfAfUfuguuauacGMAM (NAG13)	1106	335
AM03751-SS	asuscgAfGfGfcucauucu (NAG13)	1107	347
AM03752-SS	asuscgAfGfGfcucauucuCMAM (NAG13)	1108	347
AM03753-SS	AMsTMscgAfGfGfcucauucuCMAM (NAG13)	1109	353
AM03757-SS	asascaGfAfAfucagguguca (NAG13)	1110	350
AM03758-SS	asascaGfAfAfucagguguCMAM (NAG13)	1111	350
AM03759-SS	AMsAMscaGfAfAfucagguguCMAM (NAG13)	1112	350
AM03859-SS	(NAG18) uauausasguuauacgAfGfGfcucauucuc (invdA)	1113	308
AM03861-SS	(NAG18) uauauscsaGfcCfcCfuUfAfUfuGfuUfaUfaCfg (invdA)	1114	310
AM03879-SS	(NAG4) uscaGfcCfcCfuUfAfUfuGfuUfaUfaCfgausu (invAb)	1115	354
AM03880-SS	(NAG4) uscaGfcCfcCfuUfAfUfuGfuUfaUfaCfgsa (invAb)	1116	355
AM03881-SS	(NAG24) uscaGfcCfcCfuUfAfUfuGfuUfaUfaCfgausu (invAb)	1117	354
AM03882-SS	(NAG4) usaguauacgAfGfGfcucauucucausu (invAb)	1118	356
AM03928-SS	uAuAuscsagcccCfuUfAfUfuguuauacga (NAG13)	1119	310
AM03931-SS	uAuAusasguuauCfGfGfcucauucuca (NAG13)	1120	308
AM03968-SS	(NAG4) uauauscaGfcCfcCfuUfAfUfuGfuUfaUfaCfgs (invdA)	1121	310
AM03970-SS	(NAG4) (invAb) GfcCfcCfuUfAfUfuGfuUfaUfaCfgausu (invAb)	1122	357
AM04138-SS	(NAG25) uauausasguuauacgAfGfGfcucauucuc (invdA)	1123	308
AM04152-SS	(Alk-PEG5-C6) uauausasguuauacgAfGfGfcucauucuCM (invdA)	1124	308
AM04214-SS	(Alk-SMPT-C6) uauausasguuauacgAfGfGfcucauucuCM (invdA)	1125	308
AM04233-SS	(NAG26) uauausasguuauacgAfGfGfcucauucuCM (invdA)	1126	308
AM04372-SS	(NAG27) uauausasguuauacgAfGfGfcucauucuCM (invdA)	1127	308
AM04381-SS	(NAG25) auauscsagcccuUfAfUfuguuauacga (invdT)	1128	358
AM04382-SS	(NAG25) uauscsagcccuUfAfUfuguuauacgau (invdT)	1129	359
AM04391-SS	(NAG25) auausasguuauacgAfGfGfcucauucuca (invdT)	1130	360
AM04392-SS	(NAG25) uausasguuauacgAfGfGfcucauucucu (invdT)	1131	361
AM04412-SS	(NAG25) uauauscsagcccuUfAfUfuguuauacg (invdA)	1132	310
AM04414-SS	(NAG25) (invAb) gcccuUfAfUfuguuauacgaus (invAb)	1133	357
AM04416-SS	(NAG25) (invAb) uuacgAfGfGfcucauucucausu (invAb)	1134	362
AM04496-SS	(NAG25) (invAb) GfcCfcCfuUfAfUfuGfuUfaUfaCfgausu (invAb)	1135	357
AM04497-SS	(NAG29) uauausasguuauacgAfGfGfcucauucuc (invdA)	1136	308
AM04499-SS	(NAG28) (invAb) GfcCfcCfuUfAfUfuGfuUfaUfaCfgausu (invAb)	1137	357
AM04498-SS	(NAG29) uauauaasuuacgaGfGfcucauucucsa (invAb)	1138	363
AM04500-SS	(NAG30) (invAb) GfcCfcCfuUfAfUfuGfuUfaUfaCfgausu (invAb)	1139	357
AM04502-SS	(NAG25) uauauaasuuacgaGfGfcucauucucsa (invAb)	1140	363

TABLE 2A-continued

LPA RNAi agent sense strands having modified nucleotides.			
Sense Strand ID	SS Sequence 5'-3'	SEQ ID NO.	SEQ ID NO.
AM04535-SS	(NAG25) uauaucasgccccUfAfUfuguauaucg (invdA)	1141	310
AM04536-SS	(NAG25) uauaucasgccccUfAfUfuguauaucg (invdA)	1142	310
AM04537-SS	(NAG25) uauauasgsuauaucgAfGfGfcucauucuc (invdA)	1143	308
AM04538-SS	(NAG25) uauauagsuauaucgAfGfGfcucauucuc (invdA)	1144	308
AM04543-SS	(NAG30) uscaGfcCfcCfuUfAfUfuGfuUfaUfaCfgsa (invAb)	1145	355
AM04578-SS	(NAG25) ggcsagccccUfAfUfuguauaucgAMs (invdT) dT	1146	364
AM04588-SS	(NAG25) ggcsagccccUfAfUfuguauaucgAMsuu (invdT)	1147	365
AM04579-SS	(NAG25) GuNAGcsagccccUfAfUfuguauaucgAMs (invdT) dT	1148	364
AM04580-SS	(NAG25) ggcs (invdA) gccccUfAfUfuguauaucgAMs (invdT) dT	1149	364
AM04581-SS	(NAG25) csagccccUfAfUfuguauaucgAMs (invdT) dTdTdT	1150	366
AM04611-SS	(NAG31) (invAb) GfcCfcCfuUfAfUfuGfuUfaUfaCfgausu (invAb)	1151	357
AM04612-SS	(NAG32) (invAb) GfcCfcCfuUfAfUfuGfuUfaUfaCfgausu (invAb)	1152	357
AM04669-SS	(NAG25) uauauagsusuauaucgAfGfGfcucauucuc (invdA)	1153	308
AM04670-SS	(NAG25) uauauagusuauaucgAfGfGfcucauucuc (invdA)	1154	308
AM04671-SS	(NAG25) gcgausasguuauaucgAfGfGfcucauucuc (invdA)	1155	367
AM04672-SS	(NAG25) ugausasguuauaucgAfGfGfcucauucuc (invdA)	1156	368
AM04673-SS	(NAG25) aucgusasguuauaucgAfGfGfcucauucuc (invdA)	1157	369
AM04674-SS	(NAG25) u (invdA) uausasguuauaucgAfGfGfcucauucuc (invdA)	1158	308
AM04675-SS	(NAG25) uaua (invdA) sasguuauaucgAfGfGfcucauucuc (invdA)	1159	370
AM04676-SS	(NAG25) uauaus (invdA) sguuauaucgAfGfGfcucauucuc (invdA)	1160	308
AM04726-SS	(NAG30) aGfcCfcCfuUfAfUfuGfuUfaUfaCfgsa (invAb)	1161	371
AM04727-SS	(NAG30) aaGfcCfcCfuUfAfUfuGfuUfaUfaCfgsa (invAb)	1162	372
AM04728-SS	(NAG30) sasGfcCfcCfuUfAfUfuGfuUfaUfaCfgas (invAb)	1163	371
AM04729-SS	(NAG30) gscaGfcCfcCfuUfAfUfuGfuUfaUfaCfgsa (invAb)	1164	373
AM04737-SS	(NAG25) uauauagsuauaucgAGfGfcucauucucsa (invAb)	1165	374
AM04741-SS	(NAG30) sgscagfcCfcCfuUfAfUfuGfuUfaUfaCfgsa (invAb)	1166	373
AM04742-SS	(NAG33) (invAb) GfcCfcCfuUfAfUfuGfuUfaUfaCfgausu (invAb)	1167	357
AM04743-SS	(NAG34) (invAb) GfcCfcCfuUfAfUfuGfuUfaUfaCfgausu (invAb)	1168	357
AM04744-SS	(NAG35) (invAb) GfcCfcCfuUfAfUfuGfuUfaUfaCfgausu (invAb)	1169	357
AM04803-SS	(NAG30) acGfcCfcCfuUfAfUfuGfuUfaUfaCfgsa (invAb)	1170	375
AM04804-SS	(NAG30) sasaGfcCfcCfuUfAfUfuGfuUfaUfaCfgas (invAb)	1171	372
AM04807-SS	(NAG30) sascGfcCfcCfuUfAfUfuGfuUfaUfaCfgas (invAb)	1172	375
AM04806-SS	(NAG30) sgscagfcCfcCfuUfAfUfuGfuUfaUfaCfgas (invAb)	1173	373
AM04808-SS	(NAG31) sGfcCfcCfuUfAfUfuGfuUfaUfaCfgausu (invAb)	1174	376
AM04809-SS	(NAG31) saGfcCfcCfuUfAfUfuGfuUfaUfaCfgausu (invAb)	1175	377
AM04810-SS	(NAG31) sasaGfcCfcCfuUfAfUfuGfuUfaUfaCfgas (invAb)	1176	372

TABLE 2A-continued

LPA RNAi agent sense strands having modified nucleotides.			
Sense Strand ID	SS Sequence 5'-3'	SEQ ID NO.	SEQ ID NO.
AM04811-SS	(NAG31) sasaGfcCfcCfuUfAfUfuGfuUfaUfaCfgausu (invAb)	1177	378
AM04812-SS	(NAG31) sasaGfcCfcCfuUfAfUfuGfuUfaUfaCfG (invdA) usu (invAb)	1178	378
AM04813-SS	(NAG31) uauausasguuauGfGfGfcucauucuc (invdA)	1179	308
AM04816-SS	(NAG31) uauscsagcccuUfAfUfuguuuauacgs (invdA)	1180	379
AM04817-SS	(NAG31) uagscsagcccuUfAfUfuguuuauacgs (invdA)	1181	380
AM04835-SS	(NAG31) uaucagcccuUfAfUfuguuuauacgs (invdA)	1182	379
AM04819-SS	(NAG31) sgscagcccuUfAfUfuguuuauacgs (invdA)	1183	381
AM04820-SS	(NAG31) sgscagcccuUfAfUfuguuuauacgsa (invAb)	1184	373
AM04862-SS	(NAG25) auaagasguuauGfGfGfcucauucuc (invdA)	1185	382
AM04863-SS	(NAG25) auaagsasguuauGfGfGfcucauucuc (invdA)	1186	382
AM04864-SS	(NAG25) auaggcsagcccuUfAfUfuguuuauacg (invdA)	1187	383
AM04865-SS	(NAG25) auaggscsagcccuUfAfUfuguuuauacg (invdA)	1188	383
AM04866-SS	(NAG25) scsagcccuUfAfUfuguuuauacgs (invdA)	1189	384
AM04867-SS	(NAG31) scsagcccuUfAfUfuguuuauacgs (invdA)	1190	384
AM04868-SS	(NAG25) sgsccccuUfAfUfuguuuauacgauus (invAb)	1191	376
AM04869-SS	(NAG31) sgsccccuUfAfUfuguuuauacgauus (invAb)	1192	376
AM04870-SS	(NAG25) sGfsccccuUfAfUfuguuuauacgauus (invAb)	1193	376
AM04978-SS	(NAG31) sGfscCfcCfuUfAfUfuGfuUfaUfaCfGgauus (invAb)	1194	376
AM05070-SS	(NAG25) uauauscsagcccc (NOTA-dT) UfAfUfuguuuauacg (invdA)	1195	385
AM05072-SS	(NAG25) (invAb) GfcCfcCf (NOTA-dT) UfAfUfuGfuUfaUfaCfgausu (invAb)	1196	1241
1532-SS02	uAuAusAfsGfUfuAfuCfGfGfGfcucauucuca	1197	308
1532-SS03	uAuAusAfsGfUfuAfuCfGfGfGfcucauUfcuca	1198	308
1532-SS04	uAuAusAfsGfUfuAfuCfGfGfGfcucauucUfca	1199	308
1532-SS05	uAuAusAfsGfUfuAfuCfGfGfGfcucauucucAf	1200	308
1532-SS06	uAuAusAfsGfUfuAfuCfGfGfGfcucauucucAf	1201	308
1532-SS07	uAuAusAfsGfUfuAfuCfGfGfGfcucauucucAf	1202	308
1532-SS08	uAuAusAfsGfUfuAfuCfGfGfGfcucauUfcucAf	1203	308
1532-SS09	uAuAusAfsGfUfuAfuCfGfGfGfcucauucUfcAf	1204	308
1532-SS10	uAuAusAfsGfUfuAfuCfGfGfGfcucauucucAf	1205	308
1532-SS11	uAuAusAfsGfUfuAfuCfGfGfGfcucauucucAf	1206	308
1532-SS12	uAuAusAfsGfUfuAfuCfGfGfGfcucauucucAf	1207	308
1532-SS13	uAuAusAfsGfUfuAfuCfGfGfGfcucauucucAf	1208	308
1532-SS14	uAuAusAfsGfUfuAfuCfGfGfGfcucauUfcucAf	1209	308
1532-SS15	uAuAusAfsGfUfuAfuCfGfGfGfcucauucUfcAf	1210	308
1532-SS16	uAuAusAfsGfUfuAfuCfGfGfGfcucauUfcUfcAf	1211	308
1532-SS17	uAuAusAfsGfUfuauCfGfGfGfcucauUfcUfcAf	1212	308

TABLE 2A-continued

LPA RNAi agent sense strands having modified nucleotides.			
Sense Strand ID	SS Sequence 5'-3'	SEQ ID NO.	SEQ ID NO.
1532-SS18	uAuAusAfsGUFuauCfGaGfGfcucaUfcUfcAf	1213	308
1532-SS19	uAuAusAfsGUFuauCfGagGfcUfcUfcUfcAf	1214	308
1532-SS20	uAuAusAfsGUFuauCfGagGfcUfcUfcUfcAf	1215	308
1532-SS21	uAuAusAfsGUFuauCfGagGfcUfcUfcUfcAf	1216	308
1532-SS22	uAuAusAfsGUuAfUfcGagGfcUfcUfcUfcAf	1217	308
1532-SS23	uAuAusAfsGUuauCfGafGfcUfcUfcUfcAf	1218	308
1532-SS24	uAuAusAfsGUuauCfGaGfGfcUfcUfcUfcAf	1219	308
1533-CfinSS	uAuAuscsaGfaAfaCfaGfAfAfucAGfgUfgUfcAf	1220	309
1533-SS00	uAuAusCfsaGfaAfaCfaGfAfAfucAGfgUfgUfcAf	1221	309
1533-SS01	uAuAusCfsaGfaAfaCfaGfAfAfucAGfguguca	1222	309
1533-SS02	uAuAusCfsaGfaAfaCfaGfAfAfucAGfgugUfca	1223	309
1533-SS03	uAuAusCfsaGfaAfaCfaGfAfAfucAGfgugucAf	1224	309
1533-SS04	uAuAusCfsaGfaAfaCfaGfAfAfucAGfgUfguca	1225	309
1533-SS05	uAuAusCfsaGfaAfaCfaGfaAfucAGfgugucAf	1226	309
1533-SS06	uAuAusCfsaGfaAfaCfaGfaAfucAGfgugUfcAf	1227	309
1533-SS07	uAuAusCfsaGfaAfaCfaGfaAfucAGfgUfgucAf	1228	309
1533-SS08	uAuAusCfsaGfaAfaCfagAfAfucAGfgugUfcAf	1229	309
1533-SS09	uAuAusCfsaGfaAfaCfagaAfucAGfgUfgUfcAf	1230	309
1533-SS10	uAuAusCfsaGfaAfaCfagaAfucAGfgugUfcAf	1231	309
1533-SS11	uAuAusCfsaGfaaaCfagAfAfucAGfgUfgUfcAf	1232	309
1533-SS20			
1533-SS12	uAuAusCfsaGfaaaCfaGfaAfucAGfgUfgUfcAf	1233	309
1533-SS13	uAuAusCfsaGfaAfaCfagaAfucAGfgUfgUfcAf	1234	309
1533-SS14	uAuAusCfsaGfaaaCfagaAfucAGfgUfgUfcAf	1235	309
1533-SS15	uAuAusCfsagaAfaCfagaAfucAGfgUfgUfcAf	1236	309
1533-SS16	uAuAusCfsagaaaCfagAfAfucAGfgUfgUfcAf	1237	309
1533-SS17	uAuAusCfsagaaaCfaGfaAfucAGfgUfgUfcAf	1238	309
1533-SS18	uAuAusCfsagaaaCfaGfAfAfucAGfgUfgUfcAf	1239	309
1533-SS19	uAuAusCfsagaAfaCfagAfAfucAGfgUfgUfcAf	1240	309
AM05341-SS	(NAG37) (invAb) GfcCfcCfuUfAfUfuGfuUfaUfaCfgausu (invAb)	1256	357
AM05342-SS	(NAG37) scsagcccuUfAfUfuguauuacgs (invdA)	1257	381
AM05489-SS	(NAG25) uauausasguuacgAfGfGfcucauucucas (invAb)	1269	308
AM05491-SS	(NAG25) (invAb) uauacgAfGfGfcucauucucas (invAb)	1270	1258
AM05494-SS	(NAG25) (invAb) GfcCfcCfuUfAfUfuGfuUfaUfaCfgas (invAb)	1271	1259
AM05499-SS	(NAG25) (invAb) gcccuUfAfUfuguauuacgausu (invAb)	1272	357
AM05500-SS	(NAG25) uauauscsagcccuUfAfUfuguauuacgas (invAb)	1273	310
AM05501-SS	(NAG25) (invAb) gcccuUfAfUfuguauuacgas (invAb)	1274	1259



TABLE 2A-continued

LPA RNAi agent sense strands having modified nucleotides.			
Sense Strand ID	SS Sequence 5'-3'	SEQ ID NO.	SEQ ID NO.
AM05502-SS	(NAG25) sasagcccccUfAfUfuguuuuacgs (invdA)	1275	1261
AM05503-SS	(NAG25) scsagcccccUfAfUfuguuuuacgas (invAb)	1276	1260
AM05504-SS	(NAG25) sgscccccUfAfUfuguuuuacgas (invAb)	1277	371
AM05505-SS	(NAG25) sgscccccUfAfUfuguuuuacgs (invdA)	1278	371
AM05506-SS	(NAG25) sasagcccccUfAfUfuguuuuacgas (invAb)	1279	1261

[0073] A sense strand containing a sequence listed in Table 2B can be hybridized to any antisense strand containing a sequence listed in Table 2A provided the two sequences have a region of at least 90% complementarity over a contiguous 16, 17, 18, 19, 20, or 21 nucleotide sequence. Representative LPA RNAi agents are represented by the Duplex ID Nos. shown in Tables 3A and 3B.

[0074] In some embodiments an LPA RNAi agent comprises of any of the Duplex ID Nos. presented herein. In some embodiments an LPA RNAi agent consists of any of the Duplex ID Nos. presented herein. In some embodiments, an LPA RNAi agent comprises the sense strand and antisense strand nucleotide sequences of any of the Duplex ID Nos. presented herein. In some embodiments, an LPA RNAi

agent comprises the sense strand and antisense strand nucleotide sequences of any of the Duplex ID Nos. presented herein and a targeting group and/or linking group wherein the targeting group and/or linking group is covalently linked (i.e. conjugated) to the sense strand or the antisense strand. In some embodiments, an LPA RNAi agent comprises the sense strand and antisense strand modified nucleotide sequences of any of the Duplex ID Nos. presented herein. In some embodiments, an LPA RNAi agent comprises the sense strand and antisense strand modified nucleotide sequences of any of the Duplex ID Nos. presented herein and a targeting group and/or linking group wherein the targeting group and/or linking group is covalently linked to the sense strand or the antisense strand.

TABLE 3A

LPA RNAi agent duplexes with Duplex ID numbers.								
Duplex ID	Antisense Strand ID	Sense Strand ID	Duplex ID	Antisense Strand ID	Sense Strand ID	Duplex ID	Antisense Strand ID	Sense Strand ID
AD00571	AM01240-AS	AM01173-SS	AD02120	AM03257-AS	AM03229-SS	AD02500	AM03107-AS	AM03295-SS
AD00572	AM01241-AS	AM01174-SS	AD02121	AM03257-AS	AM03230-SS	AD02501	AM03279-AS	AM03295-SS
AD00573	AM01242-AS	AM01175-SS	AD02122	AM03257-AS	AM03231-SS	AD02502	AM03280-AS	AM03295-SS
AD00574	AM01243-AS	AM01176-SS	AD02123	AM03257-AS	AM03232-SS	AD02503	AM03281-AS	AM03295-SS
AD00575	AM01244-AS	AM01177-SS	AD02124	AM03257-AS	AM03233-SS	AD02504	AM03282-AS	AM03295-SS
AD00576	AM01245-AS	AM01178-SS	AD02125	AM03257-AS	AM03234-SS	AD02505	AM03283-AS	AM03295-SS
AD00577	AM01246-AS	AM01179-SS	AD02126	AM03257-AS	AM03235-SS	AD02506	AM03284-AS	AM03295-SS
AD00578	AM01247-AS	AM01180-SS	AD02127	AM03257-AS	AM03236-SS	AD02507	AM03300-AS	AM03295-SS
AD00579	AM01248-AS	AM01181-SS	AD02128	AM03257-AS	AM03237-SS	AD02508	AM03301-AS	AM03295-SS
AD00580	AM01249-AS	AM01182-SS	AD02129	AM03258-AS	AM03220-SS	AD02509	AM03107-AS	AM03296-SS
AD00581	AM01250-AS	AM01183-SS	AD02130	AM03258-AS	AM03221-SS	AD02510	AM03279-AS	AM03296-SS
AD00582	AM01251-AS	AM01184-SS	AD02131	AM03258-AS	AM03222-SS	AD02511	AM03280-AS	AM03296-SS
AD00583	AM01252-AS	AM01185-SS	AD02132	AM03258-AS	AM03223-SS	AD02512	AM03281-AS	AM03296-SS
AD00584	AM01253-AS	AM01186-SS	AD02133	AM03258-AS	AM03224-SS	AD02513	AM03282-AS	AM03296-SS
AD00585	AM01254-AS	AM01187-SS	AD02134	AM03258-AS	AM03225-SS	AD02514	AM03283-AS	AM03296-SS
AD00586	AM01255-AS	AM01188-SS	AD02135	AM03258-AS	AM03226-SS	AD02515	AM03284-AS	AM03296-SS
AD00587	AM01256-AS	AM01189-SS	AD02136	AM03258-AS	AM03227-SS	AD02516	AM03300-AS	AM03296-SS
AD00588	AM01257-AS	AM01190-SS	AD02137	AM03258-AS	AM03228-SS	AD02517	AM03301-AS	AM03296-SS
AD00589	AM01258-AS	AM01191-SS	AD02138	AM03258-AS	AM03229-SS	AD02518	AM03107-AS	AM03297-SS
AD00590	AM01259-AS	AM01192-SS	AD02139	AM03258-AS	AM03230-SS	AD02519	AM03279-AS	AM03297-SS
AD00591	AM01260-AS	AM01193-SS	AD02140	AM03258-AS	AM03231-SS	AD02520	AM03280-AS	AM03297-SS
AD00592	AM01261-AS	AM01194-SS	AD02141	AM03258-AS	AM03232-SS	AD02521	AM03281-AS	AM03297-SS
AD00593	AM01262-AS	AM01195-SS	AD02142	AM03258-AS	AM03233-SS	AD02522	AM03282-AS	AM03297-SS
AD00594	AM01263-AS	AM01196-SS	AD02143	AM03258-AS	AM03234-SS	AD02523	AM03283-AS	AM03297-SS
AD00595	AM01264-AS	AM01197-SS	AD02144	AM03258-AS	AM03235-SS	AD02524	AM03284-AS	AM03297-SS
AD00596	AM01265-AS	AM01198-SS	AD02145	AM03258-AS	AM03236-SS	AD02525	AM03300-AS	AM03297-SS
AD00597	AM01266-AS	AM01199-SS	AD02146	AM03258-AS	AM03237-SS	AD02526	AM03301-AS	AM03297-SS
AD00598	AM01267-AS	AM01200-SS	AD02147	AM03259-AS	AM03220-SS	AD02527	AM03107-AS	AM03298-SS
AD00599	AM01268-AS	AM01201-SS	AD02148	AM03259-AS	AM03221-SS	AD02528	AM03279-AS	AM03298-SS
AD00600	AM01269-AS	AM01202-SS	AD02149	AM03259-AS	AM03222-SS	AD02529	AM03280-AS	AM03298-SS
AD00601	AM01270-AS	AM01203-SS	AD02150	AM03259-AS	AM03223-SS	AD02530	AM03281-AS	AM03298-SS
AD00602	AM01271-AS	AM01204-SS	AD02151	AM03259-AS	AM03224-SS	AD02531	AM03282-AS	AM03298-SS
AD00603	AM01272-AS	AM01205-SS	AD02152	AM03259-AS	AM03225-SS	AD02532	AM03283-AS	AM03298-SS

TABLE 3A-continued

LPA RNAi agent duplexes with Duplex ID numbers.								
Duplex ID	Antisense Strand ID	Sense Strand ID	Duplex ID	Antisense Strand ID	Sense Strand ID	Duplex ID	Antisense Strand ID	Sense Strand ID
AD00604	AM01273-AS	AM01206-SS	AD02153	AM03259-AS	AM03226-SS	AD02533	AM03284-AS	AM03298-SS
AD00605	AM01274-AS	AM01207-SS	AD02154	AM03259-AS	AM03227-SS	AD02534	AM03300-AS	AM03298-SS
AD00606	AM01275-AS	AM01208-SS	AD02155	AM03259-AS	AM03228-SS	AD02535	AM03301-AS	AM03298-SS
AD00607	AM01276-AS	AM01209-SS	AD02156	AM03259-AS	AM03229-SS	AD02536	AM03107-AS	AM03299-SS
AD00608	AM01277-AS	AM01210-SS	AD02157	AM03259-AS	AM03230-SS	AD02537	AM03279-AS	AM03299-SS
AD00609	AM01278-AS	AM01211-SS	AD02158	AM03259-AS	AM03231-SS	AD02538	AM03280-AS	AM03299-SS
AD00610	AM01279-AS	AM01212-SS	AD02159	AM03259-AS	AM03232-SS	AD02539	AM03281-AS	AM03299-SS
AD00611	AM01280-AS	AM01213-SS	AD02160	AM03259-AS	AM03233-SS	AD02540	AM03282-AS	AM03299-SS
AD00612	AM01281-AS	AM01214-SS	AD02161	AM03259-AS	AM03234-SS	AD02541	AM03283-AS	AM03299-SS
AD00613	AM01282-AS	AM01215-SS	AD02162	AM03259-AS	AM03235-SS	AD02542	AM03284-AS	AM03299-SS
AD00614	AM01283-AS	AM01216-SS	AD02163	AM03259-AS	AM03236-SS	AD02543	AM03300-AS	AM03299-SS
AD00615	AM01284-AS	AM01217-SS	AD02164	AM03259-AS	AM03237-SS	AD02544	AM03301-AS	AM03299-SS
AD00616	AM01285-AS	AM01218-SS	AD02165	AM03260-AS	AM03220-SS	AD02545	AM03301-AS	AM03277-SS
AD00617	AM01286-AS	AM01219-SS	AD02166	AM03260-AS	AM03221-SS	AD02546	AM03107-AS	AM03275-SS
AD00618	AM01287-AS	AM01220-SS	AD02167	AM03260-AS	AM03222-SS	AD02547	AM03107-AS	AM03276-SS
AD00619	AM01288-AS	AM01221-SS	AD02168	AM03260-AS	AM03223-SS	AD02548	AM03107-AS	AM03277-SS
AD00620	AM01289-AS	AM01222-SS	AD02169	AM03260-AS	AM03224-SS	AD02549	AM03107-AS	AM03278-SS
AD00621	AM01290-AS	AM01223-SS	AD02170	AM03260-AS	AM03225-SS	AD02550	AM03107-AS	AM03287-SS
AD00622	AM01291-AS	AM01224-SS	AD02171	AM03260-AS	AM03226-SS	AD02551	AM03107-AS	AM03288-SS
AD00623	AM01292-AS	AM01225-SS	AD02172	AM03260-AS	AM03227-SS	AD02552	AM03107-AS	AM03289-SS
AD00624	AM01293-AS	AM01226-SS	AD02173	AM03260-AS	AM03228-SS	AD02553	AM03107-AS	AM03290-SS
AD00625	AM01294-AS	AM01227-SS	AD02174	AM03260-AS	AM03229-SS	AD02554	AM03279-AS	AM02537-SS
AD00626	AM01295-AS	AM01228-SS	AD02175	AM03260-AS	AM03230-SS	AD02555	AM03280-AS	AM02537-SS
AD00627	AM01296-AS	AM01229-SS	AD02176	AM03260-AS	AM03231-SS	AD02556	AM03281-AS	AM02537-SS
AD00628	AM01297-AS	AM01230-SS	AD02177	AM03260-AS	AM03232-SS	AD02557	AM03282-AS	AM02537-SS
AD00629	AM01298-AS	AM01231-SS	AD02178	AM03260-AS	AM03233-SS	AD02558	AM03283-AS	AM02537-SS
AD00630	AM01299-AS	AM01232-SS	AD02179	AM03260-AS	AM03234-SS	AD02559	AM03284-AS	AM02537-SS
AD00631	AM01300-AS	AM01233-SS	AD02180	AM03260-AS	AM03235-SS	AD02560	AM03300-AS	AM02537-SS
AD00632	AM01301-AS	AM01234-SS	AD02181	AM03260-AS	AM03236-SS	AD02561	AM03301-AS	AM02537-SS
AD00633	AM01302-AS	AM01235-SS	AD02182	AM03260-AS	AM03237-SS	AD02609	AM03375-AS	AM03277-SS
AD00634	AM01303-AS	AM01236-SS	AD02183	AM03261-AS	AM03220-SS	AD02610	AM03376-AS	AM03277-SS
AD00635	AM01304-AS	AM01237-SS	AD02184	AM03261-AS	AM03221-SS	AD02611	AM03375-AS	AM03278-SS
AD00636	AM01305-AS	AM01238-SS	AD02185	AM03261-AS	AM03222-SS	AD02612	AM03376-AS	AM03278-SS
AD00637	AM01306-AS	AM01239-SS	AD02186	AM03261-AS	AM03223-SS	AD02613	AM03375-AS	AM03289-SS
AD01068	AM01796-AS	AM01795-SS	AD02187	AM03261-AS	AM03224-SS	AD02614	AM03376-AS	AM03289-SS
AD01069	AM01798-AS	AM01797-SS	AD02188	AM03261-AS	AM03225-SS	AD02615	AM03377-AS	AM02941-SS
AD01070	AM01800-AS	AM01799-SS	AD02189	AM03261-AS	AM03226-SS	AD02616	AM03259-AS	AM02941-SS
AD01071	AM01802-AS	AM01801-SS	AD02190	AM03261-AS	AM03227-SS	AD02617	AM03377-AS	AM02942-SS
AD01072	AM01804-AS	AM01803-SS	AD02191	AM03261-AS	AM03228-SS	AD02618	AM03259-AS	AM02942-SS
AD01073	AM01806-AS	AM01805-SS	AD02192	AM03261-AS	AM03229-SS	AD02619	AM03377-AS	AM03243-SS
AD01074	AM01808-AS	AM01807-SS	AD02193	AM03261-AS	AM03230-SS	AD02620	AM03259-AS	AM03243-SS
AD01075	AM01810-AS	AM01809-SS	AD02194	AM03261-AS	AM03231-SS	AD02662	AM02860-AS	AM03424-SS
AD01076	AM01812-AS	AM01811-SS	AD02195	AM03261-AS	AM03232-SS	AD02663	AM02860-AS	AM03425-SS
AD01077	AM01814-AS	AM01813-SS	AD02196	AM03261-AS	AM03233-SS	AD02664	AM03427-AS	AM03426-SS
AD01078	AM01816-AS	AM01815-SS	AD02197	AM03261-AS	AM03234-SS	AD02682	AM02775-AS	AM03457-SS
AD01079	AM01818-AS	AM01817-SS	AD02198	AM03261-AS	AM03235-SS	AD02683	AM02776-AS	AM03458-SS
AD01184	AM02003-AS	AM02006-SS	AD02199	AM03261-AS	AM03236-SS	AD02684	AM02783-AS	AM03459-SS
AD01185	AM02004-AS	AM02006-SS	AD02200	AM03261-AS	AM03237-SS	AD02685	AM02785-AS	AM03460-SS
AD01186	AM02005-AS	AM02006-SS	AD02201	AM03262-AS	AM03220-SS	AD02686	AM02788-AS	AM03461-SS
AD01187	AM02007-AS	AM02010-SS	AD02202	AM03262-AS	AM03221-SS	AD02687	AM02791-AS	AM03462-SS
AD01188	AM02008-AS	AM02010-SS	AD02203	AM03262-AS	AM03222-SS	AD02696	AM02860-AS	AM03243-SS
AD01189	AM02009-AS	AM02010-SS	AD02204	AM03262-AS	AM03223-SS	AD02697	AM03107-AS	AM03277-SS
AD01190	AM02011-AS	AM02014-SS	AD02205	AM03262-AS	AM03224-SS	AD02698	AM03107-AS	AM03278-SS
AD01191	AM02012-AS	AM02014-SS	AD02206	AM03262-AS	AM03225-SS	AD02699	AM03107-AS	AM03289-SS
AD01192	AM02013-AS	AM02014-SS	AD02207	AM03262-AS	AM03226-SS	AD02710	AM03486-AS	AM03489-SS
AD01193	AM02015-AS	AM02018-SS	AD02208	AM03262-AS	AM03227-SS	AD02711	AM03487-AS	AM03489-SS
AD01194	AM02016-AS	AM02018-SS	AD02209	AM03262-AS	AM03228-SS	AD02712	AM03488-AS	AM03489-SS
AD01195	AM02017-AS	AM02018-SS	AD02210	AM03262-AS	AM03229-SS	AD02713	AM02860-AS	AM03489-SS
AD01196	AM02019-AS	AM02018-SS	AD02211	AM03262-AS	AM03230-SS	AD02714	AM03490-AS	AM03492-SS
AD01197	AM02020-AS	AM02022-SS	AD02212	AM03262-AS	AM03231-SS	AD02715	AM03491-AS	AM03492-SS
AD01198	AM02021-AS	AM02022-SS	AD02213	AM03262-AS	AM03232-SS	AD02716	AM02531-AS	AM03492-SS
AD01199	AM02023-AS	AM02026-SS	AD02214	AM03262-AS	AM03233-SS	AD02717	AM03107-AS	AM03492-SS
AD01200	AM02024-AS	AM02026-SS	AD02215	AM03262-AS	AM03234-SS	AD02745	AM03107-AS	AM03544-SS
AD01201	AM02025-AS	AM02026-SS	AD02216	AM03262-AS	AM03235-SS	AD02746	AM03283-AS	AM03544-SS
AD01202	AM02027-AS	AM02030-SS	AD02217	AM03262-AS	AM03236-SS	AD02747	AM03300-AS	AM03544-SS
AD01203	AM02028-AS	AM02030-SS	AD02218	AM03262-AS	AM03237-SS	AD02748	AM03107-AS	AM03545-SS
AD01204	AM02029-AS	AM02030-SS	AD02219	AM03263-AS	AM03220-SS	AD02749	AM03283-AS	AM03545-SS
AD01205	AM02031-AS	AM02034-SS	AD02220	AM03263-AS	AM03221-SS	AD02750	AM03300-AS	AM03545-SS
AD01206	AM02032-AS	AM02034-SS	AD02221	AM03263-AS	AM03222-SS	AD02751	AM03107-AS	AM03546-SS
AD01207	AM02033-AS	AM02034-SS	AD02222	AM03263-AS	AM03223-SS	AD02752	AM03283-AS	AM03546-SS
AD01208	AM02035-AS	AM02038-SS	AD02223	AM03263-AS	AM03224-SS	AD02753	AM03300-AS	AM03546-SS
AD01209	AM02036-AS	AM02038-SS	AD02224	AM03263-AS	AM03225-SS	AD02754	AM02534-AS	AM03547-SS

TABLE 3A-continued

LPA RNAi agent duplexes with Duplex ID numbers.

Duplex ID	Antisense Strand ID	Sense Strand ID	Duplex ID	Antisense Strand ID	Sense Strand ID	Duplex ID	Antisense Strand ID	Sense Strand ID
AD01210	AM02037-AS	AM02038-SS	AD02225	AM03263-AS	AM03226-SS	AD02755	AM02857-AS	AM03547-SS
AD01211	AM02039-AS	AM02042-SS	AD02226	AM03263-AS	AM03227-SS	AD02819	AM03377-AS	AM03650-SS
AD01212	AM02040-AS	AM02042-SS	AD02227	AM03263-AS	AM03228-SS	AD02820	AM03259-AS	AM03650-SS
AD01213	AM02041-AS	AM02042-SS	AD02228	AM03263-AS	AM03229-SS	AD02821	AM03129-AS	AM03651-SS
AD01328	AM02240-AS	AM02211-SS	AD02229	AM03263-AS	AM03230-SS	AD02825	AM03655-AS	AM03650-SS
AD01329	AM02241-AS	AM02212-SS	AD02230	AM03263-AS	AM03231-SS	AD02826	AM03656-AS	AM03650-SS
AD01330	AM02242-AS	AM02213-SS	AD02231	AM03263-AS	AM03232-SS	AD02827	AM03657-AS	AM03650-SS
AD01331	AM02243-AS	AM02214-SS	AD02232	AM03263-AS	AM03233-SS	AD02828	AM03658-AS	AM03650-SS
AD01332	AM02244-AS	AM02215-SS	AD02233	AM03263-AS	AM03234-SS	AD02829	AM03659-AS	AM03650-SS
AD01333	AM02245-AS	AM02216-SS	AD02234	AM03263-AS	AM03235-SS	AD02830	AM03660-AS	AM03650-SS
AD01334	AM02246-AS	AM02217-SS	AD02235	AM03263-AS	AM03236-SS	AD02831	AM03661-AS	AM03650-SS
AD01335	AM02247-AS	AM02218-SS	AD02236	AM03263-AS	AM03237-SS	AD02832	AM03269-AS	AM03650-SS
AD01336	AM02248-AS	AM02219-SS	AD02237	AM03264-AS	AM03220-SS	AD02841	AM03671-AS	AM03670-SS
AD01337	AM02249-AS	AM02220-SS	AD02238	AM03264-AS	AM03221-SS	AD02842	AM03672-AS	AM03546-SS
AD01338	AM02250-AS	AM02221-SS	AD02239	AM03264-AS	AM03222-SS	AD02843	AM03673-AS	AM03546-SS
AD01339	AM02251-AS	AM02222-SS	AD02240	AM03264-AS	AM03223-SS	AD02844	AM03674-AS	AM03546-SS
AD01340	AM02252-AS	AM02223-SS	AD02241	AM03264-AS	AM03224-SS	AD02845	AM03675-AS	AM03546-SS
AD01341	AM02253-AS	AM02224-SS	AD02242	AM03264-AS	AM03225-SS	AD02846	AM03676-AS	AM03546-SS
AD01342	AM02254-AS	AM02225-SS	AD02243	AM03264-AS	AM03226-SS	AD02847	AM03677-AS	AM03546-SS
AD01343	AM02255-AS	AM02226-SS	AD02244	AM03264-AS	AM03227-SS	AD02848	AM03678-AS	AM03650-SS
AD01344	AM02256-AS	AM02227-SS	AD02245	AM03264-AS	AM03228-SS	AD02849	AM03679-AS	AM03650-SS
AD01345	AM02257-AS	AM02228-SS	AD02246	AM03264-AS	AM03229-SS	AD02850	AM03680-AS	AM03650-SS
AD01346	AM02258-AS	AM02229-SS	AD02247	AM03264-AS	AM03230-SS	AD02851	AM03681-AS	AM03650-SS
AD01347	AM02259-AS	AM02230-SS	AD02248	AM03264-AS	AM03231-SS	AD02852	AM03682-AS	AM03650-SS
AD01348	AM02260-AS	AM02231-SS	AD02249	AM03264-AS	AM03232-SS	AD02853	AM02860-AS	AM03237-SS
AD01349	AM02261-AS	AM02232-SS	AD02250	AM03264-AS	AM03233-SS	AD02854	AM03377-AS	AM03225-SS
AD01350	AM02262-AS	AM02233-SS	AD02251	AM03264-AS	AM03234-SS	AD02855	AM03129-AS	AM03683-SS
AD01351	AM02263-AS	AM02234-SS	AD02252	AM03264-AS	AM03235-SS	AD02907	AM02775-AS	AM03741-SS
AD01352	AM02264-AS	AM02235-SS	AD02253	AM03264-AS	AM03236-SS	AD02908	AM02775-AS	AM03742-SS
AD01353	AM02265-AS	AM02236-SS	AD02254	AM03264-AS	AM03237-SS	AD02909	AM02775-AS	AM03743-SS
AD01354	AM02266-AS	AM02237-SS	AD02255	AM03265-AS	AM03220-SS	AD02910	AM03744-AS	AM03457-SS
AD01355	AM02267-AS	AM02238-SS	AD02256	AM03265-AS	AM03221-SS	AD02911	AM03745-AS	AM03457-SS
AD01356	AM02268-AS	AM02239-SS	AD02257	AM03265-AS	AM03222-SS	AD02912	AM03745-AS	AM03742-SS
AD01462	AM02404-AS	AM02441-SS	AD02258	AM03265-AS	AM03223-SS	AD02913	AM02776-AS	AM03746-SS
AD01463	AM02406-AS	AM02442-SS	AD02259	AM03265-AS	AM03224-SS	AD02914	AM02776-AS	AM03747-SS
AD01464	AM02408-AS	AM02443-SS	AD02260	AM03265-AS	AM03225-SS	AD02915	AM02776-AS	AM03748-SS
AD01465	AM02410-AS	AM02444-SS	AD02261	AM03265-AS	AM03226-SS	AD02916	AM03749-AS	AM03458-SS
AD01466	AM02412-AS	AM02445-SS	AD02262	AM03265-AS	AM03227-SS	AD02917	AM03750-AS	AM03458-SS
AD01467	AM02414-AS	AM02446-SS	AD02263	AM03265-AS	AM03228-SS	AD02918	AM03750-AS	AM03747-SS
AD01468	AM02416-AS	AM02447-SS	AD02264	AM03265-AS	AM03229-SS	AD02919	AM02788-AS	AM03751-SS
AD01469	AM02418-AS	AM02448-SS	AD02265	AM03265-AS	AM03230-SS	AD02920	AM02788-AS	AM03752-SS
AD01529	AM02531-AS	AM02537-SS	AD02266	AM03265-AS	AM03231-SS	AD02921	AM02788-AS	AM03753-SS
AD01530	AM02532-AS	AM02538-SS	AD02267	AM03265-AS	AM03232-SS	AD02922	AM03754-AS	AM03461-SS
AD01531	AM02533-AS	AM02539-SS	AD02268	AM03265-AS	AM03233-SS	AD02923	AM03755-AS	AM03461-SS
AD01532	AM02534-AS	AM02540-SS	AD02269	AM03265-AS	AM03234-SS	AD02924	AM03756-AS	AM03461-SS
AD01533	AM02535-AS	AM02541-SS	AD02270	AM03265-AS	AM03235-SS	AD02925	AM03756-AS	AM03752-SS
AD01534	AM02536-AS	AM02542-SS	AD02271	AM03265-AS	AM03236-SS	AD02926	AM02791-AS	AM03757-SS
AD01708	AM02755-AS	AM02793-SS	AD02272	AM03265-AS	AM03237-SS	AD02927	AM02791-AS	AM03758-SS
AD01709	AM02756-AS	AM02794-SS	AD02273	AM03266-AS	AM03220-SS	AD02928	AM02791-AS	AM03759-SS
AD01710	AM02757-AS	AM02795-SS	AD02274	AM03266-AS	AM03221-SS	AD02929	AM03760-AS	AM03462-SS
AD01711	AM02758-AS	AM02796-SS	AD02275	AM03266-AS	AM03222-SS	AD02930	AM03761-AS	AM03462-SS
AD01712	AM02759-AS	AM02797-SS	AD02276	AM03266-AS	AM03223-SS	AD02931	AM03762-AS	AM03462-SS
AD01713	AM02760-AS	AM02798-SS	AD02277	AM03266-AS	AM03224-SS	AD02932	AM03762-AS	AM03758-SS
AD01714	AM02761-AS	AM02799-SS	AD02278	AM03266-AS	AM03225-SS	AD03049	AM03856-AS	AM03650-SS
AD01715	AM02762-AS	AM02800-SS	AD02279	AM03266-AS	AM03226-SS	AD03050	AM03857-AS	AM03651-SS
AD01716	AM02763-AS	AM02801-SS	AD02280	AM03266-AS	AM03227-SS	AD03051	AM03377-AS	AM03859-SS
AD01717	AM02764-AS	AM02802-SS	AD02281	AM03266-AS	AM03228-SS	AD03052	AM03129-AS	AM03861-SS
AD01718	AM02765-AS	AM02803-SS	AD02282	AM03266-AS	AM03229-SS	AD03053	AM03862-AS	AM03650-SS
AD01719	AM02766-AS	AM02804-SS	AD02283	AM03266-AS	AM03230-SS	AD03054	AM03259-AS	AM03859-SS
AD01720	AM02767-AS	AM02805-SS	AD02284	AM03266-AS	AM03231-SS	AD03058	AM03866-AS	AM03546-SS
AD01721	AM02768-AS	AM02806-SS	AD02285	AM03266-AS	AM03232-SS	AD03059	AM03867-AS	AM03546-SS
AD01722	AM02769-AS	AM02807-SS	AD02286	AM03266-AS	AM03233-SS	AD03060	AM03868-AS	AM03546-SS
AD01723	AM02770-AS	AM02808-SS	AD02287	AM03266-AS	AM03234-SS	AD03061	AM03869-AS	AM03546-SS
AD01724	AM02771-AS	AM02809-SS	AD02288	AM03266-AS	AM03235-SS	AD03062	AM03870-AS	AM03546-SS
AD01725	AM02772-AS	AM02810-SS	AD02289	AM03266-AS	AM03236-SS	AD03063	AM03871-AS	AM03546-SS
AD01726	AM02773-AS	AM02811-SS	AD02290	AM03266-AS	AM03237-SS	AD03064	AM03872-AS	AM03546-SS
AD01727	AM02774-AS	AM02793-SS	AD02291	AM03267-AS	AM03220-SS	AD03065	AM03873-AS	AM03546-SS
AD01728	AM02775-AS	AM02794-SS	AD02292	AM03267-AS	AM03221-SS	AD03066	AM03874-AS	AM03546-SS
AD01729	AM02776-AS	AM02795-SS	AD02293	AM03267-AS	AM03222-SS	AD03067	AM03875-AS	AM03546-SS
AD01730	AM02777-AS	AM02796-SS	AD02294	AM03267-AS	AM03223-SS	AD03068	AM03876-AS	AM03546-SS
AD01731	AM02778-AS	AM02797-SS	AD02295	AM03267-AS	AM03224-SS	AD03069	AM03877-AS	AM03546-SS
AD01732	AM02779-AS	AM02798-SS	AD02296	AM03267-AS	AM03225-SS	AD03070	AM03878-AS	AM03546-SS

TABLE 3A-continued

LPA RNAi agent duplexes with Duplex ID numbers.

Duplex ID	Antisense Strand ID	Sense Strand ID	Duplex ID	Antisense Strand ID	Sense Strand ID	Duplex ID	Antisense Strand ID	Sense Strand ID
AD01733	AM02780-AS	AM02799-SS	AD02297	AM03267-AS	AM03226-SS	AD03071	AM03883-AS	AM03879-SS
AD01734	AM02781-AS	AM02800-SS	AD02298	AM03267-AS	AM03227-SS	AD03072	AM03884-AS	AM03880-SS
AD01735	AM02782-AS	AM02801-SS	AD02299	AM03267-AS	AM03228-SS	AD03073	AM03883-AS	AM03881-SS
AD01736	AM02783-AS	AM02802-SS	AD02300	AM03267-AS	AM03229-SS	AD03074	AM03885-AS	AM03882-SS
AD01737	AM02784-AS	AM02803-SS	AD02301	AM03267-AS	AM03230-SS	AD03075	AM03129-AS	AM03546-SS
AD01738	AM02785-AS	AM02804-SS	AD02302	AM03267-AS	AM03231-SS	AD03114	AM03929-AS	AM03651-SS
AD01739	AM02786-AS	AM02805-SS	AD02303	AM03267-AS	AM03232-SS	AD03115	AM03930-AS	AM03651-SS
AD01740	AM02787-AS	AM02806-SS	AD02304	AM03267-AS	AM03233-SS	AD03116	AM03129-AS	AM03928-SS
AD01741	AM02788-AS	AM02807-SS	AD02305	AM03267-AS	AM03234-SS	AD03117	AM03929-AS	AM03928-SS
AD01742	AM02789-AS	AM02808-SS	AD02306	AM03267-AS	AM03235-SS	AD03118	AM03930-AS	AM03928-SS
AD01743	AM02790-AS	AM02809-SS	AD02307	AM03267-AS	AM03236-SS	AD03119	AM03932-AS	AM03650-SS
AD01744	AM02791-AS	AM02810-SS	AD02308	AM03267-AS	AM03237-SS	AD03120	AM03933-AS	AM03650-SS
AD01745	AM02792-AS	AM02811-SS	AD02309	AM03268-AS	AM03220-SS	AD03121	AM03377-AS	AM03931-SS
AD01746	AM02794-AS	AM02812-SS	AD02310	AM03268-AS	AM03221-SS	AD03122	AM03932-AS	AM03931-SS
AD01747	AM02775-AS	AM02813-SS	AD02311	AM03268-AS	AM03222-SS	AD03123	AM03933-AS	AM03931-SS
AD01748	AM02776-AS	AM02814-SS	AD02312	AM03268-AS	AM03223-SS	AD03156	AM03969-AS	AM03968-SS
AD01749	AM02777-AS	AM02815-SS	AD02313	AM03268-AS	AM03224-SS	AD03157	AM03971-AS	AM03970-SS
AD01750	AM02778-AS	AM02816-SS	AD02314	AM03268-AS	AM03225-SS	AD03158	AM03972-AS	AM03970-SS
AD01751	AM02779-AS	AM02817-SS	AD02315	AM03268-AS	AM03226-SS	AD03159	AM03973-AS	AM03970-SS
AD01752	AM02780-AS	AM02818-SS	AD02316	AM03268-AS	AM03227-SS	AD03170	AM03823-AS	AM03651-SS
AD01753	AM02781-AS	AM02819-SS	AD02317	AM03268-AS	AM03228-SS	AD03171	AM03824-AS	AM03651-SS
AD01754	AM02782-AS	AM02820-SS	AD02318	AM03268-AS	AM03229-SS	AD03172	AM03825-AS	AM03651-SS
AD01755	AM02783-AS	AM02821-SS	AD02319	AM03268-AS	AM03230-SS	AD03173	AM03826-AS	AM03651-SS
AD01756	AM02784-AS	AM02822-SS	AD02320	AM03268-AS	AM03231-SS	AD03174	AM03827-AS	AM03650-SS
AD01757	AM02785-AS	AM02823-SS	AD02321	AM03268-AS	AM03232-SS	AD03175	AM03828-AS	AM03650-SS
AD01758	AM02786-AS	AM02824-SS	AD02322	AM03268-AS	AM03233-SS	AD03272	AM02860-AS	AM04138-SS
AD01759	AM02787-AS	AM02825-SS	AD02323	AM03268-AS	AM03234-SS	AD03273	AM03377-AS	AM04138-SS
AD01760	AM02788-AS	AM02826-SS	AD02324	AM03268-AS	AM03235-SS	AD03274	AM04132-AS	AM04138-SS
AD01761	AM02789-AS	AM02827-SS	AD02325	AM03268-AS	AM03236-SS	AD03275	AM04133-AS	AM04138-SS
AD01762	AM02790-AS	AM02828-SS	AD02326	AM03268-AS	AM03237-SS	AD03276	AM04134-AS	AM04138-SS
AD01763	AM02791-AS	AM02829-SS	AD02327	AM03269-AS	AM03220-SS	AD03277	AM04135-AS	AM04138-SS
AD01764	AM02792-AS	AM02830-SS	AD02328	AM03269-AS	AM03221-SS	AD03278	AM04136-AS	AM04138-SS
AD01765	AM02857-AS	AM02540-SS	AD02329	AM03269-AS	AM03222-SS	AD03279	AM04137-AS	AM04138-SS
AD01766	AM02858-AS	AM02540-SS	AD02330	AM03269-AS	AM03223-SS	AD03291	AM04150-AS	AM04152-SS
AD01767	AM02859-AS	AM02540-SS	AD02331	AM03269-AS	AM03224-SS	AD03327	AM04150-AS	AM04214-SS
AD01768	AM02860-AS	AM02540-SS	AD02332	AM03269-AS	AM03225-SS	AD03341	AM04133-AS	AM04233-SS
AD01769	AM02859-AS	AM02861-SS	AD02333	AM03269-AS	AM03226-SS	AD03351	AM04250-AS	AM03742-SS
AD01770	AM02860-AS	AM02862-SS	AD02334	AM03269-AS	AM03227-SS	AD03352	AM04251-AS	AM03742-SS
AD01772	AM02863-AS	AM02541-SS	AD02335	AM03269-AS	AM03228-SS	AD03353	AM04252-AS	AM03742-SS
AD01773	AM02864-AS	AM02541-SS	AD02336	AM03269-AS	AM03229-SS	AD03354	AM04253-AS	AM03747-SS
AD01774	AM02865-AS	AM02541-SS	AD02337	AM03269-AS	AM03230-SS	AD03355	AM04254-AS	AM03747-SS
AD01780	AM02866-AS	AM02541-SS	AD02338	AM03269-AS	AM03231-SS	AD03356	AM04255-AS	AM03747-SS
AD01803	AM02534-AS	AM02941-SS	AD02339	AM03269-AS	AM03232-SS	AD03357	AM04256-AS	AM03752-SS
AD01804	AM02534-AS	AM02942-SS	AD02340	AM03269-AS	AM03233-SS	AD03358	AM04257-AS	AM03752-SS
AD01805	AM02943-AS	AM02540-SS	AD02341	AM03269-AS	AM03234-SS	AD03359	AM04258-AS	AM03752-SS
AD01806	AM02943-AS	AM02941-SS	AD02342	AM03269-AS	AM03235-SS	AD03360	AM04259-AS	AM03758-SS
AD01807	AM02943-AS	AM02942-SS	AD02343	AM03269-AS	AM03236-SS	AD03361	AM04260-AS	AM03758-SS
AD01808	AM02944-AS	AM02540-SS	AD02344	AM03269-AS	AM03237-SS	AD03362	AM04261-AS	AM03758-SS
AD01809	AM02944-AS	AM02941-SS	AD02345	AM03270-AS	AM03220-SS	AD03421	AM04133-AS	AM04372-SS
AD01810	AM02944-AS	AM02942-SS	AD02346	AM03270-AS	AM03221-SS	AD03424	AM04215-AS	AM03546-SS
AD01811	AM02945-AS	AM02540-SS	AD02347	AM03270-AS	AM03222-SS	AD03425	AM04216-AS	AM03546-SS
AD01812	AM02945-AS	AM02941-SS	AD02348	AM03270-AS	AM03223-SS	AD03426	AM04217-AS	AM03546-SS
AD01813	AM02945-AS	AM02942-SS	AD02349	AM03270-AS	AM03224-SS	AD03427	AM04218-AS	AM03546-SS
AD01814	AM02535-AS	AM02946-SS	AD02350	AM03270-AS	AM03225-SS	AD03428	AM04219-AS	AM03546-SS
AD01815	AM02535-AS	AM02947-SS	AD02351	AM03270-AS	AM03226-SS	AD03430	AM04377-AS	AM04381-SS
AD01816	AM02535-AS	AM02948-SS	AD02352	AM03270-AS	AM03227-SS	AD03431	AM04378-AS	AM04382-SS
AD01817	AM02535-AS	AM02949-SS	AD02353	AM03270-AS	AM03228-SS	AD03432	AM04379-AS	AM04381-SS
AD01818	AM02950-AS	AM02541-SS	AD02354	AM03270-AS	AM03229-SS	AD03433	AM04380-AS	AM04382-SS
AD01819	AM02950-AS	AM02946-SS	AD02355	AM03270-AS	AM03230-SS	AD03434	AM04383-AS	AM04391-SS
AD01820	AM02950-AS	AM02947-SS	AD02356	AM03270-AS	AM03231-SS	AD03435	AM04384-AS	AM04392-SS
AD01821	AM02950-AS	AM02948-SS	AD02357	AM03270-AS	AM03232-SS	AD03436	AM04385-AS	AM04391-SS
AD01822	AM02950-AS	AM02949-SS	AD02358	AM03270-AS	AM03233-SS	AD03437	AM04386-AS	AM04392-SS
AD01823	AM02951-AS	AM02541-SS	AD02359	AM03270-AS	AM03234-SS	AD03438	AM04387-AS	AM04391-SS
AD01824	AM02951-AS	AM02946-SS	AD02360	AM03270-AS	AM03235-SS	AD03439	AM04388-AS	AM04392-SS
AD01825	AM02951-AS	AM02947-SS	AD02361	AM03270-AS	AM03236-SS	AD03440	AM04389-AS	AM04391-SS
AD01826	AM02951-AS	AM02948-SS	AD02362	AM03270-AS	AM03237-SS	AD03441	AM04390-AS	AM04392-SS
AD01827	AM02951-AS	AM02949-SS	AD02363	AM03271-AS	AM03220-SS	AD03460	AM03300-AS	AM04412-SS
AD01828	AM02952-AS	AM02541-SS	AD02364	AM03271-AS	AM03221-SS	AD03461	AM04413-AS	AM04414-SS
AD01829	AM02952-AS	AM02946-SS	AD02365	AM03271-AS	AM03222-SS	AD03462	AM04415-AS	AM04416-SS
AD01830	AM02952-AS	AM02947-SS	AD02366	AM03271-AS	AM03223-SS	AD03463	AM04417-AS	AM04412-SS
AD01831	AM02952-AS	AM02948-SS	AD02367	AM03271-AS	AM03224-SS	AD03494	AM04437-AS	AM03742-SS
AD01832	AM02952-AS	AM02949-SS	AD02368	AM03271-AS	AM03225-SS	AD03495	AM04438-AS	AM03747-SS

TABLE 3A-continued

LPA RNAi agent duplexes with Duplex ID numbers.								
Duplex ID	Antisense Strand ID	Sense Strand ID	Duplex ID	Antisense Strand ID	Sense Strand ID	Duplex ID	Antisense Strand ID	Sense Strand ID
AD01895	AM02863-AS	AM03030-SS	AD02369	AM03271-AS	AM03226-SS	AD03496	AM04439-AS	AM03752-SS
AD01896	AM02865-AS	AM03036-SS	AD02370	AM03271-AS	AM03227-SS	AD03497	AM04440-AS	AM03758-SS
AD01897	AM02865-AS	AM03037-SS	AD02371	AM03271-AS	AM03228-SS	AD03536	AM03972-AS	AM04496-SS
AD01898	AM02865-AS	AM03038-SS	AD02372	AM03271-AS	AM03229-SS	AD03537	AM02860-AS	AM04497-SS
AD01899	AM03040-AS	AM03039-SS	AD02373	AM03271-AS	AM03230-SS	AD03538	AM03972-AS	AM04499-SS
AD01900	AM03041-AS	AM03039-SS	AD02374	AM03271-AS	AM03231-SS	AD03539	AM04415-AS	AM04498-SS
AD01901	AM03041-AS	AM03042-SS	AD02375	AM03271-AS	AM03232-SS	AD03540	AM03972-AS	AM04500-SS
AD01902	AM02863-AS	AM03042-SS	AD02376	AM03271-AS	AM03233-SS	AD03541	AM04501-AS	AM03970-SS
AD01903	AM03043-AS	AM03042-SS	AD02377	AM03271-AS	AM03234-SS	AD03542	AM02860-AS	AM04502-SS
AD01912	AM03065-AS	AM03060-SS	AD02378	AM03271-AS	AM03235-SS	AD03547	AM04507-AS	AM04498-SS
AD01913	AM03066-AS	AM03060-SS	AD02379	AM03271-AS	AM03236-SS	AD03548	AM02860-AS	AM04498-SS
AD01914	AM03067-AS	AM03060-SS	AD02380	AM03271-AS	AM03237-SS	AD03549	AM04507-AS	AM04502-SS
AD01915	AM03068-AS	AM03060-SS	AD02381	AM03272-AS	AM03220-SS	AD03573	AM04539-AS	AM04535-SS
AD01916	AM03069-AS	AM03060-SS	AD02382	AM03272-AS	AM03221-SS	AD03574	AM04540-AS	AM04536-SS
AD01917	AM03070-AS	AM03060-SS	AD02383	AM03272-AS	AM03222-SS	AD03575	AM04541-AS	AM04537-SS
AD01918	AM03065-AS	AM03061-SS	AD02384	AM03272-AS	AM03223-SS	AD03576	AM04542-AS	AM04538-SS
AD01919	AM03066-AS	AM03061-SS	AD02385	AM03272-AS	AM03224-SS	AD03577	AM04544-AS	AM04543-SS
AD01920	AM03067-AS	AM03061-SS	AD02386	AM03272-AS	AM03225-SS	AD03578	AM04545-AS	AM04500-SS
AD01921	AM03068-AS	AM03061-SS	AD02387	AM03272-AS	AM03226-SS	AD03579	AM04546-AS	AM04500-SS
AD01922	AM03069-AS	AM03061-SS	AD02388	AM03272-AS	AM03227-SS	AD03603	AM04582-AS	AM04578-SS
AD01923	AM03070-AS	AM03061-SS	AD02389	AM03272-AS	AM03228-SS	AD03604	AM04583-AS	AM04578-SS
AD01924	AM03065-AS	AM03062-SS	AD02390	AM03272-AS	AM03229-SS	AD03605	AM04584-AS	AM04578-SS
AD01925	AM03066-AS	AM03062-SS	AD02391	AM03272-AS	AM03230-SS	AD03606	AM04585-AS	AM04578-SS
AD01926	AM03067-AS	AM03062-SS	AD02392	AM03272-AS	AM03231-SS	AD03607	AM04586-AS	AM04578-SS
AD01927	AM03068-AS	AM03062-SS	AD02393	AM03272-AS	AM03232-SS	AD03608	AM04587-AS	AM04578-SS
AD01928	AM03069-AS	AM03062-SS	AD02394	AM03272-AS	AM03233-SS	AD03609	AM04584-AS	AM04588-SS
AD01929	AM03070-AS	AM03062-SS	AD02395	AM03272-AS	AM03234-SS	AD03610	AM04584-AS	AM04579-SS
AD01930	AM03065-AS	AM03037-SS	AD02396	AM03272-AS	AM03235-SS	AD03611	AM04584-AS	AM04580-SS
AD01931	AM03066-AS	AM03037-SS	AD02397	AM03272-AS	AM03236-SS	AD03612	AM04584-AS	AM04581-SS
AD01932	AM03067-AS	AM03037-SS	AD02398	AM03272-AS	AM03237-SS	AD03627	AM04609-AS	AM03970-SS
AD01933	AM03068-AS	AM03037-SS	AD02399	AM03273-AS	AM03220-SS	AD03628	AM04610-AS	AM03970-SS
AD01934	AM03069-AS	AM03064-SS	AD02400	AM03273-AS	AM03221-SS	AD03629	AM03972-AS	AM04611-SS
AD01935	AM03070-AS	AM03037-SS	AD02401	AM03273-AS	AM03222-SS	AD03630	AM03972-AS	AM04612-SS
AD01936	AM03065-AS	AM03064-SS	AD02402	AM03273-AS	AM03223-SS	AD03668	AM04501-AS	AM04500-SS
AD01937	AM03066-AS	AM03064-SS	AD02403	AM03273-AS	AM03224-SS	AD03671	AM04677-AS	AM04609-SS
AD01938	AM03067-AS	AM03064-SS	AD02404	AM03273-AS	AM03225-SS	AD03672	AM04678-AS	AM04670-SS
AD01939	AM03068-AS	AM03064-SS	AD02405	AM03273-AS	AM03226-SS	AD03673	AM04679-AS	AM04671-SS
AD01940	AM03069-AS	AM03064-SS	AD02406	AM03273-AS	AM03227-SS	AD03674	AM04680-AS	AM04672-SS
AD01941	AM03070-AS	AM03064-SS	AD02407	AM03273-AS	AM03228-SS	AD03675	AM04681-AS	AM04673-SS
AD01976	AM03119-AS	AM02540-SS	AD02408	AM03273-AS	AM03229-SS	AD03676	AM02860-AS	AM04674-SS
AD01977	AM03120-AS	AM02540-SS	AD02409	AM03273-AS	AM03230-SS	AD03677	AM02860-AS	AM04675-SS
AD01978	AM03121-AS	AM02540-SS	AD02410	AM03273-AS	AM03231-SS	AD03678	AM02860-AS	AM04676-SS
AD01979	AM02857-AS	AM03122-SS	AD02411	AM03273-AS	AM03232-SS	AD03705	AM04501-AS	AM04726-SS
AD01980	AM02857-AS	AM03123-SS	AD02412	AM03273-AS	AM03233-SS	AD03706	AM04501-AS	AM04727-SS
AD01981	AM03119-AS	AM03122-SS	AD02413	AM03273-AS	AM03234-SS	AD03707	AM04501-AS	AM04728-SS
AD01982	AM02857-AS	AM03124-SS	AD02414	AM03273-AS	AM03235-SS	AD03708	AM04544-AS	AM04729-SS
AD01983	AM03107-AS	AM02537-SS	AD02415	AM03273-AS	AM03236-SS	AD03713	AM04733-AS	AM04138-SS
AD01984	AM03108-AS	AM02537-SS	AD02416	AM03273-AS	AM03237-SS	AD03714	AM04734-AS	AM04138-SS
AD01985	AM03107-AS	AM03125-SS	AD02417	AM03274-AS	AM03220-SS	AD03715	AM04735-AS	AM04138-SS
AD01986	AM03107-AS	AM03126-SS	AD02418	AM03274-AS	AM03221-SS	AD03716	AM04736-AS	AM04138-SS
AD01987	AM03127-AS	AM02537-SS	AD02419	AM03274-AS	AM03222-SS	AD03717	AM02860-AS	AM04737-SS
AD01988	AM03129-AS	AM03128-SS	AD02420	AM03274-AS	AM03223-SS	AD03720	AM03884-AS	AM04741-SS
AD01989	AM03130-AS	AM02540-SS	AD02421	AM03274-AS	AM03224-SS	AD03721	AM03972-AS	AM04742-SS
AD01990	AM03131-AS	AM02540-SS	AD02422	AM03274-AS	AM03225-SS	AD03722	AM03972-AS	AM04743-SS
AD02001	AM02860-AS	AM02942-SS	AD02423	AM03274-AS	AM03226-SS	AD03723	AM03972-AS	AM04744-SS
AD02002	AM02857-AS	AM03144-SS	AD02424	AM03274-AS	AM03227-SS	AD03760	AM04805-AS	AM04803-SS
AD02003	AM03149-AS	AM02540-SS	AD02425	AM03274-AS	AM03228-SS	AD03761	AM04501-AS	AM04804-SS
AD02004	AM03149-AS	AM02941-SS	AD02426	AM03274-AS	AM03229-SS	AD03762	AM04805-AS	AM04807-SS
AD02005	AM03149-AS	AM02942-SS	AD02427	AM03274-AS	AM03230-SS	AD03763	AM03884-AS	AM04729-SS
AD02006	AM03150-AS	AM02540-SS	AD02428	AM03274-AS	AM03231-SS	AD03764	AM03884-AS	AM04806-SS
AD02007	AM03150-AS	AM02941-SS	AD02429	AM03274-AS	AM03232-SS	AD03765	AM04501-AS	AM04611-SS
AD02008	AM03150-AS	AM02942-SS	AD02430	AM03274-AS	AM03233-SS	AD03766	AM04501-AS	AM04808-SS
AD02009	AM03151-AS	AM02540-SS	AD02431	AM03274-AS	AM03234-SS	AD03767	AM04501-AS	AM04809-SS
AD02010	AM03151-AS	AM02941-SS	AD02432	AM03274-AS	AM03235-SS	AD03768	AM04501-AS	AM04810-SS
AD02011	AM03151-AS	AM02942-SS	AD02433	AM03274-AS	AM03236-SS	AD03769	AM04501-AS	AM04811-SS
AD02075	AM03255-AS	AM03220-SS	AD02434	AM03274-AS	AM03237-SS	AD03770	AM04501-AS	AM04812-SS
AD02076	AM03255-AS	AM03221-SS	AD02435	AM03255-AS	AM03238-SS	AD03771	AM02860-AS	AM04813-SS
AD02077	AM03255-AS	AM03222-SS	AD02436	AM03256-AS	AM03238-SS	AD03801	AM04821-AS	AM04816-SS
AD02078	AM03255-AS	AM03223-SS	AD02437	AM03255-AS	AM03240-SS	AD03802	AM04822-AS	AM04817-SS
AD02079	AM03255-AS	AM03224-SS	AD02438	AM03256-AS	AM03240-SS	AD03803	AM04823-AS	AM04816-SS
AD02080	AM03255-AS	AM03225-SS	AD02439	AM03255-AS	AM02942-SS	AD03804	AM04821-AS	AM04835-SS
AD02081	AM03255-AS	AM03226-SS	AD02440	AM03256-AS	AM02942-SS	AD03805	AM04824-AS	AM04819-SS

TABLE 3A-continued

LPA RNAi agent duplexes with Duplex ID numbers.

Duplex ID	Antisense Strand ID	Sense Strand ID	Duplex ID	Antisense Strand ID	Sense Strand ID	Duplex ID	Antisense Strand ID	Sense Strand ID
AD02082	AM03255-AS	AM03227-SS	AD02462	AM02857-AS	AM03330-SS	AD03806	AM04824-AS	AM04820-SS
AD02083	AM03255-AS	AM03228-SS	AD02463	AM03331-AS	AM01223-SS	AD03841	AM04871-AS	AM04862-SS
AD02084	AM03255-AS	AM03229-SS	AD02464	AM03107-AS	AM03291-SS	AD03842	AM02860-AS	AM04863-SS
AD02085	AM03255-AS	AM03230-SS	AD02465	AM03279-AS	AM03291-SS	AD03843	AM04872-AS	AM04138-SS
AD02086	AM03255-AS	AM03231-SS	AD02466	AM03280-AS	AM03291-SS	AD03844	AM04539-AS	AM04864-SS
AD02087	AM03255-AS	AM03232-SS	AD02467	AM03281-AS	AM03291-SS	AD03845	AM03300-AS	AM04865-SS
AD02088	AM03255-AS	AM03233-SS	AD02468	AM03282-AS	AM03291-SS	AD03846	AM04873-AS	AM04412-SS
AD02089	AM03255-AS	AM03234-SS	AD02469	AM03283-AS	AM03291-SS	AD03847	AM04874-AS	AM04866-SS
AD02090	AM03255-AS	AM03235-SS	AD02470	AM03284-AS	AM03291-SS	AD03848	AM04874-AS	AM04867-SS
AD02091	AM03255-AS	AM03236-SS	AD02471	AM03300-AS	AM03291-SS	AD03849	AM04875-AS	AM04867-SS
AD02092	AM03255-AS	AM03237-SS	AD02472	AM03301-AS	AM03291-SS	AD03850	AM04876-AS	AM04866-SS
AD02093	AM03256-AS	AM03220-SS	AD02473	AM03107-AS	AM03292-SS	AD03851	AM04877-AS	AM04866-SS
AD02094	AM03256-AS	AM03221-SS	AD02474	AM03279-AS	AM03292-SS	AD03852	AM04877-AS	AM04867-SS
AD02095	AM03256-AS	AM03222-SS	AD02475	AM03280-AS	AM03292-SS	AD03853	AM04874-AS	AM04868-SS
AD02096	AM03256-AS	AM03223-SS	AD02476	AM03281-AS	AM03292-SS	AD03854	AM04874-AS	AM04869-SS
AD02097	AM03256-AS	AM03224-SS	AD02477	AM03282-AS	AM03292-SS	AD03855	AM04875-AS	AM04869-SS
AD02098	AM03256-AS	AM03225-SS	AD02478	AM03283-AS	AM03292-SS	AD03856	AM04874-AS	AM04870-SS
AD02099	AM03256-AS	AM03226-SS	AD02479	AM03284-AS	AM03292-SS	AD03857	AM03972-AS	AM04808-SS
AD02100	AM03256-AS	AM03227-SS	AD02480	AM03300-AS	AM03292-SS	AD03858	AM03972-AS	AM04811-SS
AD02101	AM03256-AS	AM03228-SS	AD02481	AM03301-AS	AM03292-SS	AD03859	AM04822-AS	AM04819-SS
AD02102	AM03256-AS	AM03229-SS	AD02482	AM03107-AS	AM03293-SS	AD03860	AM04878-AS	AM04819-SS
AD02103	AM03256-AS	AM03230-SS	AD02483	AM03279-AS	AM03293-SS	AD03861	AM04878-AS	AM04820-SS
AD02104	AM03256-AS	AM03231-SS	AD02484	AM03280-AS	AM03293-SS	AD03862	AM04879-AS	AM04138-SS
AD02105	AM03256-AS	AM03232-SS	AD02485	AM03281-AS	AM03293-SS	AD03863	AM04879-AS	AM04863-SS
AD02106	AM03256-AS	AM03233-SS	AD02486	AM03282-AS	AM03293-SS	AD03864	AM04880-AS	AM04138-SS
AD02107	AM03256-AS	AM03234-SS	AD02487	AM03283-AS	AM03293-SS	AD03920	AM04969-AS	AM04138-SS
AD02108	AM03256-AS	AM03235-SS	AD02488	AM03284-AS	AM03293-SS	AD03921	AM04970-AS	AM04412-SS
AD02109	AM03256-AS	AM03236-SS	AD02489	AM03300-AS	AM03293-SS	AD03922	AM04971-AS	AM04867-SS
AD02110	AM03256-AS	AM03237-SS	AD02490	AM03301-AS	AM03293-SS	AD03923	AM04971-AS	AM04869-SS
AD02111	AM03257-AS	AM03220-SS	AD02491	AM03107-AS	AM03294-SS	AD03924	AM04972-AS	AM04820-SS
AD02112	AM03257-AS	AM03221-SS	AD02492	AM03279-AS	AM03294-SS	AD03925	AM04972-AS	AM04819-SS
AD02113	AM03257-AS	AM03222-SS	AD02493	AM03280-AS	AM03294-SS	AD03931	AM04979-AS	AM04978-SS
AD02114	AM03257-AS	AM03223-SS	AD02494	AM03281-AS	AM03294-SS	AD03932	AM04979-AS	AM04811-SS
AD02115	AM03257-AS	AM03224-SS	AD02495	AM03282-AS	AM03294-SS	AD03933	AM04979-AS	AM04869-SS
AD02116	AM03257-AS	AM03225-SS	AD02496	AM03283-AS	AM03294-SS	AD04017	AM03300-AS	AM05070-SS
AD02117	AM03257-AS	AM03226-SS	AD02497	AM03284-AS	AM03294-SS	AD04018	AM03972-AS	AM05072-SS
AD02118	AM03257-AS	AM03227-SS	AD02498	AM03300-AS	AM03294-SS	AD04017	AM03300-AS	AM05070-SS
AD02119	AM03257-AS	AM03228-SS	AD02499	AM03301-AS	AM03294-SS	AD04018	AM03972-AS	AM05072-SS
AD04170	AM03972-AS	AM05341-SS	AD04171	AM04877-AS	AM05342-SS	AD04110	AM04875-AS	AM04866-SS
AD04263	AM04879-AS	AM05489-SS	AD04272	AM04979-AS	AM05499-SS	AD04281	AM05496-AS	AM04412-SS
AD04264	AM05490-AS	AM04416-SS	AD04273	AM03972-AS	AM05494-SS	AD04282	AM04874-AS	AM05503-SS
AD04265	AM05490-AS	AM05491-SS	AD04274	AM05498-AS	AM05494-SS	AD04283	AM04874-AS	AM05502-SS
AD04266	AM05492-AS	AM04496-SS	AD04275	AM04979-AS	AM05494-SS	AD04284	AM04874-AS	AM05506-SS
AD04267	AM05493-AS	AM04496-SS	AD04276	AM03972-AS	AM05501-SS	AD04285	AM04877-AS	AM05503-SS
AD04268	AM05498-AS	AM04496-SS	AD04277	AM05498-AS	AM05501-SS	AD04286	AM05497-AS	AM05502-SS
AD04269	AM04979-AS	AM04496-SS	AD04278	AM04979-AS	AM05501-SS	AD04287	AM05497-AS	AM05506-SS
AD04270	AM03972-AS	AM05499-SS	AD04279	AM03300-AS	AM05500-SS	AD04288	AM04874-AS	AM05504-SS
AD04271	AM05498-AS	AM05499-SS	AD04280	AM05495-AS	AM04412-SS	AD04289	AM04874-AS	AM05505-SS

TABLE 3B

LPA RNAi agent duplexes with Duplex ID numbers.

Duplex ID	Antisense Strand ID	Sense Strand ID
SD0001	1533-AS00	1533-SS00
SD0002	1533-AS01	1533-SS00
SD0003	1533-AS02	1533-SS00
SD0004	1533-AS03	1533-SS00
SD0005	1533-AS04	1533-SS00
SD0006	1533-AS05	1533-SS00
SD0007	1533-AS06	1533-SS00
SD0008	1533-AS07	1533-SS00
SD0009	1533-AS08	1533-SS00
SD0010	1533-AS09	1533-SS00
SD0011	1533-AS10	1533-SS00
SD0012	1533-AS11	1533-SS00
SD0013	1533-AS12	1533-SS00

TABLE 3B-continued

LPA RNAi agent duplexes with Duplex ID numbers.

Duplex ID	Antisense Strand ID	Sense Strand ID
SD0014	1533-AS13	1533-SS00
SD0015	1533-AS14	1533-SS00
SD0016	1533-AS00	1533-SS01
SD0017	1533-AS01	1533-SS01
SD0018	1533-AS02	1533-SS01
SD0019	1533-AS03	1533-SS01
SD0020	1533-AS04	1533-SS01
SD0021	1533-AS05	1533-SS01
SD0022	1533-AS06	1533-SS01
SD0023	1533-AS07	1533-SS01
SD0024	1533-AS08	1533-SS01
SD0025	1533-AS09	1533-SS01
SD0026	1533-AS10	1533-SS01

TABLE 3B-continued

LPA RNAi agent duplexes with Duplex ID numbers.		
Duplex ID	Antisense Strand ID	Sense Strand ID
SD0027	1533-AS11	1533-SS01
SD0028	1533-AS12	1533-SS01
SD0029	1533-AS13	1533-SS01
SD0030	1533-AS14	1533-SS01
SD0031	1533-AS00	1533-SS02
SD0032	1533-AS01	1533-SS02
SD0033	1533-AS02	1533-SS02
SD0034	1533-AS03	1533-SS02
SD0035	1533-AS04	1533-SS02
SD0036	1533-AS05	1533-SS02
SD0037	1533-AS06	1533-SS02
SD0038	1533-AS07	1533-SS02
SD0039	1533-AS08	1533-SS02
SD0040	1533-AS09	1533-SS02
SD0041	1533-AS10	1533-SS02
SD0042	1533-AS11	1533-SS02
SD0043	1533-AS12	1533-SS02
SD0044	1533-AS13	1533-SS02
SD0045	1533-AS14	1533-SS02
SD0046	1533-AS00	1533-SS03
SD0047	1533-AS01	1533-SS03
SD0048	1533-AS02	1533-SS03
SD0049	1533-AS03	1533-SS03
SD0050	1533-AS04	1533-SS03
SD0051	1533-AS05	1533-SS03
SD0052	1533-AS06	1533-SS03
SD0053	1533-AS07	1533-SS03
SD0054	1533-AS08	1533-SS03
SD0055	1533-AS09	1533-SS03
SD0056	1533-AS10	1533-SS03
SD0057	1533-AS11	1533-SS03
SD0058	1533-AS12	1533-SS03
SD0059	1533-AS13	1533-SS03
SD0060	1533-AS14	1533-SS03
SD0061	1533-AS00	1533-SS04
SD0062	1533-AS01	1533-SS04
SD0063	1533-AS02	1533-SS04
SD0064	1533-AS03	1533-SS04
SD0065	1533-AS04	1533-SS04
SD0066	1533-AS05	1533-SS04
SD0067	1533-AS06	1533-SS04
SD0068	1533-AS07	1533-SS04
SD0069	1533-AS08	1533-SS04
SD0070	1533-AS09	1533-SS04
SD0071	1533-AS10	1533-SS04
SD0072	1533-AS11	1533-SS04
SD0073	1533-AS12	1533-SS04
SD0074	1533-AS13	1533-SS04
SD0075	1533-AS14	1533-SS04
SD0076	1533-AS00	1533-SS05
SD0077	1533-AS01	1533-SS05
SD0078	1533-AS02	1533-SS05
SD0079	1533-AS03	1533-SS05
SD0080	1533-AS04	1533-SS05
SD0081	1533-AS05	1533-SS05
SD0082	1533-AS06	1533-SS05
SD0083	1533-AS07	1533-SS05
SD0084	1533-AS08	1533-SS05
SD0085	1533-AS09	1533-SS05
SD0086	1533-AS10	1533-SS05
SD0087	1533-AS11	1533-SS05
SD0088	1533-AS12	1533-SS05
SD0089	1533-AS13	1533-SS05
SD0090	1533-AS14	1533-SS05
SD0091	1533-AS00	1533-SS06
SD0092	1533-AS01	1533-SS06
SD0093	1533-AS02	1533-SS06
SD0094	1533-AS03	1533-SS06
SD0095	1533-AS04	1533-SS06
SD0096	1533-AS05	1533-SS06
SD0097	1533-AS06	1533-SS06
SD0098	1533-AS07	1533-SS06

TABLE 3B-continued

LPA RNAi agent duplexes with Duplex ID numbers.		
Duplex ID	Antisense Strand ID	Sense Strand ID
SD0099	1533-AS08	1533-SS06
SD0100	1533-AS09	1533-SS06
SD0101	1533-AS10	1533-SS06
SD0102	1533-AS11	1533-SS06
SD0103	1533-AS12	1533-SS06
SD0104	1533-AS13	1533-SS06
SD0105	1533-AS14	1533-SS06
SD0106	1533-AS00	1533-SS07
SD0107	1533-AS01	1533-SS07
SD0108	1533-AS02	1533-SS07
SD0109	1533-AS03	1533-SS07
SD0110	1533-AS04	1533-SS07
SD0111	1533-AS05	1533-SS07
SD0112	1533-AS06	1533-SS07
SD0113	1533-AS07	1533-SS07
SD0114	1533-AS08	1533-SS07
SD0115	1533-AS09	1533-SS07
SD0116	1533-AS10	1533-SS07
SD0117	1533-AS11	1533-SS07
SD0118	1533-AS12	1533-SS07
SD0119	1533-AS13	1533-SS07
SD0120	1533-AS14	1533-SS07
SD0121	1533-AS00	1533-SS08
SD0122	1533-AS01	1533-SS08
SD0123	1533-AS02	1533-SS08
SD0124	1533-AS03	1533-SS08
SD0125	1533-AS04	1533-SS08
SD0126	1533-AS05	1533-SS08
SD0127	1533-AS06	1533-SS08
SD0128	1533-AS07	1533-SS08
SD0129	1533-AS08	1533-SS08
SD0130	1533-AS09	1533-SS08
SD0131	1533-AS10	1533-SS08
SD0132	1533-AS11	1533-SS08
SD0133	1533-AS12	1533-SS08
SD0134	1533-AS13	1533-SS08
SD0135	1533-AS14	1533-SS08
SD0136	1533-AS00	1533-SS09
SD0137	1533-AS01	1533-SS09
SD0138	1533-AS02	1533-SS09
SD0139	1533-AS03	1533-SS09
SD0140	1533-AS04	1533-SS09
SD0141	1533-AS05	1533-SS09
SD0142	1533-AS06	1533-SS09
SD0143	1533-AS07	1533-SS09
SD0144	1533-AS08	1533-SS09
SD0145	1533-AS09	1533-SS09
SD0146	1533-AS10	1533-SS09
SD0147	1533-AS11	1533-SS09
SD0148	1533-AS12	1533-SS09
SD0149	1533-AS13	1533-SS09
SD0150	1533-AS14	1533-SS09
SD0151	1533-AS00	1533-SS01
SD0152	1533-AS01	1533-SS01
SD0153	1533-AS02	1533-SS01
SD0154	1533-AS03	1533-SS01
SD0155	1533-AS04	1533-SS01
SD0156	1533-AS05	1533-SS01
SD0157	1533-AS06	1533-SS01
SD0158	1533-AS07	1533-SS01
SD0159	1533-AS08	1533-SS01
SD0160	1533-AS09	1533-SS01
SD0161	1533-AS10	1533-SS01
SD0162	1533-AS11	1533-SS01
SD0163	1533-AS12	1533-SS01
SD0164	1533-AS13	1533-SS01
SD0165	1533-AS14	1533-SS01
SD0166	1533-AS00	1533-SS01
SD0167	1533-AS01	1533-SS01
SD0168	1533-AS02	1533-SS01
SD0169	1533-AS03	1533-SS01
SD0170	1533-AS04	1533-SS01

TABLE 3B-continued

LPA RNAi agent duplexes with Duplex ID numbers.		
Duplex ID	Antisense Strand ID	Sense Strand ID
SD0171	1533-AS05	1533-SS01
SD0172	1533-AS06	1533-SS01
SD0173	1533-AS07	1533-SS01
SD0174	1533-AS08	1533-SS01
SD0175	1533-AS09	1533-SS01
SD0176	1533-AS10	1533-SS01
SD0177	1533-AS11	1533-SS01
SD0178	1533-AS12	1533-SS01
SD0179	1533-AS13	1533-SS01
SD0180	1533-AS14	1533-SS01
SD0181	1533-AS00	1533-SS02
SD0182	1533-AS01	1533-SS02
SD0183	1533-AS02	1533-SS02
SD0184	1533-AS03	1533-SS02
SD0185	1533-AS04	1533-SS02
SD0186	1533-AS05	1533-SS02
SD0187	1533-AS06	1533-SS02
SD0188	1533-AS07	1533-SS02
SD0189	1533-AS08	1533-SS02
SD0190	1533-AS09	1533-SS02
SD0191	1533-AS10	1533-SS02
SD0192	1533-AS11	1533-SS02
SD0193	1533-AS12	1533-SS02
SD0194	1533-AS13	1533-SS02
SD0195	1533-AS14	1533-SS02
SD0196	1533-AS00	1533-CfinSS
SD0197	1533-AS01	1533-CfinSS
SD0198	1533-AS02	1533-CfinSS
SD0199	1533-AS03	1533-CfinSS
SD0200	1533-AS04	1533-CfinSS
SD0201	1533-AS05	1533-CfinSS
SD0202	1533-AS06	1533-CfinSS
SD0203	1533-AS07	1533-CfinSS
SD0204	1533-AS08	1533-CfinSS
SD0205	1533-AS09	1533-CfinSS
SD0206	1533-AS10	1533-CfinSS
SD0207	1533-AS11	1533-CfinSS
SD0208	1533-AS12	1533-CfinSS
SD0209	1533-AS13	1533-CfinSS
SD0210	1533-AS14	1533-CfinSS
SD0211	1533-CfinAS	1533-SS00
SD0212	1533-CfinAS	1533-SS01
SD0213	1533-CfinAS	1533-SS02
SD0214	1533-CfinAS	1533-SS03
SD0215	1533-CfinAS	1533-SS04
SD0216	1533-CfinAS	1533-SS05
SD0217	1533-CfinAS	1533-SS06
SD0218	1533-CfinAS	1533-SS07
SD0219	1533-CfinAS	1533-SS08
SD0220	1533-CfinAS	1533-SS09
SD0221	1533-CfinAS	1533-SS10
SD0222	1533-CfinAS	1533-SS11
SD0223	1533-CfinAS	1533-SS12
SD0224	1533-CfinAS	1533-SS13
SD0225	1533-CfinAS	1533-SS14
SD0226	1533-CfinAS	1533-SS15
SD0227	1533-CfinAS	1533-SS16
SD0228	1533-CfinAS	1533-SS17
SD0229	1533-CfinAS	1533-SS18
SD0230	1533-CfinAS	1533-SS19
SD0231	1533-CfinAS	1533-SS20
SD0232	1533-AS00	1533-SS12
SD0233	1533-AS01	1533-SS12
SD0234	1533-AS02	1533-SS12
SD0235	1533-AS03	1533-SS12
SD0236	1533-AS04	1533-SS12
SD0237	1533-AS05	1533-SS12
SD0238	1533-AS06	1533-SS12
SD0239	1533-AS07	1533-SS12
SD0240	1533-AS08	1533-SS12
SD0241	1533-AS09	1533-SS12
SD0242	1533-AS10	1533-SS12

TABLE 3B-continued

LPA RNAi agent duplexes with Duplex ID numbers.		
Duplex ID	Antisense Strand ID	Sense Strand ID
SD0243	1533-AS11	1533-SS12
SD0244	1533-AS12	1533-SS12
SD0245	1533-AS13	1533-SS12
SD0246	1533-AS14	1533-SS12
SD0247	1533-AS00	1533-SS13
SD0248	1533-AS01	1533-SS13
SD0249	1533-AS02	1533-SS13
SD0250	1533-AS03	1533-SS13
SD0251	1533-AS04	1533-SS13
SD0252	1533-AS05	1533-SS13
SD0253	1533-AS06	1533-SS13
SD0254	1533-AS07	1533-SS13
SD0255	1533-AS08	1533-SS13
SD0256	1533-AS09	1533-SS13
SD0257	1533-AS10	1533-SS13
SD0258	1533-AS11	1533-SS13
SD0259	1533-AS12	1533-SS13
SD0260	1533-AS13	1533-SS13
SD0261	1533-AS14	1533-SS13
SD0262	1533-AS00	1533-SS14
SD0263	1533-AS01	1533-SS14
SD0264	1533-AS02	1533-SS14
SD0265	1533-AS03	1533-SS14
SD0266	1533-AS04	1533-SS14
SD0267	1533-AS05	1533-SS14
SD0268	1533-AS06	1533-SS14
SD0269	1533-AS07	1533-SS14
SD0270	1533-AS08	1533-SS14
SD0271	1533-AS09	1533-SS14
SD0272	1533-AS10	1533-SS14
SD0273	1533-AS11	1533-SS14
SD0274	1533-AS12	1533-SS14
SD0275	1533-AS13	1533-SS14
SD0276	1533-AS14	1533-SS14
SD0277	1533-AS00	1533-SS15
SD0278	1533-AS01	1533-SS15
SD0279	1533-AS02	1533-SS15
SD0280	1533-AS03	1533-SS15
SD0281	1533-AS04	1533-SS15
SD0282	1533-AS05	1533-SS15
SD0283	1533-AS06	1533-SS15
SD0284	1533-AS07	1533-SS15
SD0285	1533-AS08	1533-SS15
SD0286	1533-AS09	1533-SS15
SD0287	1533-AS10	1533-SS15
SD0288	1533-AS11	1533-SS15
SD0289	1533-AS12	1533-SS15
SD0290	1533-AS13	1533-SS15
SD0291	1533-AS14	1533-SS15
SD0292	1533-AS00	1533-SS16
SD0293	1533-AS01	1533-SS16
SD0294	1533-AS02	1533-SS16
SD0295	1533-AS03	1533-SS16
SD0296	1533-AS04	1533-SS16
SD0297	1533-AS05	1533-SS16
SD0298	1533-AS06	1533-SS16
SD0299	1533-AS07	1533-SS16
SD0300	1533-AS08	1533-SS16
SD0301	1533-AS09	1533-SS16
SD0302	1533-AS10	1533-SS16
SD0303	1533-AS11	1533-SS16
SD0304	1533-AS12	1533-SS16
SD0305	1533-AS13	1533-SS16
SD0306	1533-AS14	1533-SS16
SD0307	1533-AS00	1533-SS17
SD0308	1533-AS01	1533-SS17
SD0309	1533-AS02	1533-SS17
SD0310	1533-AS03	1533-SS17
SD0311	1533-AS04	1533-SS17
SD0312	1533-AS05	1533-SS17
SD0313	1533-AS06	1533-SS17
SD0314	1533-AS07	1533-SS17



TABLE 3B-continued

LPA RNAi agent duplexes with Duplex ID numbers.		
Duplex ID	Antisense Strand ID	Sense Strand ID
SD0315	1533-AS08	1533-SS17
SD0316	1533-AS09	1533-SS17
SD0317	1533-AS10	1533-SS17
SD0318	1533-AS11	1533-SS17
SD0319	1533-AS12	1533-SS17
SD0320	1533-AS13	1533-SS17
SD0321	1533-AS14	1533-SS17
SD0322	1533-AS00	1533-SS18
SD0323	1533-AS01	1533-SS18
SD0324	1533-AS02	1533-SS18
SD0325	1533-AS03	1533-SS18
SD0326	1533-AS04	1533-SS18
SD0327	1533-AS05	1533-SS18
SD0328	1533-AS06	1533-SS18
SD0329	1533-AS07	1533-SS18
SD0330	1533-AS08	1533-SS18
SD0331	1533-AS09	1533-SS18
SD0332	1533-AS10	1533-SS18
SD0333	1533-AS11	1533-SS18
SD0334	1533-AS12	1533-SS18
SD0335	1533-AS13	1533-SS18
SD0336	1533-AS14	1533-SS18
SD0337	1533-AS00	1533-SS19
SD0338	1533-AS01	1533-SS19
SD0339	1533-AS02	1533-SS19
SD0340	1533-AS03	1533-SS19
SD0341	1533-AS04	1533-SS19
SD0342	1533-AS05	1533-SS19
SD0343	1533-AS06	1533-SS19
SD0344	1533-AS07	1533-SS19
SD0345	1533-AS08	1533-SS19
SD0346	1533-AS09	1533-SS19
SD0347	1533-AS10	1533-SS19
SD0348	1533-AS11	1533-SS19
SD0349	1533-AS12	1533-SS19
SD0350	1533-AS13	1533-SS19
SD0351	1533-AS14	1533-SS19
SD0352	1532-AS00	1532-SS00
SD0353	1532-AS01	1532-SS00
SD0354	1532-AS02	1532-SS00
SD0355	1532-AS03	1532-SS00
SD0356	1532-AS04	1532-SS00
SD0357	1532-AS05	1532-SS00
SD0358	1532-AS06	1532-SS00
SD0359	1532-AS07	1532-SS00
SD0360	1532-AS08	1532-SS00
SD0361	1532-AS09	1532-SS00
SD0362	1532-AS10	1532-SS00
SD0363	1532-AS11	1532-SS00
SD0364	1532-AS12	1532-SS00
SD0365	1532-AS13	1532-SS00
SD0366	1532-AS00	1532-SS01
SD0367	1532-AS01	1532-SS01
SD0368	1532-AS02	1532-SS01
SD0369	1532-AS03	1532-SS01
SD0370	1532-AS04	1532-SS01
SD0371	1532-AS05	1532-SS01
SD0372	1532-AS06	1532-SS01
SD0373	1532-AS07	1532-SS01
SD0374	1532-AS08	1532-SS01
SD0375	1532-AS09	1532-SS01
SD0376	1532-AS10	1532-SS01
SD0377	1532-AS11	1532-SS01
SD0378	1532-AS12	1532-SS01
SD0379	1532-AS13	1532-SS01
SD0380	1532-AS00	1532-SS02
SD0381	1532-AS01	1532-SS02
SD0382	1532-AS02	1532-SS02
SD0383	1532-AS03	1532-SS02
SD0384	1532-AS04	1532-SS02
SD0385	1532-AS05	1532-SS02
SD0386	1532-AS06	1532-SS02

TABLE 3B-continued

LPA RNAi agent duplexes with Duplex ID numbers.		
Duplex ID	Antisense Strand ID	Sense Strand ID
SD0387	1532-AS07	1532-SS02
SD0388	1532-AS08	1532-SS02
SD0389	1532-AS09	1532-SS02
SD0390	1532-AS10	1532-SS02
SD0391	1532-AS11	1532-SS02
SD0392	1532-AS12	1532-SS02
SD0393	1532-AS13	1532-SS02
SD0394	1532-AS00	1532-SS03
SD0395	1532-AS01	1532-SS03
SD0396	1532-AS02	1532-SS03
SD0397	1532-AS03	1532-SS03
SD0398	1532-AS04	1532-SS03
SD0399	1532-AS05	1532-SS03
SD0400	1532-AS06	1532-SS03
SD0401	1532-AS07	1532-SS03
SD0402	1532-AS08	1532-SS03
SD0403	1532-AS09	1532-SS03
SD0404	1532-AS10	1532-SS03
SD0405	1532-AS11	1532-SS03
SD0406	1532-AS12	1532-SS03
SD0407	1532-AS13	1532-SS03
SD0408	1532-AS00	1532-SS04
SD0409	1532-AS01	1532-SS04
SD0410	1532-AS02	1532-SS04
SD0411	1532-AS03	1532-SS04
SD0412	1532-AS04	1532-SS04
SD0413	1532-AS05	1532-SS04
SD0414	1532-AS06	1532-SS04
SD0415	1532-AS07	1532-SS04
SD0416	1532-AS08	1532-SS04
SD0417	1532-AS09	1532-SS04
SD0418	1532-AS10	1532-SS04
SD0419	1532-AS11	1532-SS04
SD0420	1532-AS12	1532-SS04
SD0421	1532-AS13	1532-SS04
SD0422	1532-AS00	1532-SS05
SD0423	1532-AS01	1532-SS05
SD0424	1532-AS02	1532-SS05
SD0425	1532-AS03	1532-SS05
SD0426	1532-AS04	1532-SS05
SD0427	1532-AS05	1532-SS05
SD0428	1532-AS06	1532-SS05
SD0429	1532-AS07	1532-SS05
SD0430	1532-AS08	1532-SS05
SD0431	1532-AS09	1532-SS05
SD0432	1532-AS10	1532-SS05
SD0433	1532-AS11	1532-SS05
SD0434	1532-AS12	1532-SS05
SD0435	1532-AS13	1532-SS05
SD0436	1532-AS00	1532-SS06
SD0437	1532-AS01	1532-SS06
SD0438	1532-AS02	1532-SS06
SD0439	1532-AS03	1532-SS06
SD0440	1532-AS04	1532-SS06
SD0441	1532-AS05	1532-SS06
SD0442	1532-AS06	1532-SS06
SD0443	1532-AS07	1532-SS06
SD0444	1532-AS08	1532-SS06
SD0445	1532-AS09	1532-SS06
SD0446	1532-AS10	1532-SS06
SD0447	1532-AS11	1532-SS06
SD0448	1532-AS12	1532-SS06
SD0449	1532-AS13	1532-SS06
SD0450	1532-AS00	1532-SS07
SD0451	1532-AS01	1532-SS07
SD0452	1532-AS02	1532-SS07
SD0453	1532-AS03	1532-SS07
SD0454	1532-AS04	1532-SS07
SD0455	1532-AS05	1532-SS07
SD0456	1532-AS06	1532-SS07
SD0457	1532-AS07	1532-SS07
SD0458	1532-AS08	1532-SS07

TABLE 3B-continued

LPA RNAi agent duplexes with Duplex ID numbers.		
Duplex ID	Antisense Strand ID	Sense Strand ID
SD0459	1532-AS09	1532-SS07
SD0460	1532-AS10	1532-SS07
SD0461	1532-AS11	1532-SS07
SD0462	1532-AS12	1532-SS07
SD0463	1532-AS13	1532-SS07
SD0464	1532-AS00	1532-SS08
SD0465	1532-AS01	1532-SS08
SD0466	1532-AS02	1532-SS08
SD0467	1532-AS03	1532-SS08
SD0468	1532-AS04	1532-SS08
SD0469	1532-AS05	1532-SS08
SD0470	1532-AS06	1532-SS08
SD0471	1532-AS07	1532-SS08
SD0472	1532-AS08	1532-SS08
SD0473	1532-AS09	1532-SS08
SD0474	1532-AS10	1532-SS08
SD0475	1532-AS11	1532-SS08
SD0476	1532-AS12	1532-SS08
SD0477	1532-AS13	1532-SS08
SD0478	1532-AS00	1532-SS09
SD0479	1532-AS01	1532-SS09
SD0480	1532-AS02	1532-SS09
SD0481	1532-AS03	1532-SS09
SD0482	1532-AS04	1532-SS09
SD0483	1532-AS05	1532-SS09
SD0484	1532-AS06	1532-SS09
SD0485	1532-AS07	1532-SS09
SD0486	1532-AS08	1532-SS09
SD0487	1532-AS09	1532-SS09
SD0488	1532-AS10	1532-SS09
SD0489	1532-AS11	1532-SS09
SD0490	1532-AS12	1532-SS09
SD0491	1532-AS13	1532-SS09
SD0492	1532-AS00	1532-SS10
SD0493	1532-AS01	1532-SS10
SD0494	1532-AS02	1532-SS10
SD0495	1532-AS03	1532-SS10
SD0496	1532-AS04	1532-SS10
SD0497	1532-AS05	1532-SS10
SD0498	1532-AS06	1532-SS10
SD0499	1532-AS07	1532-SS10
SD0500	1532-AS08	1532-SS10
SD0501	1532-AS09	1532-SS10
SD0502	1532-AS10	1532-SS10
SD0503	1532-AS11	1532-SS10
SD0504	1532-AS12	1532-SS10
SD0505	1532-AS13	1532-SS10
SD0506	1532-AS00	1532-SS11
SD0507	1532-AS01	1532-SS11
SD0508	1532-AS02	1532-SS11
SD0509	1532-AS03	1532-SS11
SD0510	1532-AS04	1532-SS11
SD0511	1532-AS05	1532-SS11
SD0512	1532-AS06	1532-SS11
SD0513	1532-AS07	1532-SS11
SD0514	1532-AS08	1532-SS11
SD0515	1532-AS09	1532-SS11
SD0516	1532-AS10	1532-SS11
SD0517	1532-AS11	1532-SS11
SD0518	1532-AS12	1532-SS11
SD0519	1532-AS13	1532-SS11
SD0520	1532-AS00	1532-SS12
SD0521	1532-AS01	1532-SS12
SD0522	1532-AS02	1532-SS12
SD0523	1532-AS03	1532-SS12
SD0524	1532-AS04	1532-SS12
SD0525	1532-AS05	1532-SS12
SD0526	1532-AS06	1532-SS12
SD0527	1532-AS07	1532-SS12
SD0528	1532-AS08	1532-SS12
SD0529	1532-AS09	1532-SS12
SD0530	1532-AS10	1532-SS12

TABLE 3B-continued

LPA RNAi agent duplexes with Duplex ID numbers.		
Duplex ID	Antisense Strand ID	Sense Strand ID
SD0531	1532-AS11	1532-SS12
SD0532	1532-AS12	1532-SS12
SD0533	1532-AS13	1532-SS12
SD0534	1532-AS00	1532-SS13
SD0535	1532-AS01	1532-SS13
SD0536	1532-AS02	1532-SS13
SD0537	1532-AS03	1532-SS13
SD0538	1532-AS04	1532-SS13
SD0539	1532-AS05	1532-SS13
SD0540	1532-AS06	1532-SS13
SD0541	1532-AS07	1532-SS13
SD0542	1532-AS08	1532-SS13
SD0543	1532-AS09	1532-SS13
SD0544	1532-AS10	1532-SS13
SD0545	1532-AS11	1532-SS13
SD0546	1532-AS12	1532-SS13
SD0547	1532-AS13	1532-SS13
SD0548	1532-AS00	1532-SS14
SD0549	1532-AS01	1532-SS14
SD0550	1532-AS02	1532-SS14
SD0551	1532-AS03	1532-SS14
SD0552	1532-AS04	1532-SS14
SD0553	1532-AS05	1532-SS14
SD0554	1532-AS06	1532-SS14
SD0555	1532-AS07	1532-SS14
SD0556	1532-AS08	1532-SS14
SD0557	1532-AS09	1532-SS14
SD0558	1532-AS10	1532-SS14
SD0559	1532-AS11	1532-SS14
SD0560	1532-AS12	1532-SS14
SD0561	1532-AS13	1532-SS14
SD0562	1532-AS00	1532-SS15
SD0563	1532-AS01	1532-SS15
SD0564	1532-AS02	1532-SS15
SD0565	1532-AS03	1532-SS15
SD0566	1532-AS04	1532-SS15
SD0567	1532-AS05	1532-SS15
SD0568	1532-AS06	1532-SS15
SD0569	1532-AS07	1532-SS15
SD0570	1532-AS08	1532-SS15
SD0571	1532-AS09	1532-SS15
SD0572	1532-AS10	1532-SS15
SD0573	1532-AS11	1532-SS15
SD0574	1532-AS12	1532-SS15
SD0575	1532-AS13	1532-SS15
SD0576	1532-AS00	1532-SS16
SD0577	1532-AS01	1532-SS16
SD0578	1532-AS02	1532-SS16
SD0579	1532-AS03	1532-SS16
SD0580	1532-AS04	1532-SS16
SD0581	1532-AS05	1532-SS16
SD0582	1532-AS06	1532-SS16
SD0583	1532-AS07	1532-SS16
SD0584	1532-AS08	1532-SS16
SD0585	1532-AS09	1532-SS16
SD0586	1532-AS10	1532-SS16
SD0587	1532-AS11	1532-SS16
SD0588	1532-AS12	1532-SS16
SD0589	1532-AS13	1532-SS16
SD0590	1532-AS00	1532-SS17
SD0591	1532-AS01	1532-SS17
SD0592	1532-AS02	1532-SS17
SD0593	1532-AS03	1532-SS17
SD0594	1532-AS04	1532-SS17
SD0595	1532-AS05	1532-SS17
SD0596	1532-AS06	1532-SS17
SD0597	1532-AS07	1532-SS17
SD0598	1532-AS08	1532-SS17
SD0599	1532-AS09	1532-SS17
SD0600	1532-AS10	1532-SS17
SD0601	1532-AS11	1532-SS17
SD0602	1532-AS12	1532-SS17

TABLE 3B-continued

LPA RNAi agent duplexes with Duplex ID numbers.		
Duplex ID	Antisense Strand ID	Sense Strand ID
SD0603	1532-AS13	1532-SS17
SD0604	1532-AS00	1532-SS18
SD0605	1532-AS01	1532-SS18
SD0606	1532-AS02	1532-SS18
SD0607	1532-AS03	1532-SS18
SD0608	1532-AS04	1532-SS18
SD0609	1532-AS05	1532-SS18
SD0610	1532-AS06	1532-SS18
SD0611	1532-AS07	1532-SS18
SD0612	1532-AS08	1532-SS18
SD0613	1532-AS09	1532-SS18
SD0614	1532-AS10	1532-SS18
SD0615	1532-AS11	1532-SS18
SD0616	1532-AS12	1532-SS18
SD0617	1532-AS13	1532-SS18
SD0618	1532-AS00	1532-SS19
SD0619	1532-AS01	1532-SS19
SD0620	1532-AS02	1532-SS19
SD0621	1532-AS03	1532-SS19
SD0622	1532-AS04	1532-SS19
SD0623	1532-AS05	1532-SS19
SD0624	1532-AS06	1532-SS19
SD0625	1532-AS07	1532-SS19
SD0626	1532-AS08	1532-SS19
SD0627	1532-AS09	1532-SS19
SD0628	1532-AS10	1532-SS19
SD0629	1532-AS11	1532-SS19
SD0630	1532-AS12	1532-SS19
SD0631	1532-AS13	1532-SS19
SD0632	1532-AS00	1532-SS20
SD0633	1532-AS01	1532-SS20
SD0634	1532-AS02	1532-SS20
SD0635	1532-AS03	1532-SS20
SD0636	1532-AS04	1532-SS20
SD0637	1532-AS05	1532-SS20
SD0638	1532-AS06	1532-SS20
SD0639	1532-AS07	1532-SS20
SD0640	1532-AS08	1532-SS20
SD0641	1532-AS09	1532-SS20
SD0642	1532-AS10	1532-SS20
SD0643	1532-AS11	1532-SS20
SD0644	1532-AS12	1532-SS20
SD0645	1532-AS13	1532-SS20
SD0646	1532-AS00	1532-SS21
SD0647	1532-AS01	1532-SS21
SD0648	1532-AS02	1532-SS21
SD0649	1532-AS03	1532-SS21
SD0650	1532-AS04	1532-SS21
SD0651	1532-AS05	1532-SS21
SD0652	1532-AS06	1532-SS21
SD0653	1532-AS07	1532-SS21
SD0654	1532-AS08	1532-SS21
SD0655	1532-AS09	1532-SS21
SD0656	1532-AS10	1532-SS21
SD0657	1532-AS11	1532-SS21
SD0658	1532-AS12	1532-SS21
SD0659	1532-AS13	1532-SS21
SD0660	1532-AS00	1532-SS22
SD0661	1532-AS01	1532-SS22
SD0662	1532-AS02	1532-SS22
SD0663	1532-AS03	1532-SS22
SD0664	1532-AS04	1532-SS22
SD0665	1532-AS05	1532-SS22
SD0666	1532-AS06	1532-SS22
SD0667	1532-AS07	1532-SS22
SD0668	1532-AS08	1532-SS22
SD0669	1532-AS09	1532-SS22
SD0670	1532-AS10	1532-SS22
SD0671	1532-AS11	1532-SS22
SD0672	1532-AS12	1532-SS22
SD0673	1532-AS13	1532-SS22
SD0674	1532-AS00	1532-SS23

TABLE 3B-continued

LPA RNAi agent duplexes with Duplex ID numbers.		
Duplex ID	Antisense Strand ID	Sense Strand ID
SD0675	1532-AS01	1532-SS23
SD0676	1532-AS02	1532-SS23
SD0677	1532-AS03	1532-SS23
SD0678	1532-AS04	1532-SS23
SD0679	1532-AS05	1532-SS23
SD0680	1532-AS06	1532-SS23
SD0681	1532-AS07	1532-SS23
SD0682	1532-AS08	1532-SS23
SD0683	1532-AS09	1532-SS23
SD0684	1532-AS10	1532-SS23
SD0685	1532-AS11	1532-SS23
SD0686	1532-AS12	1532-SS23
SD0687	1532-AS13	1532-SS23
SD0688	1532-AS00	1532-SS24
SD0689	1532-AS01	1532-SS24
SD0690	1532-AS02	1532-SS24
SD0691	1532-AS03	1532-SS24
SD0692	1532-AS04	1532-SS24
SD0693	1532-AS05	1532-SS24
SD0694	1532-AS06	1532-SS24
SD0695	1532-AS07	1532-SS24
SD0696	1532-AS08	1532-SS24
SD0697	1532-AS09	1532-SS24
SD0698	1532-AS10	1532-SS24
SD0699	1532-AS11	1532-SS24
SD0700	1532-AS12	1532-SS24
SD0701	1532-AS13	1532-SS24
SD0702	1532-AS14	1532-SS00
SD0703	1532-AS15	1532-SS00
SD0704	1532-AS16	1532-SS00
SD0705	1532-AS17	1532-SS00
SD0706	1532-AS18	1532-SS00
SD0707	1532-AS19	1532-SS00
SD0708	1532-AS20	1532-SS00
SD0709	1532-AS21	1532-SS00
SD0710	1532-AS22	1532-SS00
SD0711	1532-AS23	1532-SS00
SD0712	1532-AS24	1532-SS00
SD0713	1532-AS25	1532-SS00
SD0714	1532-AS26	1532-SS00
SD0715	1532-AS27	1532-SS00

**[0075]** In some embodiments, an LPA RNAi agent comprises an antisense strand comprising the nucleotide sequence of SEQ ID NO:1242 (TCGUAUAACAAUAAGGGG). In some embodiments, an LPA RNAi agent comprises an antisense strand comprising the nucleotide sequence of SEQ ID NO:1244 (UCGUAUAACAAUAAGGGG). In some embodiments, an LPA RNAi agent comprises an antisense strand comprising the nucleotide sequence of SEQ ID NO:1246 (UCGUAUAACAAUAAGGG). In some embodiments, an LPA RNAi agent comprises an antisense strand comprising the nucleotide sequence of SEQ ID NO:1248 (TGAGAAUGAGCCUCGAUAA). In some embodiments, an LPA RNAi agent comprises an antisense strand comprising the nucleotide sequence of SEQ ID NO:1250 (UGA-GAAUGAGCCUCGAUA). In some embodiments, an LPA RNAi agent comprises an antisense strand comprising the nucleotide sequence of SEQ ID NO:1252 (UGA-GAAUGAGCCUCGAU). In some embodiments, an LPA RNAi agent comprises an antisense strand comprising the nucleotide sequence of SEQ ID NO:1254 (UGUAUAACAAUAAGGGG). In some embodiments, an LPA RNAi agent comprises an antisense strand comprising the nucleotide sequence of SEQ ID NO:1280

(CGUAUAACAAUAAGGGGC). In some embodiments, an LPA RNAi agent comprises an antisense strand comprising the nucleotide sequence of SEQ ID NO:1281 (GAGAAUGAGCCUCGAUAA). In some embodiments, an LPA RNAi agent comprises an antisense strand comprising the nucleotide sequence of SEQ ID NO:1282 (UCGUUAACAAUAAGGGGC). In some embodiments, an LPA RNAi agent comprises an antisense strand comprising the nucleotide sequence of SEQ ID NO:1283 (UGAGAAUGAGCCUCGAUAA). In some embodiments, one or more of the nucleotides is modified.

**[0076]** In some embodiments, an LPA RNAi agent comprises a sense strand comprising the nucleotide sequence of SEQ ID NO:1243 (GCCCCUUAUUGUUAUACGA). In some embodiments, an LPA RNAi agent comprises a sense strand comprising the nucleotide sequence of SEQ ID NO:1245 (CCCCUUAUUGUUAUACGA). In some embodiments, an LPA RNAi agent comprises a sense strand comprising the nucleotide sequence of SEQ ID NO:1247 (CCCUUAUUGUUAUACGA). In some embodiments, an LPA RNAi agent comprises a sense strand comprising the nucleotide sequence of SEQ ID NO:1249 (UUAUCGAGGCUCAUUCUCA). In some embodiments, an LPA RNAi agent comprises a sense strand comprising the nucleotide sequence of SEQ ID NO:1251 (UAUCGAGGCUCAUUCUCA). In some embodiments, an LPA RNAi agent comprises a sense strand comprising the nucleotide sequence of SEQ ID NO:1253 (AUCGAGGCUCAUUCUCA). In some embodiments, an LPA RNAi agent comprises a sense strand comprising the nucleotide sequence of SEQ ID NO:1255 (CCCCUUAUUGUUAUACA). In some embodiments, an LPA RNAi agent comprises a sense strand comprising the nucleotide sequence of SEQ ID NO:1284 (GCCCUUAUUGUUAUACG). In some embodiments, an LPA RNAi agent comprises a sense strand comprising the nucleotide sequence of SEQ ID NO:1285 (UUAUCGAGGCUCAUUCUC). In some embodiments, one or more of the nucleotides is modified.

**[0077]** In some embodiments, an LPA RNAi agent comprises an antisense strand comprising the nucleotide sequence of SEQ ID NO:1242 and a sense strand comprising the nucleotide sequence of SEQ ID NO:1243. In some embodiments, an LPA RNAi agent comprises an antisense strand comprising the nucleotide sequence of SEQ ID NO:1244 and a sense strand comprising the nucleotide sequence of SEQ ID NO:1245. In some embodiments, an LPA RNAi agent comprises an antisense strand comprising the nucleotide sequence of SEQ ID NO:1246 and a sense strand comprising the nucleotide sequence of SEQ ID NO:1247. In some embodiments, an LPA RNAi agent comprises an antisense strand comprising the nucleotide sequence of SEQ ID NO:1248 and a sense strand comprising the nucleotide sequence of SEQ ID NO:1249. In some embodiments, an LPA RNAi agent comprises an antisense strand comprising the nucleotide sequence of SEQ ID NO:1250 and a sense strand comprising the nucleotide sequence of SEQ ID NO:1251. In some embodiments, an LPA RNAi agent comprises an antisense strand comprising the nucleotide sequence of SEQ ID NO:1252 and a sense strand comprising the nucleotide sequence of SEQ ID NO:1253. In some embodiments, an LPA RNAi agent comprises an antisense strand comprising the nucleotide sequence of SEQ ID NO:1254 and sense strand comprising the nucleotide sequence of SEQ ID NO:1255. In some

embodiments, an LPA RNAi agent comprises an antisense strand comprising the nucleotide sequence of SEQ ID NO:1280 and a sense strand comprising the nucleotide sequence of SEQ ID NO:1284. In some embodiments, an LPA RNAi agent comprises an antisense strand comprising the nucleotide sequence of SEQ ID NO:1281 and a sense strand comprising the nucleotide sequence of SEQ ID NO:1285. In some embodiments, an LPA RNAi agent comprises an antisense strand comprising the nucleotide sequence of SEQ ID NO:1282 and a sense strand comprising the nucleotide sequence of SEQ ID NO:1259. In some embodiments, an LPA RNAi agent comprises an antisense strand comprising the nucleotide sequence of SEQ ID NO:1283 and a sense strand comprising the nucleotide sequence of SEQ ID NO:1249. In some embodiments, one or more of the nucleotides is modified.

**[0078]** In some embodiments, an LPA RNAi agent comprises an antisense strand comprising the nucleotide sequence of SEQ ID NO. 156, 164, or 188. In some embodiments, an LPA RNAi agent comprises a sense strand comprising the nucleotide sequence of SEQ ID NO. 310, 357, 384, or 376. In some embodiments, an LPA RNAi agent comprises an antisense strand and a sense strand comprising the nucleotide sequences of SEQ ID NOs:156/310, SEQ ID NOs:164/357, SEQ ID NOs:188/384, SEQ ID NOs:164/376, or SEQ ID NOs:164/384. In some embodiments, one or more of the nucleotides is modified.

**[0079]** In some embodiments, an LPA RNAi agent comprises an antisense strand comprising the nucleotide sequence of SEQ ID NO. 637, 709, 790, 787, or 788. In some embodiments, an LPA RNAi agent comprises a sense strand comprising the nucleotide sequence of SEQ ID NO:1132, 1135, 1189, 1191, or 1186. In some embodiments, an LPA RNAi agent comprises an antisense strand and a sense strand comprising the nucleotide sequences of SEQ ID NOs:637/1132, SEQ ID NOs:709/1135, SEQ ID NOs:790/1189, SEQ ID NOs:787/1191, or SEQ ID NOs:788/1186.

**[0080]** In some embodiments, an LPA RNAi agent comprises SEQ ID NO. 637, 709, 790, 787, or 788. In some embodiments, an LPA RNAi agent comprises SEQ ID NO:1132, 1135, 1189, 1191, or 1186. In some embodiments, an LPA RNAi agent comprises SEQ ID NOs:637/1132, SEQ ID NOs:709/1135, SEQ ID NOs:790/1189, SEQ ID NOs:787/1191, or SEQ ID NOs:788/1186.

**[0081]** In some embodiments, an LPA RNAi agent consists of SEQ ID NO. 637, 709, 790, 787, or 788. In some embodiments, an LPA RNAi agent consists of SEQ ID NO:1132, 1135, 1189, 1191, or 1186. In some embodiments, an LPA RNAi agent consists of SEQ ID NOs:637/1132, SEQ ID NOs:709/1135, SEQ ID NOs:790/1189, SEQ ID NOs:787/1191, or SEQ ID NOs:788/1186.

**[0082]** In some embodiments, an LPA RNAi agent comprises an antisense strand and a sense strand having the nucleotide sequences of any of the antisense strand/sense strand duplexes of Table 3A or 3B.

**[0083]** In some embodiments, an LPA RNAi agent comprises an antisense strand and a sense strand having the nucleotide sequences of any of the antisense strand/sense strand duplexes of Table 3A or 3B, and further comprises an asialoglycoprotein receptor ligand targeting group.

**[0084]** In some embodiments, an LPA RNAi agent comprises an antisense strand and a sense strand having the nucleotide sequences of any of the antisense strand/sense strand duplexes of Table 3A or 3B, and further comprises a

targeting group selected from the group consisting of (C11-PEG3-NAG3), (C11-PEG5-NAG5), (C6-PEG4-NAG3), (NAG 3), (NAG4), (NAG5-1AA2), (NAG5-Palm), (NAG13), (NAG18), (NAG24), (NAG25), (NAG25)s, (NAG26), (NAG27), (NAG28), (NAG29), (NAG30), (NAG30)s, (NAG31), (NAG13), (NAG31s), (NAG32), (NAG33), (NAG34), (NAG35), (NAG36), and (NAG37).

**[0085]** In some embodiments, an LPA RNAi agent comprises an antisense strand and a sense strand having the modified nucleotide sequences of any of the antisense strand/sense strand duplexes of Table 3A or 3B.

**[0086]** In some embodiments, an LPA RNAi agent comprises an antisense strand and a sense strand having the modified nucleotide sequences of any of the antisense strand/sense strand duplexes of Table 3A or 3B, and further comprises an asialoglycoprotein receptor ligand targeting group.

**[0087]** In some embodiments, an LPA RNAi agent comprises an antisense strand and a sense strand having the modified nucleotide sequences of any of the antisense strand/sense strand duplexes of Table 3A or 3B, and further comprises a targeting group selected from the group consisting of (C11-PEG5-NAG5), (C11-PEG5-NAG5), (C6-PEG4-NAG3), (NAG 3), (NAG4), (NAG3-AA2), (NAG5-Palm), (NAG13), (NAG18), (NAG24), (NAG25), (NAG25)s, (NAG26), (NAG27), (NAG28), (NAG29), (NAG30), (NAG30)s, (NAG31), (NAG13), (NAG31s), (NAG32), (NAG33), (NAG34), (NAG35), (NAG36), and (NAG37).

**[0088]** In some embodiments, an LPA RNAi agent comprises any of the duplexes of Table 3A or 3B.

**[0089]** In some embodiments, an LPA RNAi agent consists of any of the duplexes of Table 3A or 3B.

**[0090]** In some embodiments, an LPA RNAi agent comprises an antisense strand and a sense strand having the nucleotide sequences AD03460, AD03536, AD03581, AD03583, AD3847, or AD04110.

**[0091]** In some embodiments, an LPA RNAi agent comprises an antisense strand and a sense strand having the nucleotide sequences AD03460, AD03536, AD03581, AD03583, AD3847, or AD04110, and further comprises an asialoglycoprotein receptor ligand targeting group.

**[0092]** In some embodiments, an LPA RNAi agent comprises an antisense strand and a sense strand having the nucleotide sequences AD03460, AD03536, AD03581, AD03583, AD3847, or AD04110, and further comprises a targeting group selected from the group consisting of (C11-PEG5-NAG5), (C11-PEG5-NAG5), (C6-PEG4-NAG3), (NAG 3), (NAG4), (NAG3-AA2), (NAG5-Palm), (NAG13), (NAG18), (NAG24), (NAG25), (NAG25)s, (NAG26), (NAG27), (NAG28), (NAG29), (NAG30), (NAG30)s, (NAG31), (NAG13), (NAG31s), (NAG32), (NAG33), (NAG34), (NAG35), (NAG36), and (NAG37).

**[0093]** In some embodiments, an LPA RNAi agent comprises an antisense strand and a sense strand having the modified nucleotide sequences AD03460, AD03536, AD03581, AD03583, AD3847, or AD04110.

**[0094]** In some embodiments, an LPA RNAi agent comprises an antisense strand and a sense strand having the modified nucleotide sequences AD03460, AD03536, AD03581, AD03583, AD3847, or AD04110, and further comprises an asialoglycoprotein receptor ligand targeting group.

**[0095]** In some embodiments, an LPA RNAi agent comprises an antisense strand and a sense strand having the

modified nucleotide sequences AD03460, AD03536, AD03581, AD03583, AD3847, or AD04110, and further comprises a targeting group selected from the group consisting of (C11-PEG5-NAG5), (C11-PEG5-NAG5), (C6-PEG4-NAG3), (NAG5), (NAG4), (NAG3-AA2), (NAG5-Palm), (NAG13), (NAG18), (NAG24), (NAG25), (NAG25)s, (NAG26), (NAG27), (NAG28), (NAG29), (NAG30), (NAG30)s, (NAG31), (NAG13), (NAG31s), (NAG32), (NAG33), (NAG34), (NAG35), (NAG36), and (NAG37).

**[0096]** In some embodiments, an LPA RNAi agent comprises AD03460, AD03536, AD03581, AD03583, AD3847, or AD04110.

**[0097]** In some embodiments, an LPA RNAi agent consists of AD03460, AD03536, AD03581, AD03583, AD3847, or AD04110.

#### Non-Nucleotide Group

**[0098]** In some embodiments, an LPA RNAi agent contains or is conjugated to one or more non-nucleotide groups including, but not limited to a targeting group, linking group, delivery polymer, or a delivery vehicle. The non-nucleotide group can enhance targeting, delivery or attachment of the RNAi agent. Examples of targeting groups and linking groups are provided in Table 4. The non-nucleotide group can be covalently linked to the 3' and/or 5' end of either the sense strand and/or the antisense strand. In some embodiments, an LPA RNAi agent contains a non-nucleotide group linked to the 3' and/or 5' end of the sense strand. In some embodiments a non-nucleotide group is linked to the 5' end of an LPA RNAi agent sense strand. A non-nucleotide group may be linked directly or indirectly to the RNAi agent via a linker/linking group. In some embodiments a non-nucleotide group is linked to the RNAi agent via a labile, cleavable, or reversible bond or linker.

**[0099]** In some embodiments, a non-nucleotide group enhances the pharmacokinetic or biodistribution properties of an RNAi agent or conjugate to which it is attached to improve cell- or tissue-specific distribution and cell-specific uptake of the conjugate. In some embodiments, a non-nucleotide group enhances endocytosis of the RNAi agent.

#### Targeting Group

**[0100]** A targeting group can be monovalent, divalent, trivalent, tetravalent, or have higher valency. Representative targeting groups include, without limitation, compounds with affinity to cell surface molecule, cell receptor ligands, hapten, antibodies, monoclonal antibodies, antibody fragments, and antibody mimics with affinity to cell surface molecules. In some embodiments, a targeting group is linked to an RNAi agent using a linker, such as a PEG linker or one, two, or three abasic and/or ribitol groups. In some embodiments, a targeting group comprises a galactose cluster.

**[0101]** The LPA RNAi agents described herein may be synthesized having a reactive group, such as an amine group, at the 5'-terminus. The reactive group may be used to subsequently attach a targeting moiety using methods typical in the art.

**[0102]** In some embodiments, a targeting group comprises an asialoglycoprotein receptor ligand. In some embodiments, an asialoglycoprotein receptor ligand includes or consists of one or more galactose derivatives or galactose clusters. As used herein, the term galactose derivative includes both galactose and derivatives of galactose having

affinity for the asialoglycoprotein receptor that is equal to or greater than that of galactose. Galactose derivatives include, but are not limited to: galactose, galactosamine, N-formyl-galactosamine, N-acetyl-galactosamine, N-propionyl-galactosamine, N-n-butanoyl-galactosamine, and N-iso-butanoyl-galactos-amine (see for example: Iobst, S. T. and Drickamer, K. *J.B.C.* 1996, 271, 6686). Galactose derivatives and galactose clusters that are useful for in vivo targeting of oligonucleotides and other molecules to the liver are known in the art (see, for example, Baenziger and Fiete, 1980, *Cell*, 22, 611-620; Connolly et al., 1982, *J. Biol. Chem.*, 257, 939-945). Galactose derivatives have been used to target molecules to hepatocytes in vivo through their binding to the asialoglycoprotein receptor (ASGPr) expressed on the surface of hepatocytes. Binding of ASGPr ligands to the ASGPr(s) facilitates cell-specific targeting to hepatocytes and endocytosis of the molecule into hepatocytes. The galactose cluster may be attached to the 3' or 5' end of the RNAi polynucleotide using methods known in the art.

**[0103]** As used herein, a galactose cluster comprises a molecule having two to four terminal galactose derivatives. A terminal galactose derivative is attached to a molecule through its C-1 carbon. In some embodiments, the galactose cluster is a galactose derivative trimer, tri-antennary galactose derivative, or tri-valent galactose derivative. In some embodiments, the galactose cluster is comprises N-acetyl-galactosamines (GalNAc). In some embodiments, the galactose cluster comprises a tri-valent N-acetyl-galactosamine. In some embodiments, the galactose cluster is a galactose derivative tetramer, tetra-antennary galactose derivative, or tetra-valent galactose derivative. In some embodiments, the galactose cluster comprises a tetra-valent N-acetyl-galactosamine

**[0104]** As used herein, a galactose trimer contains three galactose derivatives, each linked to a central branch point. As used herein, a galactose derivative tetramer contains four galactose derivatives, each linked to a central branch point. The galactose derivatives can be attached to the central branch point through the C-1 carbons of the saccharides. In some embodiments, the galactose derivatives are linked to the branch point via linkers or spacers. In some embodiments, the linker or spacer is a flexible hydrophilic spacer, such as a PEG group (see, for example, U.S. Pat. No. 5,885,968; Biessen et al. *J. Med. Chem.* 1995 Vol. 39 p. 1538-1546). In some embodiments, the PEG spacer is a PEG<sub>3</sub> spacer. The branch point can be any small molecule which permits attachment of the three galactose derivatives and further permits attachment of the branch point to the RNAi agent. An example of branch point group is a di-lysine or di-glutamate. Attachment of the branch point to the RNAi agent can occur through a linker or spacer. In some embodiments, the linker or spacer comprises a flexible hydrophilic spacer, such as, but not limited to: a PEG spacer. In some embodiments, a PEG spacer is a PEG<sub>3</sub> spacer (three ethylene units). In other embodiments, the PEG spacer has 1 to 20 ethylene units (PEG<sub>1</sub> to PEG<sub>20</sub>). In some embodiments, a galactose derivative comprises an N-acetylgalactosamine (GalNAc or NAG). In some embodiments, the galactose cluster is comprised of a galactose derivative tetramer, which can be, for example, an N-acetyl-galactosamine tetramer.

**[0105]** In some embodiments, pharmaceutical compositions for delivering an LPA RNAi agent to a liver cell in vivo are described. Such pharmaceutical compositions can

include, for example, an LPA RNAi agent conjugated to a galactose cluster. In some embodiments, the galactose cluster is comprised of a galactose derivative trimer, which can be, for example, an N-acetyl-galactosamine trimer, or galactose derivative tetramer, which can be, for example, an N-acetyl-galactosamine tetramer.

**[0106]** Targeting groups include, but are not limited to, (Chol-TEG), (TEG-Chol), (C11-PEG5-NAG5), (C<sub>m</sub>-PEG<sub>n</sub>-NAG3), (C<sub>x</sub>-PEG<sub>z</sub>-NAG3), (NAG 3), (NAG4), (NAG3-AA2), (NAG3-Palm), (NAG13), (NAG18), (NAG24), (NAG25), (NAG25)<sub>s</sub>, (NAG26), (NAG27), (NAG28), (NAG29), (NAG30), (NAG30)<sub>s</sub>, (NAG31), (NAG13), (NAG31)<sub>s</sub>, (NAG32), (NAG33), (NAG34), (NAG35), (NAG36), and (NAG37).

#### Linking Group

**[0107]** In some embodiments, a linking group is conjugated to the RNAi agent. The linking group facilitates covalent linkage of the agent to a targeting group or delivery polymer or delivery vehicle. The linking group can be linked to the 3' or the 5' end of the RNAi agent sense strand or antisense strand. In some embodiments, the linking group is linked to the RNAi agent sense strand. In some embodiments, the linking group is conjugated to the 5' or 3' end of an RNAi agent sense strand. In some embodiments a linking group is conjugated to the 5' end of an RNAi agent sense strand. Examples of linking groups, include, but are not limited to: Alk-SMPT-C6, Alk-SS-C6, DBCO-TEG, Me-Alk-SS-C6, and C6-SS-Alk-Me, reactive groups such as primary amines and alkynes, alkyl groups, abasic ribose, ribitol, and/or PEG groups.

**[0108]** A linker or linking group is a connection between two atoms that links one chemical group (such as an RNAi agent) or segment of interest to another chemical group (such as a targeting group or delivery polymer) or segment of interest via one or more covalent bonds. A labile linkage contains a labile bond. A linkage may optionally include a spacer that increases the distance between the two joined atoms. A spacer may further add flexibility and/or length to the linkage. Spacers may include, but are not be limited to, alkyl groups, alkenyl groups, alkynyl groups, aryl groups, aralkyl groups, aralkenyl groups, and aralkynyl groups; each of which can contain one or more heteroatoms, heterocycles, amino acids, nucleotides, and saccharides. Spacer groups are well known in the art and the preceding list is not meant to limit the scope of the description.

**[0109]** Linking groups include, but are not limited to, Alkyl, PEG, (C6-PEG<sub>n</sub>-Alk), (C<sub>n</sub>-SMPT-Alk), and (C<sub>n</sub>-SS-Alk-Me).

**[0110]** Any of the LPA RNAi agents listed in Tables 2A and 2B which contains a 3' or 5' targeting group or linking group, may alternatively contain no 3' or 5' targeting group or linking group, or may contain a different 3' or 5' targeting group or linking group including, but not limited to, those depicted in Table 4. Any of the LPA RNAi agent nucleotide sequences listed in Tables 1, 2A and 2B, whether modified or unmodified, may contain 3' or 5' targeting group or linking group, including, but not limited to, those depicted in Table 4. Any of the LPA RNAi agent duplexes listed in Tables 3A and 3B, whether modified or unmodified, may further comprise a targeting group or linking group, including, but not limited to, those depicted in Table 4, and the targeting group or linking group may be attached to the 3' or 5' terminus of either the sense strand or the antisense strand of the LPA RNAi agent duplex.

TABLE 4

Structures representing various modified nucleotides, targeting groups, and linking groups.

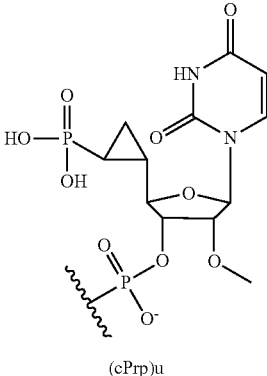
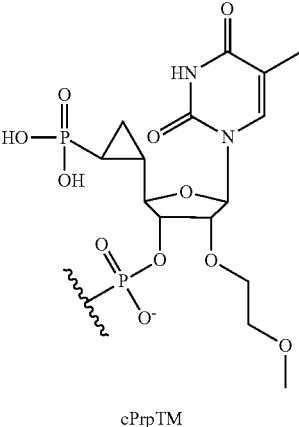
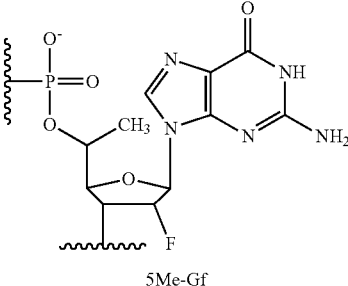
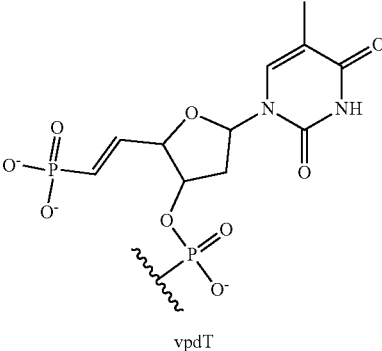
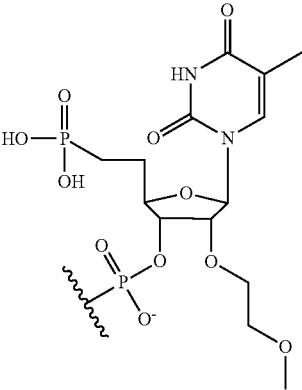
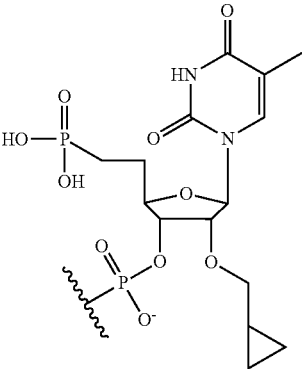


TABLE 4-continued

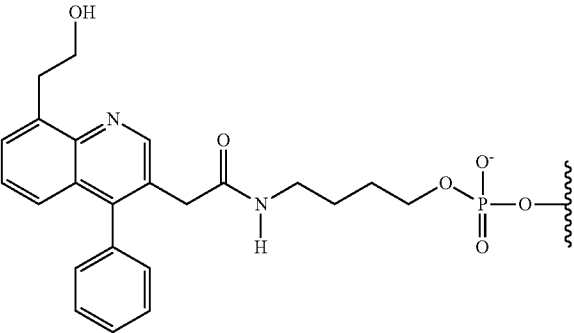
Structures representing various modified nucleotides, targeting groups, and linking groups.



epTM



epTcPr

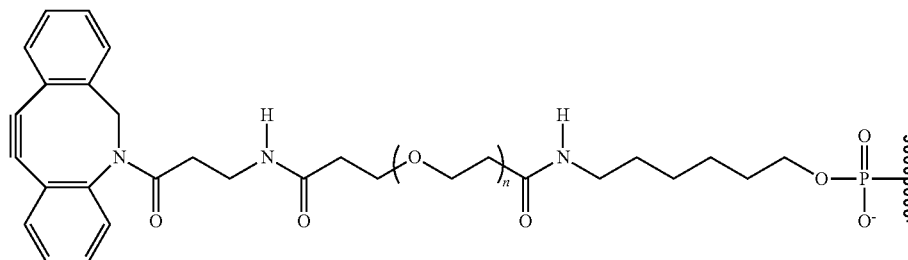


(PAZ)

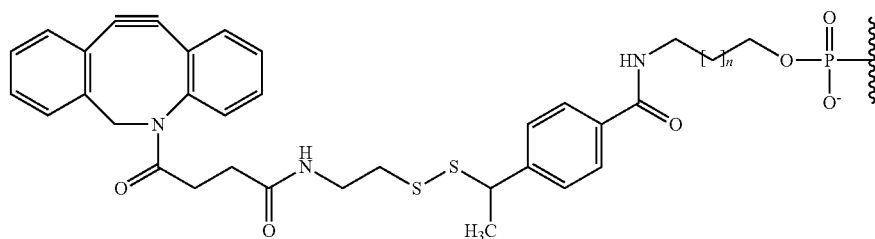


TABLE 4-continued

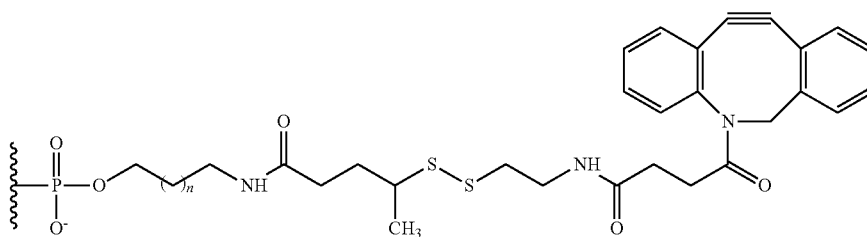
Structures representing various modified nucleotides, targeting groups, and linking groups.



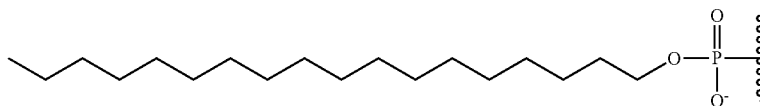
(Alk-PEG<sub>n</sub>-C6) or (C6-PEG<sub>n</sub>-Alk), wherein n = 1 = 12  
In some embodiments, n = 5 (e.g., (Alk-PEG5-C6)).



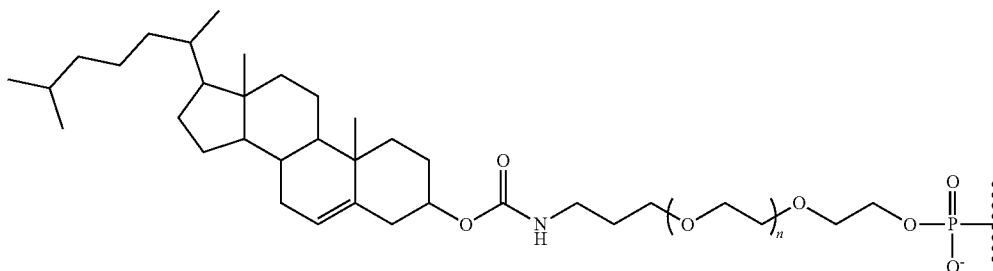
(C<sub>n</sub>-SMPT-Alk) or (Alk-SMPT-C<sub>n</sub>), wherein n = 1-10,  
In some embodiments, n = 4 (e.g., (C6-SMPT-Alk)).



(C<sub>n</sub>-SS-Alk-Me) or ((Me-Alk-SS-C<sub>n</sub>); wherein n = 1-10  
In some embodiments, n = 4 (e.g., (C6-SS-Alk-Me)).



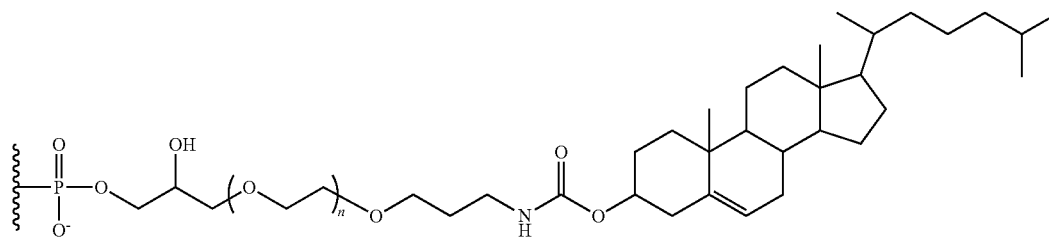
(Stearyl)



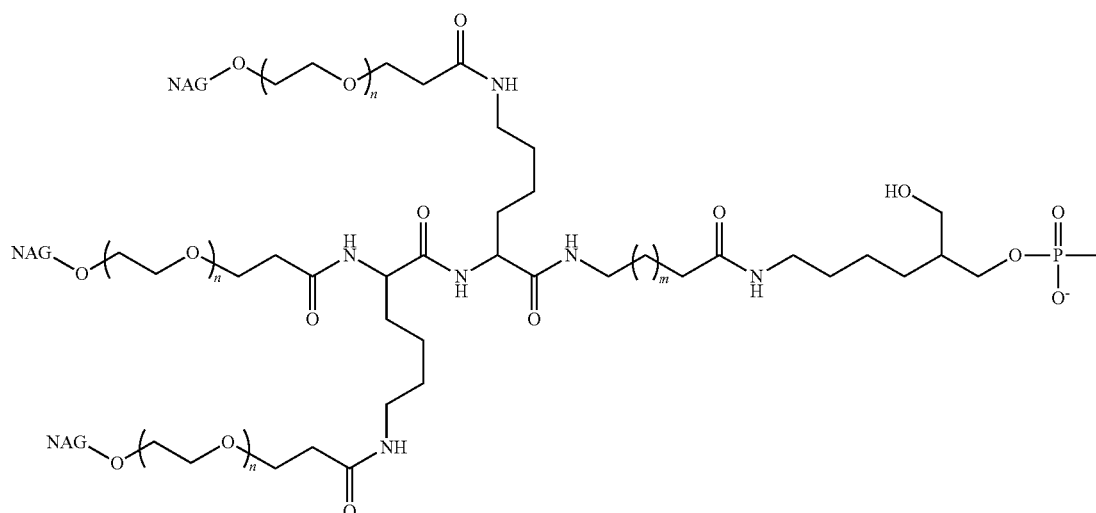
(Chol-TEG), wherein n = 1-10  
In some embodiments, n = 2.

TABLE 4-continued

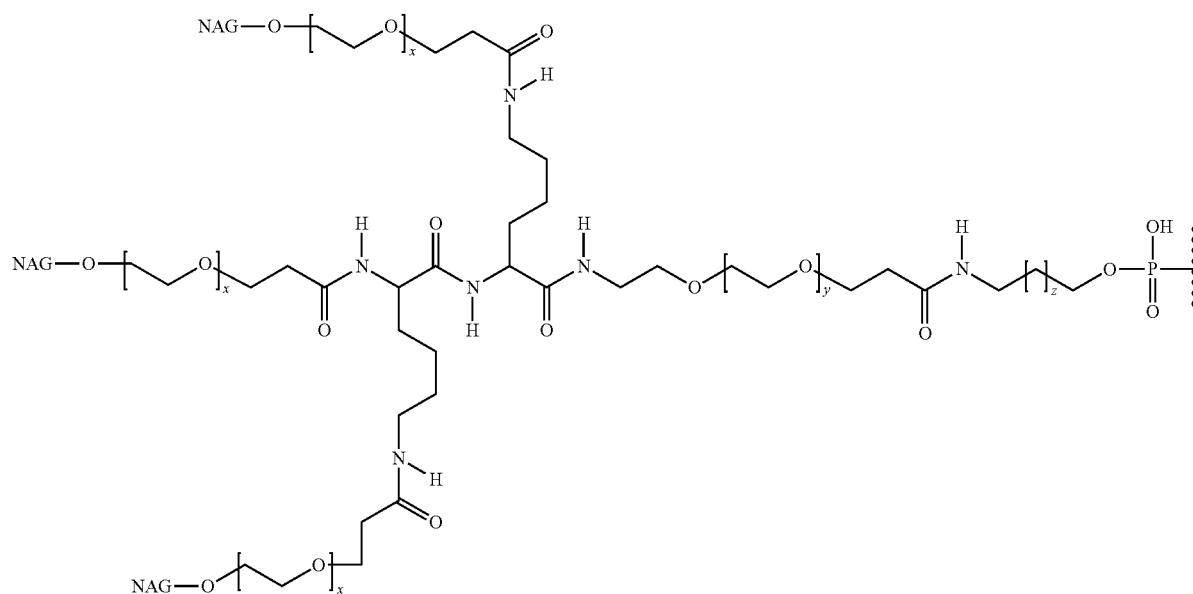
Structures representing various modified nucleotides, targeting groups, and linking groups.



(TEG-Chol), wherein  $n = 1-10$   
In some embodiments,  $n = 3$ .



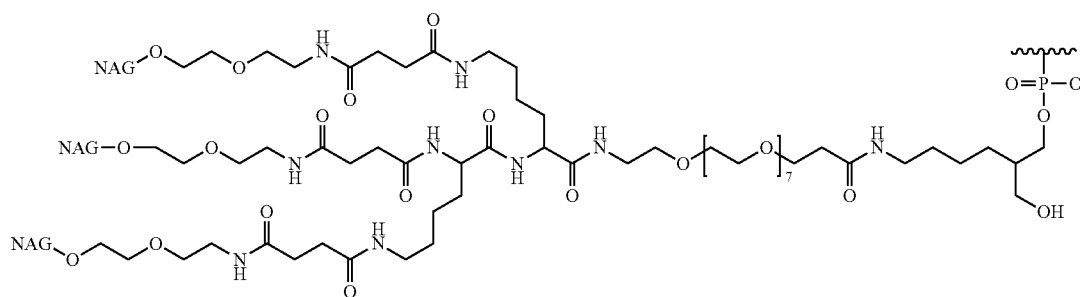
(NAG3-PEG $_n$ -C $_m$ ) or (C $_m$ -PEG $_n$ -NAG3), wherein  $n = 1-6$  and  $m = 1-12$   
In some embodiments,  $n = 3$  and  $m = 9$  (e.g., (C11-PEG3-NAG3))



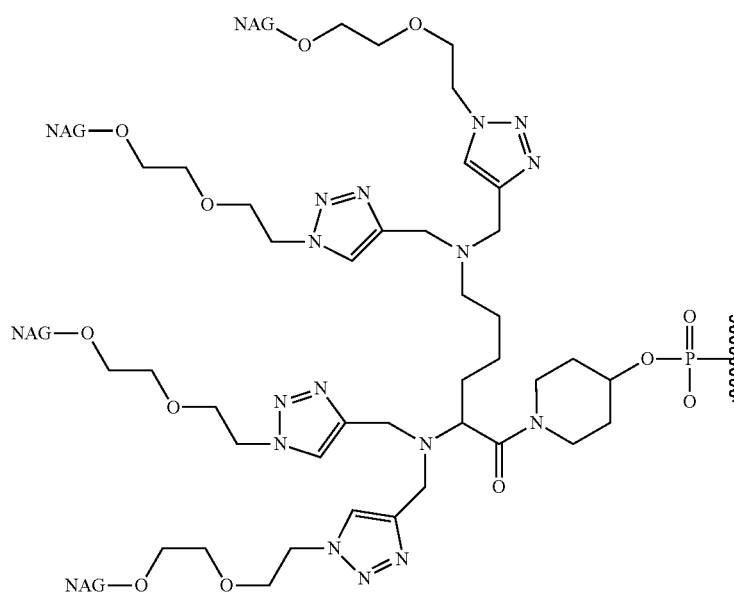
(C $_x$ -PEG $_z$ -NAG3), wherein  $x = 1-10$ ,  $y = 1-10$ , and  $z = 1-10$   
In some embodiments,  $x = 3$ ,  $y = 3$ , and  $z = 4$  (C6-PEG4-NAG3)

TABLE 4-continued

Structures representing various modified nucleotides, targeting groups, and linking groups.



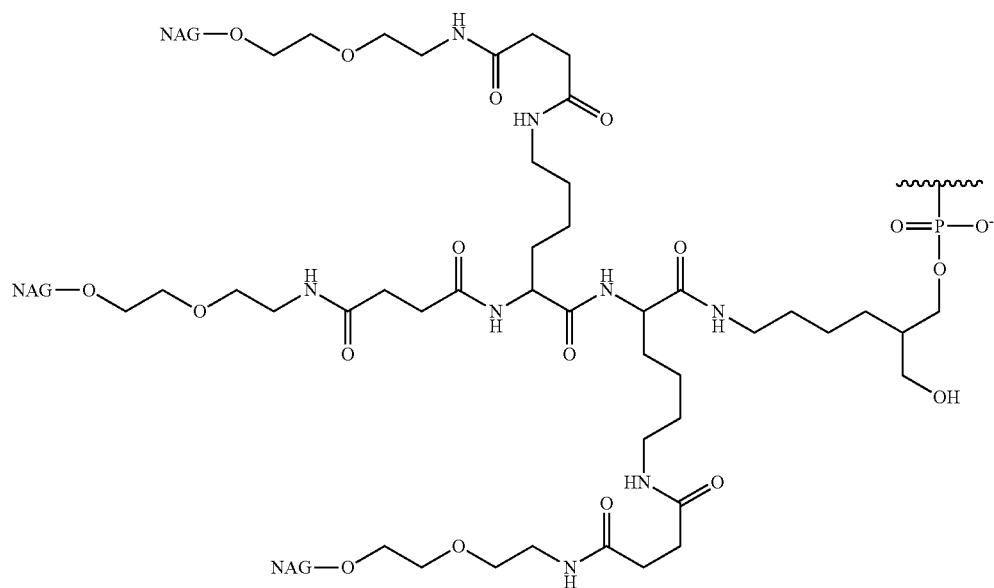
(NAG 3)



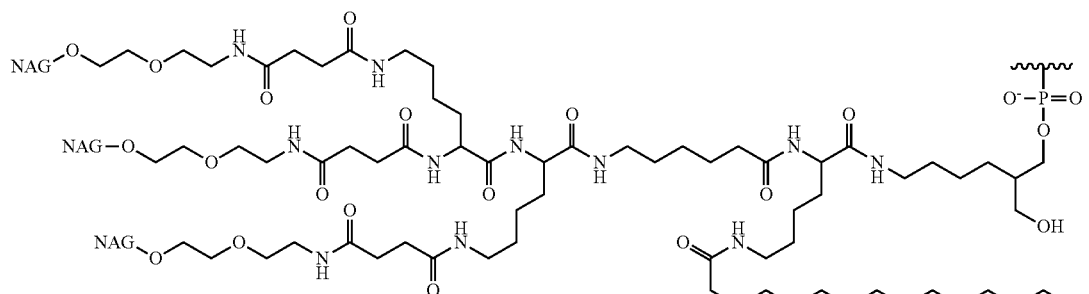
(NAG4)

TABLE 4-continued

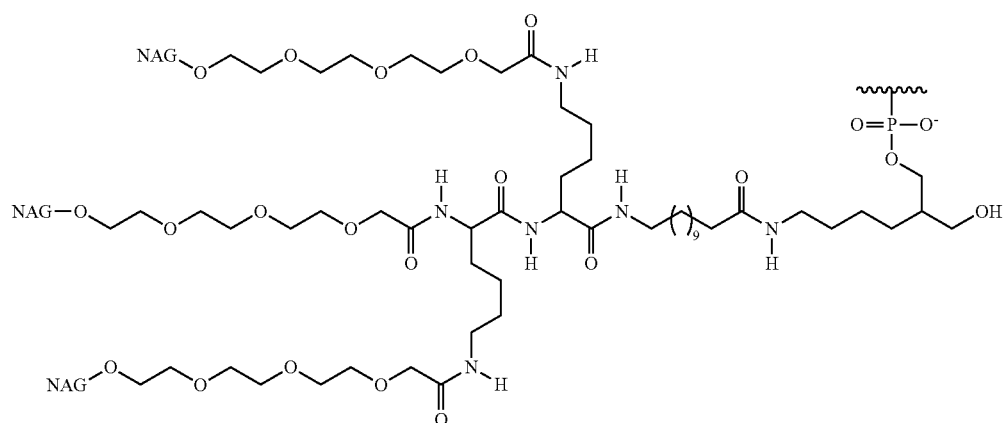
Structures representing various modified nucleotides, targeting groups, and linking groups.



(NAG3-AA2)



(NAG3-Palm)



(NAG13)



TABLE 4-continued

Structures representing various modified nucleotides, targeting groups, and linking groups.

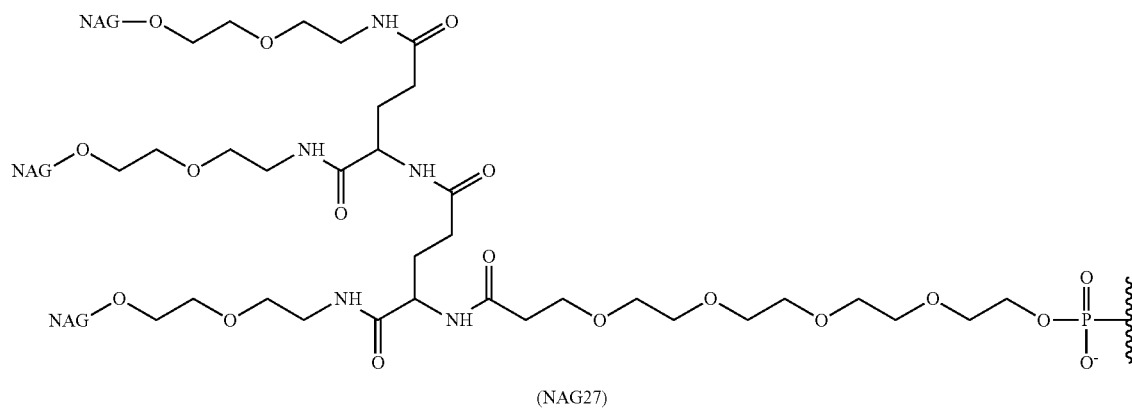
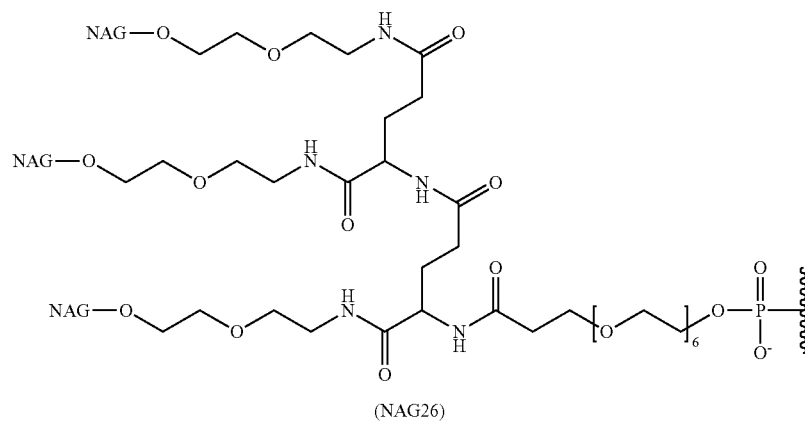
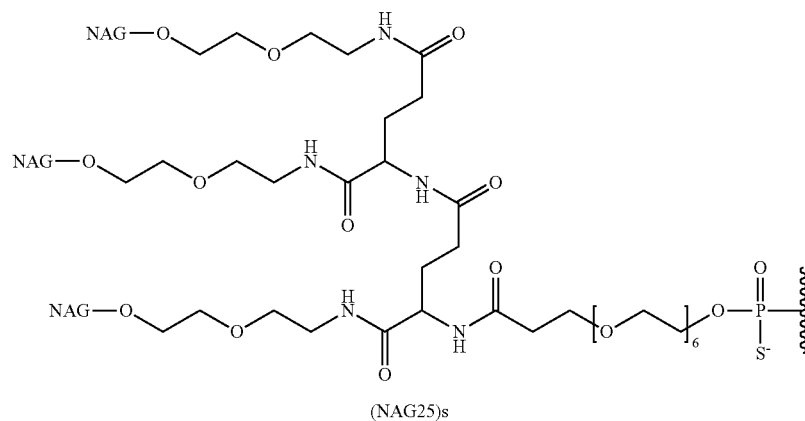
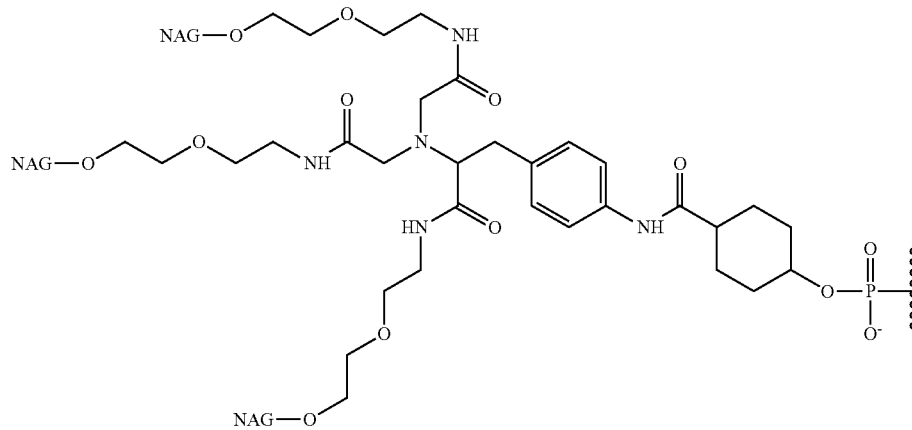
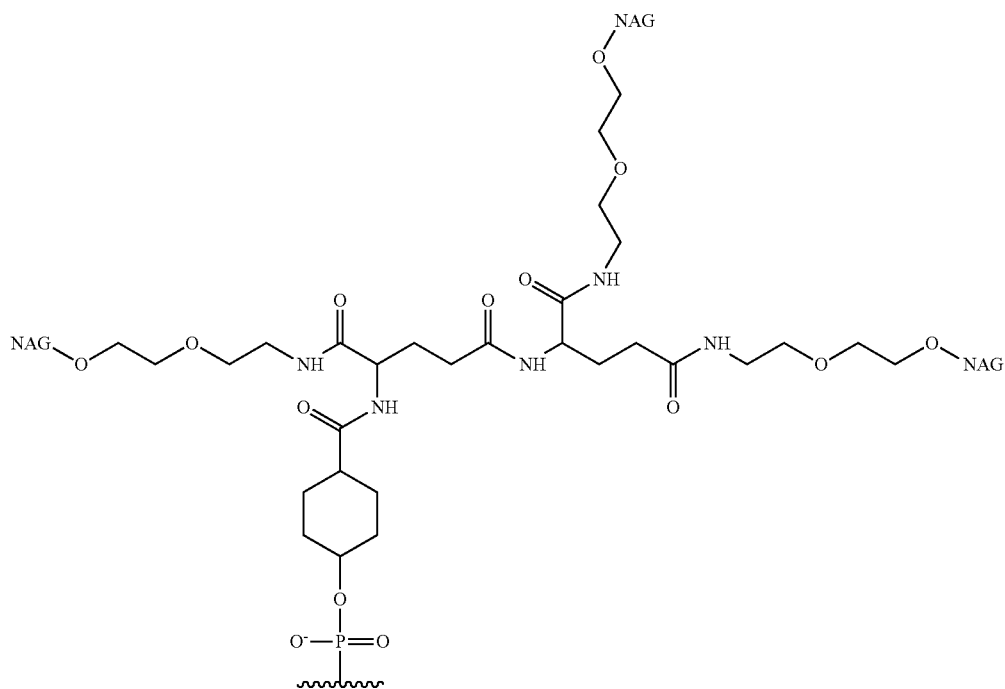


TABLE 4-continued

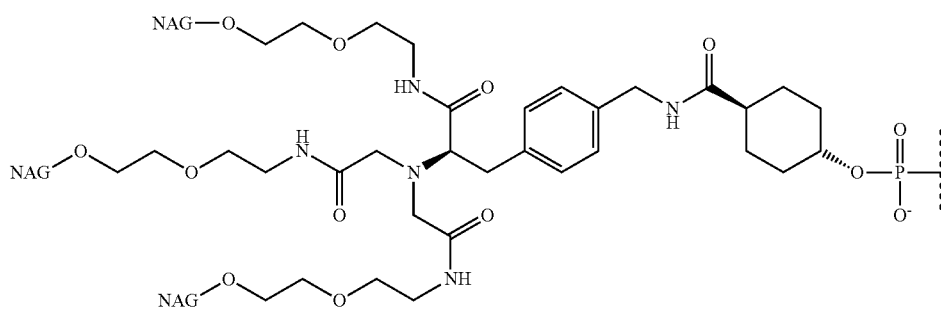
Structures representing various modified nucleotides, targeting groups, and linking groups.



(NAG28)



(NAG29)



(NAG30)

TABLE 4-continued

Structures representing various modified nucleotides, targeting groups, and linking groups.

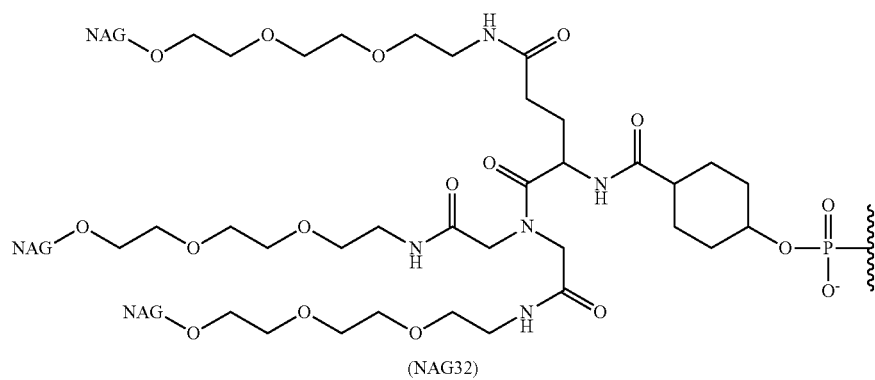
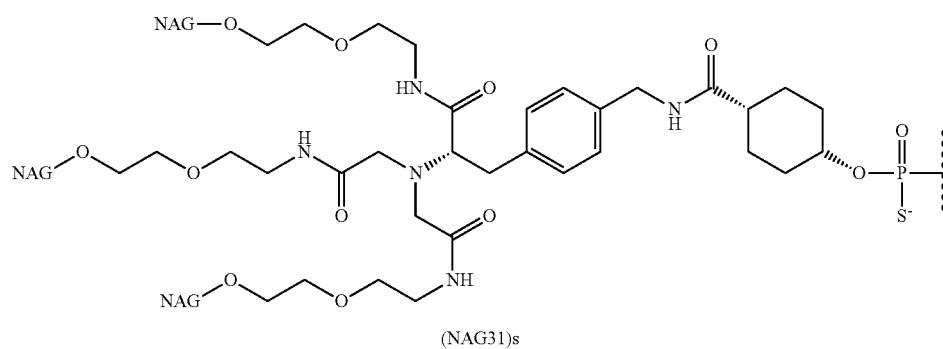
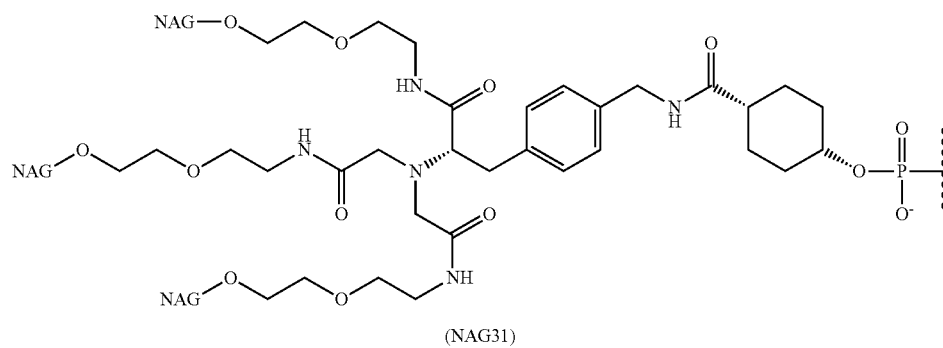
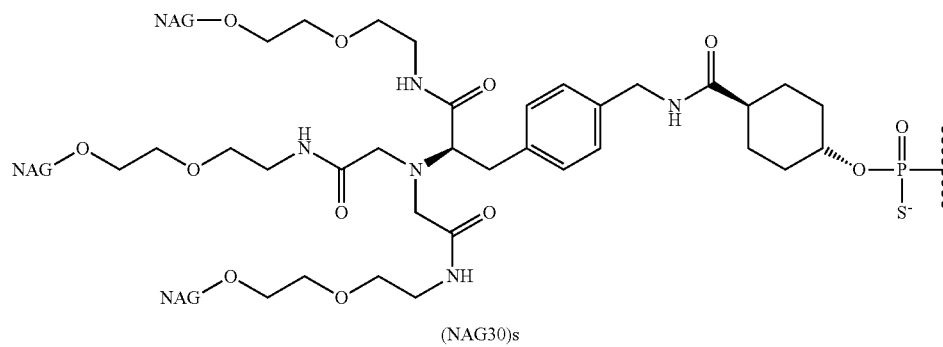
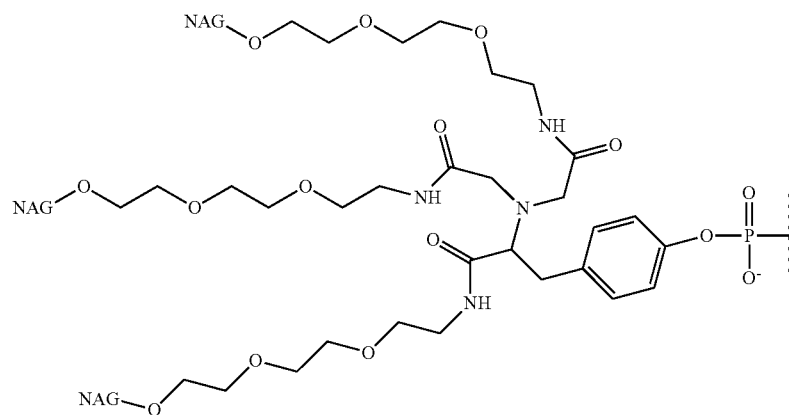


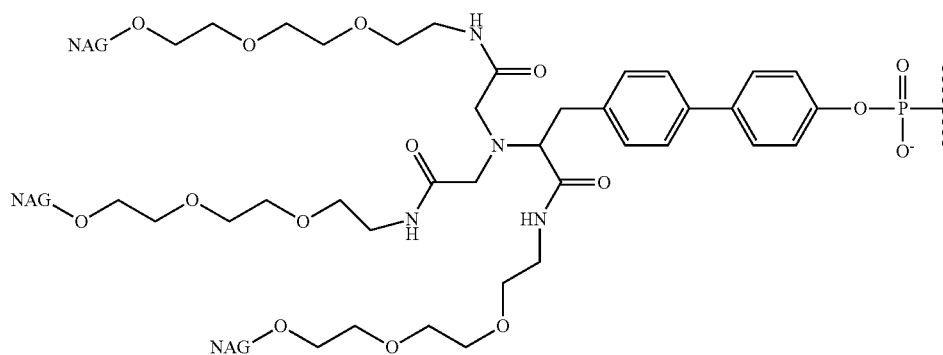


TABLE 4-continued

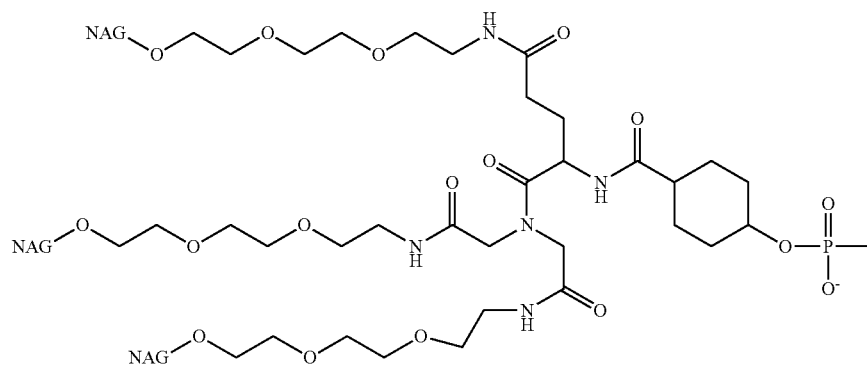
Structures representing various modified nucleotides, targeting groups, and linking groups.



(NAG33)



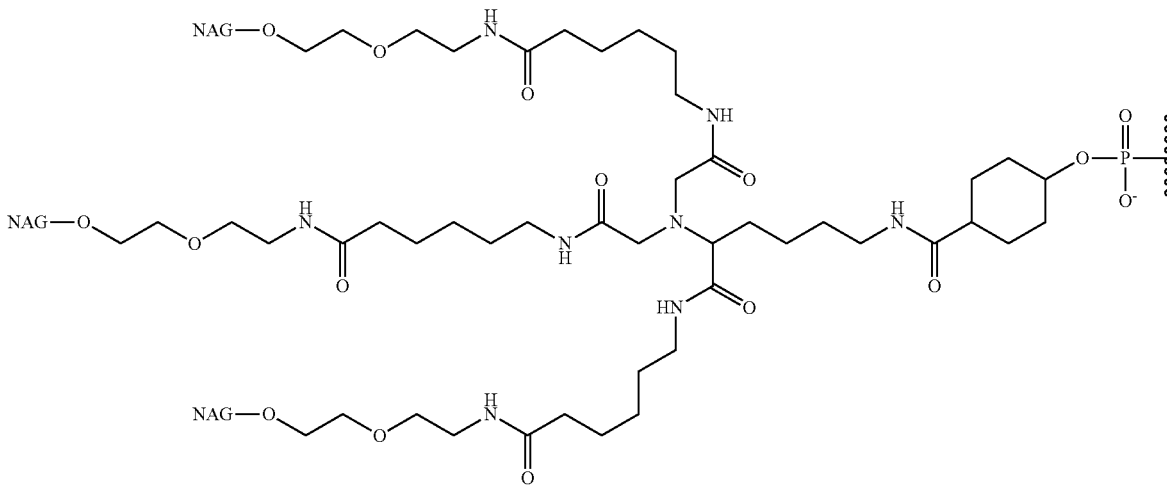
(NAG34)



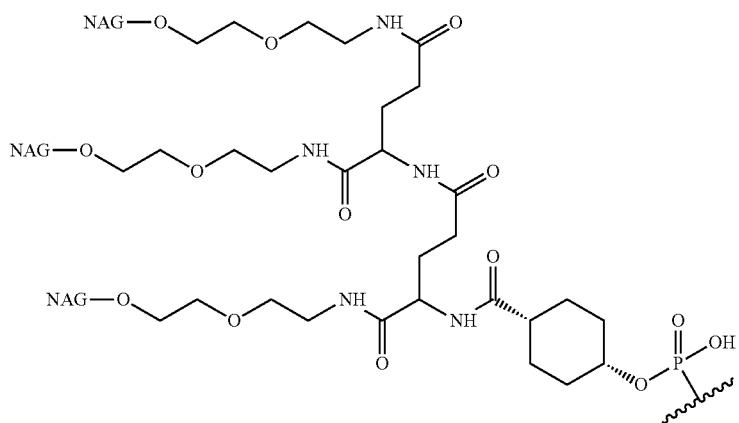
(NAG35)

TABLE 4-continued

Structures representing various modified nucleotides, targeting groups, and linking groups.



(NAG36)

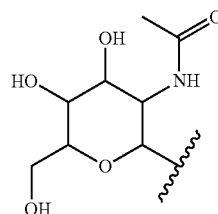


(NAG37)

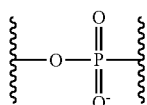
[0111] In each of the above structures, NAG comprises an N-Acetyl-Galactosamine or another ASGPR ligand. Each (NAGx) may be attached to an LPA RNAi agent via a phosphate group (as in (NAG25), (NAG30), and (NAG31)), or a phosphorothioate group, (as is (NAG25)s, (NAG30)s, and (NAG31)s), or another linking group. Alternatively, other linking groups known in the art may be used.

-continued

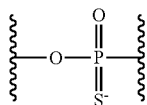
N-Acetyl galactosamine



Phosphate group



phosphorothioate group



Delivery Vehicles

[0112] In some embodiments, a delivery vehicle may be used to deliver an RNAi agent to a cell or tissue. A delivery vehicle is a compound that improves delivery of the RNAi agent to a cell or tissue. A delivery vehicle can include, or consist of, but is not limited to: a polymer, such as an amphipathic polymer, a membrane active polymer, a pep-

tide, a melittin peptide, a melittin-like peptide (MLP), a lipid, a reversibly modified polymer or peptide, or a reversibly modified membrane active polyamine

**[0113]** In some embodiments, the RNAi agents can be combined with lipids, nanoparticles, polymers, liposomes, micelles, DPCs or other delivery systems available in the art. The RNAi agents can also be chemically conjugated to targeting groups, lipids (including, but not limited to cholesterol and cholesteryl derivatives), nanoparticles, polymers, liposomes, micelles, DPCs (see, for example WO 2000/053722, WO 2008/0022309, WO 2011/104169, and WO 2012/083185, WO 2013/032829, WO 2013/158141, each of which is incorporated herein by reference), or other delivery systems available in the art.

#### Pharmaceutical Compositions

**[0114]** Described herein are methods for delivering LPA RNAi agents to liver cells in a mammal in vivo. In some embodiments, a delivery vehicle may be used. A delivery vehicle is a compound which improves delivery of the RNAi agent to the cell. A delivery vehicle can be, but is not limited to: a polymer, such as an amphipathic polymer, membrane active polymer, a peptide, such as a melittin or melittin-like peptide, a reversibly modified polymer or peptide, or a lipid. In some embodiments, an LPA RNAi agent is linked to a targeting ligand that comprises an asialoglycoprotein ligand. In some embodiments, an LPA RNAi agent is linked to a targeting ligand that comprises or consists of a galactose cluster.

**[0115]** An LPA RNAi agent can be used to inhibit expression of LPA in a cell, group of cells, or a tissue, e.g., in a subject. In some embodiments, an LPA RNAi agent is used to formulate a composition, i.e. a pharmaceutical composition or medicament, for administering to a subject. As used herein, a pharmaceutical composition or medicament comprises a pharmacologically effective amount of at least one of the described LPA RNAi agents and one or more pharmaceutically acceptable excipients. Pharmaceutically acceptable excipients (excipients) are substances other than the Active Pharmaceutical ingredient (API, therapeutic product, e.g., LPA RNAi agent) that have been appropriately evaluated for safety and are intentionally included in the drug delivery system. Excipients do not exert or are not intended to exert a therapeutic effect at the intended dosage. Excipients may act to a) aid in processing of the drug delivery system during manufacture, b) protect, support or enhance stability, bioavailability or patient acceptability of the API, c) assist in product identification, and/or d) enhance any other attribute of the overall safety, effectiveness, of delivery of the API during storage or use. A pharmaceutically acceptable excipient may or may not be an inert substance.

**[0116]** Excipients include, but are not limited to: absorption enhancers, anti-adherents, anti-foaming agents, antioxidants, binders, buffers, buffering agents, carriers, coating agents, colors, delivery enhancers, delivery polymers, dextran, dextrose, diluents, disintegrants, emulsifiers, extenders, fillers, flavors, glidants, humectants, lubricants, oils, polymers, preservatives, saline, salts, solvents, sugars, suspending agents, sustained release matrices, sweeteners, thickening agents, tonicity agents, vehicles, water-repelling agents, and wetting agents.

**[0117]** A pharmaceutical composition can contain other additional components commonly found in pharmaceutical

compositions. Such additional components include, but are not limited to: anti-pruritics, astringents, local anesthetics, or anti-inflammatory agents (e.g., antihistamine, diphenhydramine, etc.). It is also envisioned that cells, tissues or isolated organs that express or comprise the herein defined RNAi agents may be used as “pharmaceutical compositions”. As used herein, “pharmacologically effective amount,” “therapeutically effective amount,” or simply “effective amount” refers to that amount of an RNAi agent to produce the intended pharmacological, therapeutic or preventive result.

**[0118]** In some embodiments, a described LPA RNAi agent is combined one or more additional therapeutics or treatments including, but not limited to: a second LPA RNAi agent or other RNAi agent, a small molecule drug, an antibody, an antibody fragment, and/or a vaccine. Examples of additional therapeutics include, but are not limited to, HMG Co-A reductase inhibitors (statins), ezetimibe, PCSK-9 inhibitors, CTEP inhibitors, therapies targeting ANGPTL3, therapies targeting APOC3, and niacin.

**[0119]** The described RNAi agents and pharmaceutical compositions comprising LPA RNAi agents disclosed herein may be packaged or included in a kit, container, pack, or dispenser. The LPA RNAi agents and pharmaceutical compositions comprising said LPA RNAi agents may be packaged in pre-filled syringes or vials.

**[0120]** In some embodiments, pharmaceutical compositions comprising at least one of the described LPA RNAi agents are contemplated. These pharmaceutical compositions are useful in the inhibition of the expression of the LPA gene in a cell, a tissue, or an organism. In some embodiments, the described pharmaceutical compositions are used to treat a subject having a disease, condition, or disorder that would benefit from reduction or inhibition in LPA expression. In some embodiments, the described pharmaceutical compositions are used to treat a subject at risk of developing a disease, condition, or disorder that would benefit from reduction or inhibition in LPA expression. Diseases, conditions, or disorders that would benefit from reduction or inhibition in LPA expression include, but are not limited to: Berger’s disease, peripheral artery disease, coronary artery disease, metabolic syndrome, acute coronary syndrome, aortic valve stenosis, aortic valve regurgitation, aortic dissection, retinal artery occlusion, cerebrovascular disease, mesenteric ischemia, superior mesenteric artery occlusion, renal artery stenosis, stable/unstable angina, acute coronary syndrome, heterozygous or homozygous familial hypercholesterolemia, hyperapobetalipoproteinemia, cerebrovascular atherosclerosis, cerebrovascular disease, and venous thrombosis. In some embodiments, the subject is a mammal, including, but not limited to, a human patient.

**[0121]** Cells, tissues, and non-human organisms that include at least one of the LPA RNAi agents described herein is contemplated. The cell, tissue, or non-human organism is made by delivering the RNAi agent to the cell, tissue, or non-human organism by any means available in the art. In some embodiments, the cell is a mammalian cell, including, but not limited to, a human cell. The cell, tissue, or non-human organisms are useful for research or as research tools (e.g., drug testing or diagnoses).

#### Method of Treatment

**[0122]** In some embodiments, the LPA RNAi agents described herein are used to treat a subject having a disease,

condition, or disorder or at risk of having a disease, condition, or disorder that would benefit from reduction or inhibition in LPA expression. Treatment of a subject that would benefit from a reduction and/or inhibition of LPA gene expression includes therapeutic and/or prophylactic treatment. Examples of diseases, conditions, or disorders, include, but not limited to: Berger's disease, peripheral artery disease, coronary artery disease, metabolic syndrome, acute coronary syndrome, aortic valve stenosis, aortic valve regurgitation, aortic dissection, retinal artery occlusion, cerebrovascular disease, mesenteric ischemia, superior mesenteric artery occlusion, renal artery stenosis, stable/unstable angina, acute coronary syndrome, heterozygous or homozygous familial hypercholesterolemia, hyperapobeta-lipoproteinemia, cerebrovascular atherosclerosis, cerebrovascular disease, and venous thrombosis. In some embodiments, the method comprises administering a composition, such as a pharmaceutical composition, comprising an LPA RNAi agent described herein to a mammal to be treated.

**[0123]** In some embodiments, a therapeutically effective amount of one or more of the described LPA RNAi agents is administered to a subject, thereby inhibiting expression of LPA in the subject (e.g., an amount effective to inhibit expression of LPA in the subject). In some embodiments, one or more of the LPA RNAi agents described herein are used to treat a subject having a disease or disorder that would benefit from reduction or inhibition in LPA expression. In some embodiments, the described LPA RNAi agents are used to treat or prevent at least one symptom in a subject having a disease or disorder that would benefit from reduction or inhibition in LPA expression. The subject is administered a therapeutically effective amount of any one or more of the described RNAi agents thereby treating the symptom. In some embodiments, the subject is administered a prophylactically effective amount of any one or more of the described RNAi agents thereby preventing the at least one symptom.

**[0124]** In some embodiments, an LPA RNAi agent is used to treat or manage a clinical presentation wherein a subject in need of such treatment, prevention, or management is administered a therapeutically or prophylactically effective amount of one or more of the LPA RNAi agents or LPA RNAi agent-containing compositions described herein. In some embodiments, the method comprises administering a composition comprising an LPA RNAi agent described herein to a mammal to be treated.

**[0125]** In some embodiments, the methods further comprise the step of administering a second therapeutic or treatment. In some embodiments, the second therapeutic is another LPA RNAi agent (e.g., a LPA RNAi agent which targets a different sequence within the LPA target). In other embodiments, the second therapeutic can be selected from the group comprising: small molecule drug, antibody, antibody fragment, and vaccine.

**[0126]** The route of administration is the path by which an RNAi agent is brought into contact with the body. In general, methods of administering drugs and nucleic acids for treatment of a subject are well known in the art and can be applied to administration of the compositions described herein. The compounds described herein can be administered via any suitable route in a preparation appropriately tailored to the particular route. Thus, the compounds described herein can be administered by injection, for

example, intravenously, intramuscularly, intracutaneously, subcutaneously, or intraperitoneally.

**[0127]** In some embodiments, the LPA RNAi agents or compositions described herein can be delivered to a cell, group of cells, tissue, or subject using oligonucleotide delivery technologies known in the art. In general, any suitable method recognized in the art for delivering a nucleic acid molecule (in vitro or in vivo) can be adapted for use with an LPA RNAi agent described herein. For example, delivery can be by local administration, (e.g., direct injection, implantation, or topical administering), systemic administration, or subcutaneous, intravenous, oral, intraperitoneal, or parenteral routes, including intracranial (e.g., intraventricular, intraparenchymal and intrathecal), intramuscular, transdermal, airway (aerosol), nasal, rectal, or topical (including buccal and sublingual) administration. In certain embodiments, the compositions are administered by subcutaneous or intravenous infusion or injection.

**[0128]** In some embodiments, the RNAi agents can be combined with lipids, nanoparticles, polymers, liposomes, micelles, DPCs or other delivery systems available in the art. The RNAi agents can also be chemically conjugated to targeting groups, lipids (including, but not limited to cholesterol and cholesteryl derivatives), nanoparticles, polymers, liposomes, micelles, DPCs (see e.g., WO 2000/053722, WO 2008/0022309, WO 2011/104169, and WO 2012/083185, each of which is incorporated herein by reference), or other delivery systems available in the art. An LPA RNAi agent can be conjugated to a delivery polymer. In some embodiments, the delivery polymer is a reversibly masked/modified amphipathic membrane active polyamine

#### Inhibition of Expression

**[0129]** As used herein, the terms "silence," "reduce," "inhibit," "down-regulate," or "knockdown gene expression," when referring to an LPA gene, mean that the expression of the gene, as measured by the level of RNA transcribed from the gene or the level of polypeptide, protein, or protein subunit translated from the mRNA in a cell, group of cells, or tissue, in which the LPA gene is transcribed, is reduced when the cell, group of cells, or tissue, is treated with the described LPA RNAi agents as compared to a second cell, group of cells, or tissue that has or has not been so treated or compared to the same cell, group of cells, or tissue, prior to administration of the LPA RNAi agent.

**[0130]** In some embodiments, the gene expression level and/or mRNA level of LPA in a subject to whom a described LPA RNAi agent is administered is reduced by at least about 5%, 10%, 15%, 20%, 25%, 30%, 35%, 40%, 45%, 50%, 55%, 60%, 65%, 70%, 75%, 80%, 85%, 90%, 95%, or 98% relative to the subject prior to being administered the LPA RNAi agent or to a subject not receiving the LPA RNAi agent. The gene expression level and/or mRNA level in the subject may be reduced in a cell, group of cells, and/or tissue of the subject. In some embodiments, the protein level of LPA in a subject to whom a described LPA RNAi agent has been administered is reduced by at least about 5%, 10%, 15%, 20%, 25%, 30%, 35%, 40%, 45%, 50%, 55%, 60%, 65%, 70%, 75%, 80%, 85%, 90%, 95%, or 98% relative to the subject prior to being administered the LPA RNAi agent or to a subject not receiving the LPA RNAi agent. The protein level in the subject may be reduced in a cell, group of cells, tissue, blood, and/or other fluid of the subject. A reduction in gene expression, mRNA, or protein levels can

be assessed by any methods known in the art. Reduction or decrease in LPA mRNA level and/or protein level are collectively referred to herein as a reduction or decrease in LPA or inhibiting or reducing the expression of LPA.

**[0131]** Introducing into a cell, when referring to an RNAi agent, means functionally delivering the RNAi agent into the cell. By functional delivery, it is meant that the RNAi agent is delivered to the cell and has the expected biological activity, (e.g., sequence-specific inhibition of gene expression).

#### Cells and Tissues and Non-Human Organisms

**[0132]** Cells, tissues, and non-human organisms that include at least one of the LPA RNAi agents described herein is contemplated. The cell, tissue, or non-human organism is made by delivering the RNAi agent to the cell, tissue, or non-human organism.

**[0133]** The above provided embodiments and items are now illustrated with the following, non-limiting examples.

### EXAMPLES

#### Example 1. RNAi Agent Synthesis

**[0134]** A) Synthesis. LPA RNAi agents were synthesized according to phosphoramidite technology on solid phase used in oligonucleotide synthesis. Depending on the scale either a MerMade96E (Bioautomation) or a MerMadel2 (Bioautomation) was used. Syntheses were performed on a solid support made of controlled pore glass (CPG, 500 Å or 600 Å, obtained from Prime Synthesis, Aston, Pa., USA). All DNA, 2'-modified RNA, and UNA phosphoramidites were purchased from Thermo Fisher Scientific (Milwaukee, Wis., USA). Specifically, the following 2'-O-Methyl phosphoramidites were used: (5'-O-dimethoxytrityl-N<sup>6</sup>-(benzoyl)-2'-O-methyl-adenosine-3'-O-(2-cyanoethyl-N,N-diisopropyl-amino) phosphoramidite, 5'-O-dimethoxy-trityl-N<sup>4</sup>-(acetyl)-2'-O-methyl-cytidine-3'-O-(2-cyanoethyl-N,N-diisopropyl-amino) phosphoramidite, (5'-O-dimethoxytrityl-N<sup>2</sup>-(isobutyryl)-2'-O-methyl-guanosine-3'-O-(2-cyano-ethyl-N,N-diisopropylamino)phosphoramidite, and 5'-O-dimethoxy-trityl-2'-O-methyl-uridine-3'-O-(2-cyanoethyl-N,N-diisopropylamino)phosphoramidite. The 2'-Deoxy-2'-fluoro-phosphor-amidites carried the same protecting groups as the 2'-O-methyl RNA amidites. The following UNA phosphoramidites were used: 5'-(4,4'-Dimethoxytrityl)-N-benzoyl-2',3'-seco-adenosine, 2'-benzoyl-3'-[(2-cyanoethyl)-(N,N-diisopropyl)]-phosphor-amidite, 5'-(4,4'-Dimethoxytrityl)-N-acetyl-2,3'-seco-cytosine, 2'-benzoyl-3'-[(2-cyanoethyl)-(N,N-diiso-propyl)]-phosphoramidite, 5'-(4,4'-Dimethoxytrityl)-N-isobutyryl-2',3'-seco-guanosine, 2'-benzoyl-3'-[(2-cyanoethyl)-(N,N-diisopropyl)]-phosphoramidite, and 5'-(4,4'-Dimethoxy-trityl)-2',3'-seco-uridine, 2'-benzoyl-3'-[(2-cyanoethyl)-(N,N-diisopropyl)]-phosphoramidite. All amidites were dissolved in anhydrous acetonitrile (50 mM) and molecular sieves (3A) were added. In order to introduce the TEG-Cholesterol at the 5'-end of the oligomers, the 1-Dimethoxytrityloxy-3-O-(N-cholesteryl-3-aminopropyl)-triethyleneglycol-glyceryl-2-O-(2-cyanoethyl)-(N,N-diisopropyl)-phosphoramidite from Glen Research (Sterling, Va., USA) was employed. The 5'-modifications were introduced without any modification of the synthesis cycle. 5-Benzylthio-1H-tetrazole (BTT, 250 mM in acetonitrile) was used as activator solution. Coupling

times were 10 mM (RNA), 180 sec (Cholesterol), 90 sec (2'OMe and UNA), and 60 sec (2'F and DNA). In order to introduce phosphorothioate linkages, a 100 mM solution of 3-phenyl 1,2,4-dithiazoline-5-one (POS, obtained from PolyOrg, Inc., Leominster, Mass., USA) in anhydrous Acetonitrile was employed. See Tables 1, 2A, and 2B for specific sequences.

**[0135]** B. Cleavage and Deprotection of Support Bound Oligomer.

**[0136]** After finalization of the solid phase synthesis, the dried solid support was treated with a 1:1 volume solution of 40 wt. % methylamine in water and 28% ammonium hydroxide solution (Aldrich) for two hours at 30° C. The solution was evaporated and the solid residue was reconstituted in water (see below).

**[0137]** C. Purification.

**[0138]** Crude Cholesterol containing oligomers were purified by reverse phase HPLC using a Waters XBridge BEH300 C4 5u Prep column and a Shimadzu LC-8 system. Buffer A was 100 mM TEAA, pH 7.5 and contained 5% Acetonitrile and buffer B was 100 mM TEAA and contained 95% Acetonitrile. UV traces at 260 nm were recorded. Appropriate fractions were then run on size exclusion HPLC using a GE Healthcare XK 16/40 column packed with Sephadex G-25 medium with a running buffer of 100 mM ammonium bicarbonate, pH 6.7 and 20% Acetonitrile. Other crude oligomers were purified by anionic exchange HPLC using a TKSgel SuperQ-5PW 13u column and Shimadzu LC-8 system. Buffer A was 20 mM Tris, 5 mM EDTA, pH 9.0 and contained 20% Acetonitrile and buffer B was the same as buffer A with the addition of 1.5 M sodium chloride. UV traces at 260 nm were recorded. Appropriate fractions were pooled then run on size exclusion HPLC as described for cholesterol containing oligomers.

**[0139]** D. Annealing.

**[0140]** Complementary strands were mixed by combining equimolar solutions (sense and antisense) in 0.2xPBS (Phosphate-Buffered Saline, lx, Corning, Cellgro) to form the RNAi agents. This solution was placed into a thermomixer at 70° C., heated to 95° C., held at 95° C. for 5 mM, and cooled to room temperature slowly. Some RNAi agents were lyophilized and stored at -15 to -25° C. Duplex concentration was determined by measuring the solution absorbance on a UV-Vis spectrometer in 0.2xPBS. The solution absorbance at 260 nm was then multiplied by a conversion factor and the dilution factor to determine the duplex concentration. Unless otherwise stated, all conversion factor was 0.037 mg/(mL·cm). For some experiments, a conversion factor was calculated from an experimentally determined extinction coefficient.

#### Example 2. Primary In Vitro Analysis of LPA RNAi Agents

**[0141]** Candidate sequences identified as human and non-human primate cross-reactive by in silico analysis were screened. 108 in silico-identified potential LPA RNAi agents were synthesized and screened for efficacy in vitro in three groups. For screening purposes, the human LPA cDNA sequence (accession # NM\_005577.1) was sub-cloned from a commercially available mammalian expression vector (Origene, Rockville, Md.) into a commercially-available, reporter-based screening plasmid, psiCHECK2 (Promega, Madison, Wis.) which generated a Renilla luciferase/LPA fusion mRNA. For LPA RNAi agent efficacy in the human

background, Hep3B cells, a human hepatocellular carcinoma line, were plated at -10,000 cells per well in 96-well format. Each of the 108 LPA RNAi agents was co-transfected at two or three concentrations (1 nM and 0.1 nM, or 0.02, 0.2 and 2 nM) with 50-100 ng LPA-psiCHECK2 plasmid DNA per well and 0.2 µL LipoFectamine 2000 per well. Gene knockdown was determined by measuring Renilla luciferase levels normalized to the levels of constitutively-expressed firefly luciferase, also present on the psiCHECK2 plasmid, using the Dual Luciferase Reporter Assay (Promega, Madison, Wis.) (Tables 5A and 5B).

TABLE 5A

In vitro analyses of LPA RNAi agents, inhibition of LPA expression.				
Relative $R_{Luc}$ -LPA expression				
Duplex	1 nM		0.1 nM	
ID#	Average	SD	Average	SD
AD00571	1.012	0.146	1.107	0.174
AD00572	0.776	0.062	1.075	0.089
AD00573	0.708	0.054	0.708	0.134
AD00574	0.441	0.028	0.525	0.056
AD00575	0.242	0.038	0.365	0.035
AD00576	0.166	0.047	0.341	0.073
AD00577	0.702	0.115	0.934	0.036
AD00578	0.272	0.008	0.599	0.200
AD00579	0.290	0.031	0.447	0.066
AD00580	0.825	0.145	0.991	0.123
AD00581	0.654	0.095	0.986	0.127
AD00582	0.610	0.178	0.791	0.244
AD00583	0.824	0.208	0.845	0.240
AD00584	0.800	0.150	0.683	0.077
AD00585	0.387	0.059	0.488	0.151
AD00586	0.754	0.116	0.927	0.103
AD00587	0.921	0.074	0.923	0.052
AD00588	0.763	0.203	0.954	0.169
AD00589	0.838	0.115	1.026	0.216
AD00590	0.959	0.091	0.991	0.285
AD00591	0.970	0.172	0.984	0.244
AD00592	0.600	0.060	0.886	0.069
AD00593	0.555	0.097	0.883	0.130
AD00594	0.645	0.056	0.567	0.008
AD00595	0.812	0.132	1.076	0.285
AD00596	0.658	0.116	0.787	0.153
AD00597	0.999	0.120	1.083	0.143
AD00598	0.501	0.067	0.631	0.036
AD00599	0.890	0.098	0.871	0.143
AD00600	0.393	0.018	0.729	0.172
AD00601	0.896	0.180	1.142	0.140
AD00602	0.653	0.134	0.955	0.062
AD00603	0.730	0.118	0.799	0.187
AD00604	0.892	0.058	0.956	0.107
AD00605	1.006	0.193	1.006	0.146
AD00606	0.509	0.039	0.570	0.054
AD00607	0.816	0.091	0.906	0.068
AD00608	0.883	0.111	1.158	0.054
AD00609	0.515	0.079	0.691	0.137
AD00610	0.628	0.057	0.748	0.090
AD00611	1.320	0.066	1.116	0.046
AD00612	1.103	0.193	1.100	0.052
AD00613	0.910	0.094	0.878	0.040
AD00614	1.101	0.111	1.097	0.043
AD00615	1.051	0.140	0.898	0.161
AD00616	0.898	0.101	1.029	0.042
AD00617	0.715	0.023	0.802	0.150
AD00618	0.434	0.073	0.441	0.199
AD00619	0.758	0.003	0.820	0.165
AD00620	0.984	0.124	0.926	0.080
AD00621	0.308	0.033	0.267	0.044
AD00622	0.493	0.072	0.790	0.009
AD00623	0.641	0.081	0.599	0.014

TABLE 5A-continued

In vitro analyses of LPA RNAi agents, inhibition of LPA expression.				
Relative $R_{Luc}$ -LPA expression				
Duplex	1 nM		0.1 nM	
ID#	Average	SD	Average	SD
AD00624	0.795	0.019	0.985	0.123
AD00625	0.768	0.121	0.944	0.117
AD00626	0.981	0.081	1.036	0.036
AD00627	0.943	0.163	0.936	0.038
AD00628	0.765	0.069	0.995	0.090
AD00629	1.001	0.184	1.199	0.064
AD00630	0.963	0.149	1.154	0.141
AD00631	0.979	0.084	1.038	0.088
AD00632	0.781	0.048	0.858	0.101
AD00633	0.817	0.072	1.027	0.143
AD00634	0.807	0.087	0.978	0.256
AD00635	0.496	0.073	0.377	0.023
AD00636	0.615	0.102	0.748	0.072
AD00637	0.792	0.056	1.070	0.048

TABLE 5B

In vitro analyses of LPA RNAi agents, inhibition of LPA expression.						
Relative $R_{Luc}$ -LPA expression						
Duplex	2 nM		0.2 nM		0.02 nM	
ID#	Average	SD	Average	SD	Average	SD
AD01068	0.780	0.110	0.792	0.326	0.861	0.138
AD01069	0.483	0.345	1.062	0.181	0.869	0.112
AD01070	0.747	0.441	1.010	0.015	1.015	0.319
AD01071	1.014	0.254	0.850	0.251	0.857	0.284
AD01072	0.919	0.107	1.137	0.345	0.727	0.124
AD01073	0.539	0.224	1.066	0.195	1.180	0.356
AD01074	0.713	0.545	0.953	0.419	0.841	0.077
AD01075	0.703	0.379	0.913	0.204	0.965	0.216
AD01076	1.145	0.485	1.027	0.287	0.647	0.154
AD01077	0.672	0.074	1.166	0.384	0.703	0.106
AD01078	0.575	0.192	0.847	0.237	0.908	0.071
AD01079	0.863	0.673	1.093	0.187	1.004	0.086
AD01328	0.623	0.089	1.205	0.367	1.238	0.089
AD01329	0.467	0.068	1.161	0.159	1.115	0.102
AD01330	1.158	0.124	0.920	0.143	1.156	0.107
AD01331	1.476	0.225	1.092	0.269	1.304	0.320
AD01332	1.145	0.109	1.100	0.454	0.941	0.510
AD01333	0.829	0.011	1.382	0.252	1.338	0.303
AD01334	0.653	0.122	1.323	0.183	1.095	0.109
AD01335	0.858	0.089	1.632	0.318	1.201	0.159
AD01336	1.019	0.081	1.724	0.353	1.008	0.072
AD01337	0.834	0.143	1.494	0.657	1.130	0.309
AD01338	1.276	0.340	0.719	0.118	0.896	0.118
AD01339	1.240	0.298	1.114	0.287	0.960	0.104
AD01340	1.055	0.423	1.272	0.136	1.338	0.299
AD01341	1.206	0.438	1.510	0.315	1.046	0.143
AD01342	1.243	0.324	1.137	0.298	1.159	0.047
AD01343	1.113	0.140	1.045	0.151	1.108	0.094
AD01344	0.931	0.182	1.317	0.244	1.328	0.037
AD01345	0.795	0.233	0.799	0.032	1.418	0.184
AD01346	1.095	0.224	1.045	0.073	1.465	0.109
AD01347	1.122	0.021	1.209	0.161	1.153	0.159
AD01348	1.022	0.068	1.228	0.244	1.097	0.049
AD01349	0.934	0.151	1.217	0.080	1.068	0.149
AD01350	0.871	0.295	1.318	0.225	0.942	0.395
AD01351	1.414	0.065	1.121	0.180	1.029	0.049
AD01352	0.868	0.088	1.024	0.385	1.049	0.176
AD01353	1.150	0.478	1.164	0.276	0.898	0.175
AD01354	0.999	0.119	1.378	0.292	1.507	0.289

TABLE 5B-continued

In vitro analyses of LPA RNAi agents, inhibition of LPA expression.						
Duplex	Relative R <sub>in</sub> -LPA expression					
	2 nM		0.2 nM		0.02 nM	
	Average	SD	Average	SD	Average	SD
AD01355	0.943	0.092	1.066	0.268	1.411	0.113
AD01356	1.116	0.351	1.072	0.196	1.000	0.145

TABLE 5C

In vitro analyses of 10 mM LPA RNAi agents, inhibition of LPA expression.	
Duplex No.	LPA levels
AD01803	0.77 ± 0.06
AD01805	0.77 ± 0.02
AD01806	1.01 ± 0.02
AD01807	0.97 ± 0.09
AD01808	0.78 ± 0.12
AD01809	1.06 ± 0.13
AD01810	1.06 ± 0.05
AD01811	0.86 ± 0.05
AD01812	1.08 ± 0.04
AD01813	0.99 ± 0.13
AD01814	0.57 ± 0.05
AD01815	0.65 ± 0.00
AD01816	0.84 ± 0.08
AD01817	0.75 ± 0.10
AD01818	0.94 ± 0.07
AD01819	1.21 ± 0.08
AD01820	1.22 ± 0.12
AD01821	1.16 ± 0.01
AD01822	1.22 ± 0.04
AD01823	0.91 ± 0.05
AD01824	1.22 ± 0.13
AD01825	1.25 ± 0.05
AD01826	1.18 ± 0.15
AD01827	1.23 ± 0.07
AD01828	1.02 ± 0.09
AD01829	1.05 ± 0.07
AD01830	1.00 ± 0.35
AD01831	1.02 ± 0.07
AD01832	1.04 ± 0.06
AD01896	0.71 ± 0.14
AD01897	0.87 ± 0.10
AD01898	1.16 ± 0.03
AD01899	0.79 ± 0.11
AD01900	0.82 ± 0.06
AD01901	0.54 ± 0.04
AD01902	0.62 ± 0.00
AD01903	0.66 ± 0.08
AD01912	0.59 ± 0.01
AD01913	0.60 ± 0.04
AD01914	0.50 ± 0.03
AD01915	0.58 ± 0.08
AD01916	0.49 ± 0.04
AD01917	0.53 ± 0.04
AD01918	0.47 ± 0.04
AD01919	0.60 ± 0.02
AD01920	0.60 ± 0.03
AD01921	0.59 ± 0.06
AD01922	0.50 ± 0.04
AD01923	0.59 ± 0.04
AD01924	0.50 ± 0.02
AD01925	0.54 ± 0.05
AD01926	0.52 ± 0.05
AD01927	0.57 ± 0.04
AD01928	0.50 ± 0.06
AD01929	0.55 ± 0.04

TABLE 5C-continued

In vitro analyses of 10 mM LPA RNAi agents, inhibition of LPA expression.	
Duplex No.	LPA levels
AD01930	0.54 ± 0.06
AD01931	0.54 ± 0.07
AD01932	0.51 ± 0.01
AD01933	0.56 ± 0.06
AD01934	0.52 ± 0.08
AD01935	0.58 ± 0.03
AD01936	0.53 ± 0.02
AD01937	0.57 ± 0.04
AD01938	0.58 ± 0.03
AD01939	0.65 ± 0.05
AD01940	0.49 ± 0.03
AD01941	0.57 ± 0.02

TABLE 5D

In vitro analyses of 1 mM LPA RNAi agents, inhibition of LPA expression.					
Duplex No.	LPA levels	Duplex No.	LPA levels	Duplex No.	LPA levels
AD01760	0.10 ± 0.01	AD02330	0.37 ± 0.01	AD02090	0.68 ± 0.04
AD01722	0.14 ± 0.01	AD02243	0.37 ± 0.02	AD02161	0.68 ± 0.04
AD01757	0.15 ± 0.00	AD02255	0.38 ± 0.02	AD02324	0.68 ± 0.02
AD01719	0.15 ± 0.00	AD02257	0.38 ± 0.00	AD02177	0.69 ± 0.07
AD01738	0.18 ± 0.01	AD02169	0.38 ± 0.02	AD02179	0.69 ± 0.07
AD01755	0.19 ± 0.01	AD02081	0.38 ± 0.00	AD02527	0.69 ± 0.03
AD01741	0.20 ± 0.00	AD02186	0.38 ± 0.02	AD02305	0.69 ± 0.06
AD01759	0.23 ± 0.02	AD01744	0.38 ± 0.03	AD02092	0.70 ± 0.02
AD01747	0.23 ± 0.03	AD02075	0.38 ± 0.01	AD02535	0.70 ± 0.10
AD01752	0.24 ± 0.03	AD02135	0.38 ± 0.03	AD02376	0.71 ± 0.04
AD01736	0.24 ± 0.02	AD02114	0.38 ± 0.04	AD01743	0.71 ± 0.02
AD02311	0.25 ± 0.05	AD02188	0.38 ± 0.04	AD02289	0.71 ± 0.04
AD02201	0.25 ± 0.03	AD02318	0.38 ± 0.02	AD02530	0.71 ± 0.06
AD01750	0.25 ± 0.00	AD02388	0.38 ± 0.02	AD01709	0.71 ± 0.12
AD01756	0.25 ± 0.01	AD02115	0.38 ± 0.04	AD02249	0.71 ± 0.06
AD02291	0.25 ± 0.03	AD02133	0.38 ± 0.00	AD02534	0.71 ± 0.03
AD02292	0.26 ± 0.01	AD02183	0.38 ± 0.04	AD02213	0.71 ± 0.02
AD02266	0.26 ± 0.02	AD02116	0.38 ± 0.02	AD02529	0.71 ± 0.03
AD01763	0.26 ± 0.01	AD02132	0.39 ± 0.03	AD01711	0.71 ± 0.06
AD02259	0.26 ± 0.03	AD02400	0.39 ± 0.02	AD02341	0.72 ± 0.06
AD02327	0.26 ± 0.02	AD02338	0.39 ± 0.04	AD02233	0.72 ± 0.06
AD02274	0.27 ± 0.03	AD02112	0.39 ± 0.01	AD02342	0.73 ± 0.04
AD02297	0.27 ± 0.02	AD02354	0.39 ± 0.05	AD02395	0.73 ± 0.06
AD02147	0.27 ± 0.03	AD01749	0.40 ± 0.06	AD02306	0.73 ± 0.09
AD02365	0.27 ± 0.04	AD02312	0.40 ± 0.02	AD02344	0.73 ± 0.04
AD02267	0.27 ± 0.03	AD02240	0.40 ± 0.00	AD02145	0.74 ± 0.09
AD02368	0.27 ± 0.01	AD02313	0.40 ± 0.03	AD02326	0.74 ± 0.06
AD02265	0.28 ± 0.03	AD01710	0.40 ± 0.05	AD02414	0.74 ± 0.04
AD02293	0.28 ± 0.04	AD02301	0.40 ± 0.05	AD02379	0.74 ± 0.06
AD02350	0.28 ± 0.02	AD02425	0.40 ± 0.04	AD02532	0.75 ± 0.04
AD02202	0.28 ± 0.03	AD02099	0.41 ± 0.04	AD02178	0.75 ± 0.11
AD02203	0.28 ± 0.03	AD01723	0.41 ± 0.04	AD02195	0.75 ± 0.05
AD02258	0.28 ± 0.05	AD02391	0.41 ± 0.03	AD02123	0.76 ± 0.07
AD02295	0.28 ± 0.03	AD02392	0.41 ± 0.05	AD02164	0.77 ± 0.09
AD02363	0.28 ± 0.04	AD02083	0.41 ± 0.01	AD01726	0.77 ± 0.01
AD02273	0.28 ± 0.02	AD02155	0.41 ± 0.02	AD02231	0.77 ± 0.05
AD02386	0.28 ± 0.02	AD02082	0.41 ± 0.01	AD02180	0.77 ± 0.04
AD02309	0.28 ± 0.03	AD02336	0.41 ± 0.01	AD02412	0.77 ± 0.05
AD02382	0.29 ± 0.01	AD02101	0.41 ± 0.02	AD02251	0.77 ± 0.02
AD02256	0.29 ± 0.02	AD01728	0.42 ± 0.01	AD02396	0.78 ± 0.13
AD02367	0.29 ± 0.03	AD02424	0.42 ± 0.04	AD02160	0.78 ± 0.04
AD02275	0.29 ± 0.04	AD02175	0.42 ± 0.02	AD02533	0.78 ± 0.05
AD02206	0.29 ± 0.01	AD02225	0.42 ± 0.05	AD02290	0.78 ± 0.03
AD02332	0.29 ± 0.02	AD02086	0.43 ± 0.02	AD02378	0.78 ± 0.07
AD01717	0.29 ± 0.03	AD01725	0.43 ± 0.06	AD02394	0.79 ± 0.04
AD02296	0.29 ± 0.01	AD02374	0.43 ± 0.03	AD02415	0.79 ± 0.05
AD02264	0.29 ± 0.03	AD02390	0.43 ± 0.04	AD02181	0.79 ± 0.08
AD02278	0.29 ± 0.03	AD02227	0.43 ± 0.02	AD02492	0.79 ± 0.06

TABLE 5D-continued

In vitro analyses of 1 mM LPA RNAi agents, inhibition of LPA expression.					
Duplex No.	LPA levels	Duplex No.	LPA levels	Duplex No.	LPA levels
AD02385	0.29 ± 0.00	AD02137	0.43 ± 0.06	AD02397	0.79 ± 0.05
AD02205	0.29 ± 0.04	AD02085	0.43 ± 0.01	AD02398	0.79 ± 0.09
AD02149	0.29 ± 0.02	AD02407	0.43 ± 0.03	AD02416	0.79 ± 0.04
AD02239	0.30 ± 0.05	AD02100	0.44 ± 0.04	AD02144	0.79 ± 0.09
AD01748	0.30 ± 0.02	AD02406	0.44 ± 0.04	AD02531	0.79 ± 0.06
AD02404	0.30 ± 0.01	AD02136	0.44 ± 0.02	AD02489	0.80 ± 0.04
AD01721	0.30 ± 0.03	AD02209	0.44 ± 0.03	AD02307	0.80 ± 0.10
AD02277	0.30 ± 0.05	AD02154	0.44 ± 0.02	AD02308	0.80 ± 0.11
AD02152	0.30 ± 0.01	AD02171	0.44 ± 0.01	AD02182	0.80 ± 0.08
AD02237	0.30 ± 0.02	AD02261	0.45 ± 0.02	AD02198	0.80 ± 0.11
AD02098	0.30 ± 0.03	AD02271	0.45 ± 0.00	AD02199	0.80 ± 0.10
AD02381	0.30 ± 0.02	AD02371	0.45 ± 0.03	AD02200	0.80 ± 0.06
AD02315	0.30 ± 0.02	AD02173	0.45 ± 0.07	AD02125	0.81 ± 0.06
AD02366	0.30 ± 0.01	AD02319	0.45 ± 0.01	AD02141	0.81 ± 0.01
AD02242	0.31 ± 0.03	AD02176	0.46 ± 0.01	AD02516	0.81 ± 0.06
AD02294	0.31 ± 0.02	AD02428	0.46 ± 0.02	AD02127	0.81 ± 0.06
AD02346	0.31 ± 0.04	AD02410	0.46 ± 0.01	AD02380	0.81 ± 0.03
AD02329	0.31 ± 0.02	AD01746	0.46 ± 0.05	AD02124	0.81 ± 0.05
AD02348	0.31 ± 0.01	AD01732	0.46 ± 0.02	AD02197	0.81 ± 0.02
AD01714	0.31 ± 0.05	AD02157	0.47 ± 0.02	AD02159	0.81 ± 0.09
AD01724	0.31 ± 0.01	AD02372	0.47 ± 0.03	AD02485	0.82 ± 0.04
AD02170	0.31 ± 0.02	AD02427	0.47 ± 0.02	AD02142	0.82 ± 0.08
AD02352	0.31 ± 0.02	AD02370	0.47 ± 0.01	AD02126	0.82 ± 0.08
AD02093	0.31 ± 0.01	AD02172	0.47 ± 0.04	AD02254	0.82 ± 0.10
AD02383	0.31 ± 0.02	AD02158	0.47 ± 0.02	AD02232	0.82 ± 0.04
AD02284	0.31 ± 0.04	AD02270	0.48 ± 0.04	AD02146	0.82 ± 0.04
AD02219	0.31 ± 0.04	AD02426	0.48 ± 0.04	AD02490	0.82 ± 0.03
AD02279	0.31 ± 0.03	AD02361	0.48 ± 0.04	AD01745	0.82 ± 0.09
AD02299	0.31 ± 0.05	AD02245	0.48 ± 0.02	AD02162	0.83 ± 0.04
AD01740	0.31 ± 0.02	AD02373	0.48 ± 0.01	AD02471	0.83 ± 0.11
AD02417	0.32 ± 0.01	AD02084	0.48 ± 0.05	AD02487	0.83 ± 0.09
AD02364	0.32 ± 0.02	AD02194	0.48 ± 0.03	AD02523	0.83 ± 0.10
AD02262	0.32 ± 0.03	AD01753	0.48 ± 0.06	AD02483	0.83 ± 0.03
AD02369	0.32 ± 0.01	AD02320	0.48 ± 0.03	AD02128	0.84 ± 0.09
AD01731	0.32 ± 0.02	AD02268	0.48 ± 0.05	AD02143	0.84 ± 0.05
AD02349	0.32 ± 0.01	AD02226	0.49 ± 0.01	AD02214	0.84 ± 0.13
AD02095	0.32 ± 0.02	AD02156	0.49 ± 0.01	AD02217	0.84 ± 0.07
AD02281	0.32 ± 0.01	AD02409	0.49 ± 0.03	AD02250	0.84 ± 0.08
AD02224	0.32 ± 0.06	AD02244	0.49 ± 0.02	AD02163	0.85 ± 0.04
AD02148	0.32 ± 0.04	AD02189	0.49 ± 0.06	AD02525	0.85 ± 0.06
AD01718	0.33 ± 0.01	AD01764	0.50 ± 0.02	AD02481	0.85 ± 0.03
AD02333	0.33 ± 0.01	AD02174	0.50 ± 0.04	AD02235	0.85 ± 0.03
AD02403	0.33 ± 0.01	AD02117	0.50 ± 0.01	AD02539	0.86 ± 0.05
AD02317	0.33 ± 0.03	AD02208	0.50 ± 0.05	AD02470	0.86 ± 0.07
AD02399	0.33 ± 0.02	AD02104	0.51 ± 0.03	AD02469	0.86 ± 0.04
AD02222	0.33 ± 0.01	AD02408	0.51 ± 0.06	AD02480	0.86 ± 0.07
AD02310	0.33 ± 0.02	AD02272	0.51 ± 0.04	AD02488	0.87 ± 0.05
AD01733	0.33 ± 0.01	AD02122	0.51 ± 0.06	AD02511	0.87 ± 0.05
AD02131	0.33 ± 0.01	AD02140	0.51 ± 0.04	AD02482	0.87 ± 0.04
AD02353	0.33 ± 0.03	AD02362	0.51 ± 0.04	AD02519	0.87 ± 0.08
AD02263	0.33 ± 0.03	AD01739	0.52 ± 0.04	AD02491	0.88 ± 0.05
AD02204	0.33 ± 0.01	AD02121	0.52 ± 0.06	AD02216	0.88 ± 0.00
AD02080	0.33 ± 0.00	AD02138	0.52 ± 0.04	AD02215	0.88 ± 0.03
AD02298	0.33 ± 0.03	AD02358	0.52 ± 0.02	AD02468	0.88 ± 0.06
AD01737	0.33 ± 0.01	AD01734	0.53 ± 0.06	AD02526	0.88 ± 0.06
AD02220	0.33 ± 0.04	AD01713	0.53 ± 0.04	AD02234	0.88 ± 0.14
AD02302	0.33 ± 0.00	AD02285	0.53 ± 0.03	AD02518	0.89 ± 0.05
AD02097	0.33 ± 0.00	AD02102	0.53 ± 0.07	AD02218	0.89 ± 0.04
AD02328	0.33 ± 0.02	AD02303	0.53 ± 0.03	AD02515	0.89 ± 0.03
AD02221	0.33 ± 0.01	AD02212	0.53 ± 0.01	AD02536	0.89 ± 0.11
AD02421	0.33 ± 0.02	AD02139	0.53 ± 0.03	AD02537	0.89 ± 0.04
AD02420	0.33 ± 0.03	AD02230	0.54 ± 0.08	AD02465	0.89 ± 0.07
AD02347	0.33 ± 0.04	AD02103	0.54 ± 0.04	AD02196	0.90 ± 0.03
AD02134	0.34 ± 0.01	AD02191	0.54 ± 0.03	AD02253	0.90 ± 0.05
AD02078	0.34 ± 0.03	AD02429	0.54 ± 0.02	AD02484	0.90 ± 0.09
AD02151	0.34 ± 0.02	AD01716	0.54 ± 0.09	AD02467	0.91 ± 0.00
AD02238	0.34 ± 0.03	AD02360	0.54 ± 0.02	AD02538	0.91 ± 0.10
AD02168	0.34 ± 0.00	AD01762	0.54 ± 0.01	AD02478	0.91 ± 0.01
AD02096	0.34 ± 0.03	AD01735	0.55 ± 0.07	AD02479	0.92 ± 0.05
AD01758	0.34 ± 0.05	AD02248	0.55 ± 0.05	AD02540	0.92 ± 0.08
AD02077	0.34 ± 0.02	AD02193	0.55 ± 0.01	AD02524	0.92 ± 0.03

TABLE 5D-continued

In vitro analyses of 1 mM LPA RNAi agents, inhibition of LPA expression.					
Duplex No.	LPA levels	Duplex No.	LPA levels	Duplex No.	LPA levels
AD02345	0.34 ± 0.02	AD02119	0.55 ± 0.01	AD02466	0.92 ± 0.05
AD02384	0.34 ± 0.02	AD02287	0.55 ± 0.02	AD02520	0.92 ± 0.06
AD02094	0.34 ± 0.01	AD02357	0.56 ± 0.01	AD02498	0.92 ± 0.06
AD02419	0.34 ± 0.04	AD01708	0.57 ± 0.06	AD02472	0.92 ± 0.05
AD02401	0.34 ± 0.02	AD02247	0.57 ± 0.06	AD02106	0.93 ± 0.08
AD02402	0.34 ± 0.03	AD02430	0.58 ± 0.07	AD02486	0.93 ± 0.02
AD01712	0.34 ± 0.04	AD02339	0.58 ± 0.03	AD02236	0.93 ± 0.04
AD02276	0.34 ± 0.01	AD02321	0.59 ± 0.03	AD02543	0.93 ± 0.12
AD02150	0.34 ± 0.02	AD02269	0.59 ± 0.02	AD02517	0.94 ± 0.05
AD02166	0.34 ± 0.03	AD02210	0.59 ± 0.04	AD02505	0.94 ± 0.10
AD02351	0.34 ± 0.02	AD02211	0.60 ± 0.02	AD02464	0.94 ± 0.06
AD02241	0.35 ± 0.04	AD02091	0.60 ± 0.03	AD02499	0.94 ± 0.16
AD02282	0.35 ± 0.01	AD02120	0.60 ± 0.07	AD02500	0.94 ± 0.05
AD02130	0.35 ± 0.04	AD02229	0.60 ± 0.03	AD02544	0.95 ± 0.07
AD01751	0.35 ± 0.03	AD01727	0.60 ± 0.02	AD02541	0.95 ± 0.15
AD02356	0.35 ± 0.03	AD01730	0.60 ± 0.02	AD02509	0.95 ± 0.09
AD02405	0.35 ± 0.04	AD02190	0.60 ± 0.07	AD02508	0.95 ± 0.10
AD02129	0.35 ± 0.01	AD02411	0.60 ± 0.06	AD02510	0.95 ± 0.03
AD02355	0.35 ± 0.01	AD02322	0.61 ± 0.03	AD02521	0.96 ± 0.16
AD02423	0.35 ± 0.06	AD02433	0.61 ± 0.02	AD02507	0.96 ± 0.03
AD02316	0.35 ± 0.02	AD01761	0.62 ± 0.05	AD02105	0.96 ± 0.09
AD02331	0.35 ± 0.02	AD01720	0.62 ± 0.02	AD02495	0.96 ± 0.05
AD02335	0.35 ± 0.01	AD02228	0.62 ± 0.06	AD02504	0.97 ± 0.04
AD02187	0.35 ± 0.03	AD02393	0.62 ± 0.03	AD02493	0.97 ± 0.06
AD02314	0.36 ± 0.04	AD02359	0.62 ± 0.03	AD02542	0.97 ± 0.06
AD02300	0.36 ± 0.03	AD02323	0.62 ± 0.05	AD02503	0.98 ± 0.05
AD02387	0.36 ± 0.06	AD02118	0.63 ± 0.05	AD02107	0.98 ± 0.05
AD02337	0.36 ± 0.04	AD02286	0.63 ± 0.04	AD02477	0.98 ± 0.06
AD01729	0.36 ± 0.01	AD02087	0.63 ± 0.04	AD02501	0.98 ± 0.07
AD02283	0.36 ± 0.02	AD01715	0.63 ± 0.06	AD02497	0.98 ± 0.05
AD02185	0.36 ± 0.01	AD02192	0.63 ± 0.02	AD02494	0.98 ± 0.13
AD02167	0.36 ± 0.01	AD02431	0.64 ± 0.06	AD02475	1.00 ± 0.07
AD02076	0.36 ± 0.04	AD02340	0.64 ± 0.03	AD02514	1.00 ± 0.00
AD02418	0.36 ± 0.01	AD02432	0.64 ± 0.02	AD02474	1.00 ± 0.03
AD02422	0.36 ± 0.03	AD02089	0.65 ± 0.07	AD02502	1.01 ± 0.01
AD02111	0.36 ± 0.02	AD02267	0.65 ± 0.11	AD02522	1.01 ± 0.04
AD02079	0.37 ± 0.02	AD02246	0.65 ± 0.07	AD02476	1.01 ± 0.09
AD01754	0.37 ± 0.04	AD02325	0.65 ± 0.03	AD02513	1.02 ± 0.03
AD02334	0.37 ± 0.02	AD02343	0.66 ± 0.05	AD02109	1.02 ± 0.06
AD02280	0.37 ± 0.05	AD02375	0.66 ± 0.04	AD02252	1.02 ± 0.08
AD02113	0.37 ± 0.03	AD02288	0.66 ± 0.06	AD02496	1.04 ± 0.05
AD02389	0.37 ± 0.03	AD02088	0.66 ± 0.01	AD02473	1.05 ± 0.04
AD02223	0.37 ± 0.04	AD02413	0.66 ± 0.03	AD02506	1.05 ± 0.05
AD02184	0.37 ± 0.02	AD02377	0.67 ± 0.05	AD01742	1.07 ± 0.24
AD02153	0.37 ± 0.02	AD02528	0.67 ± 0.04	AD02110	1.08 ± 0.07
AD02165	0.37 ± 0.02	AD02434	0.67 ± 0.05	AD02512	1.09 ± 0.17
AD02207	0.37 ± 0.01	AD02304	0.67 ± 0.02	AD02108	1.11 ± 0.04

Example 3. LPA RNAi Agent EC<sub>50</sub> Determination

[0142] Ten-point EC<sub>50</sub> curves were generated using the same cells and transfection conditions, with LPA RNAi agent concentrations ranging from 150fM-3 nM. EC<sub>50</sub> were determined using GraphPad Prism software (Table 6).

TABLE 6

EC <sub>50</sub> values (nM) determined in vitro for the indicated LPA RNAi agents.	
Duplex ID#	EC <sub>50</sub> (nM)
AD00575	0.073
AD00576	0.038
AD00578	0.112
AD00579	0.083
AD00621	0.100



TABLE 6-continued

EC <sub>50</sub> values (nM) determined in vitro for the indicated LPA RNAi agents.	
Duplex ID#	EC <sub>50</sub> (nM)
AD00635	0.577
AD01070	0.6388
AD01072	0.1068
AD01073	0.1154
AD01074	0.2903

Example 4. In Vitro Analysis of Structure-Activity Relationship (SAR) Designed LPA RNAi Agents

[0143] LPA RNAi agent SAR sets (364 sequences based on AD01532 and 351 sequences based on AD01533) were synthesized and screened for efficacy in vitro. For screening purposes, 2756 bp of the human LPA cDNA sequence from KIV-3 to KIV-9 (accession # NM\_005577.1) was synthesized and cloned (GeneWiz, South Plainfield, N.J.) into a commercially-available, reporter-based screening plasmid, psiCHECK2 (Promega, Madison, Wis.) which generated a Renilla luciferase/LPA fusion mRNA. For LPA RNAi agent efficacy in the human background, HuH7 cells, a human hepatocellular carcinoma line, were plated at ~7500 cells per well in 96-well format. Each of the LPA RNAi agents was co-transfected at two concentrations (1 nM and 0.1 nM, or 10 nM and 1 nM) with 25 ng LPA-psiCHECK2 plasmid DNA per well and 0.2 μL LipoFectamine 2000 per well. Gene knockdown was determined by measuring Renilla luciferase levels normalized to the levels of constitutively-expressed firefly luciferase, also present on the psiCHECK2 plasmid, using the Dual Luciferase Reporter Assay (Promega, Madison, Wis.) (Tables 7A and 7B).

TABLE 7A

Efficacy screen results of LPA RNAi agents in vitro, as determined by dual-luciferase reporter assay.		
Duplex ID No.	Relative R <sub>luc</sub> -LPA expression	
	1 nM	0.1 nM
SD0001	0.570	0.907
SD0002	0.873	1.061
SD0003	0.955	1.020
SD0004	0.845	1.007
SD0005	0.603	0.891
SD0006	0.551	0.780
SD0007	0.510	0.797
SD0008	0.544	0.892
SD0009	0.564	0.878
SD0010	0.542	1.051
SD0011	0.513	0.873
SD0012	0.533	0.963
SD0013	0.541	0.979
SD0014	0.551	0.987
SD0015	0.488	0.951
SD0016	0.588	0.868
SD0017	1.023	1.005
SD0018	0.866	0.965
SD0019	0.792	1.005
SD0020	0.633	0.860
SD0021	0.572	0.797
SD0022	0.610	0.874
SD0023	0.550	0.836
SD0024	0.597	0.859

TABLE 7A-continued

Efficacy screen results of LPA RNAi agents in vitro, as determined by dual-luciferase reporter assay.		
Duplex ID No.	Relative R <sub>luc</sub> -LPA expression	
	1 nM	0.1 nM
SD0025	0.587	0.899
SD0026	0.570	0.898
SD0027	0.580	0.825
SD0028	0.612	0.885
SD0029	0.528	0.866
SD0030	0.657	0.825
SD0031	0.560	0.914
SD0032	0.664	0.976
SD0033	0.787	1.035
SD0034	0.739	1.002
SD0035	0.658	0.949
SD0036	0.554	0.896
SD0037	0.557	0.873
SD0038	0.528	0.854
SD0039	0.511	0.847
SD0040	0.554	0.976
SD0041	0.559	0.823
SD0042	0.496	0.825
SD0043	0.563	0.851
SD0044	0.476	0.861
SD0045	0.542	0.841
SD0046	0.651	0.980
SD0047	0.967	0.995
SD0048	0.694	0.936
SD0049	0.960	0.946
SD0050	0.692	0.971
SD0051	0.611	0.905
SD0052	0.657	0.849
SD0053	0.642	0.848
SD0054	0.598	0.852
SD0055	0.494	0.828
SD0056	0.524	0.885
SD0057	0.582	0.816
SD0058	0.597	0.866
SD0059	0.560	0.905
SD0060	0.594	0.849
SD0061	0.571	1.058
SD0062	0.871	1.157
SD0063	0.969	1.138
SD0064	0.555	1.019
SD0065	0.671	0.953
SD0066	0.561	0.951
SD0067	0.612	0.904
SD0068	0.573	0.938
SD0069	0.574	0.975
SD0070	0.606	1.030
SD0071	0.494	0.959
SD0072	0.557	0.892
SD0073	0.593	0.984
SD0074	0.544	0.894
SD0075	0.552	0.937
SD0076	0.513	1.058
SD0077	0.930	1.071
SD0078	0.984	1.006
SD0079	0.853	1.031
SD0080	0.577	0.942
SD0081	0.595	1.044
SD0082	0.652	0.962
SD0083	0.583	0.928
SD0084	0.540	1.049
SD0085	0.523	0.961
SD0086	0.536	0.956
SD0087	0.586	0.987
SD0088	0.563	0.892
SD0089	0.555	0.947
SD0090	0.599	0.928
SD0091	0.665	0.854
SD0092	1.002	0.917
SD0093	1.047	0.880

TABLE 7A-continued

Efficacy screen results of LPA RNAi agents in vitro, as determined by dual-luciferase reporter assay.		
Duplex ID No.	Relative $R_{luc}$ -LPA expression	
	1 nM	0.1 nM
SD0094	0.867	0.911
SD0095	0.919	0.868
SD0096	0.666	0.887
SD0097	0.673	0.737
SD0098	0.567	0.809
SD0099	0.604	0.909
SD0100	0.557	0.880
SD0101	0.545	0.806
SD0102	0.728	0.900
SD0103	0.719	0.928
SD0104	0.766	0.955
SD0105	0.965	0.927
SD0106	1.161	1.006
SD0107	1.048	0.966
SD0108	1.066	0.985
SD0109	1.111	0.917
SD0110	1.152	0.954
SD0111	1.045	0.944
SD0112	1.089	1.019
SD0113	0.949	0.935
SD0114	0.875	1.033
SD0115	1.022	1.077
SD0116	0.947	1.028
SD0117	0.946	1.021
SD0118	0.879	0.977
SD0119	0.963	1.016
SD0120	0.967	0.948
SD0121	0.651	0.897
SD0122	1.085	1.111
SD0123	1.153	1.052
SD0124	0.955	0.936
SD0125	0.928	0.928
SD0126	1.033	0.933
SD0127	0.637	0.717
SD0128	0.630	0.653
SD0129	1.052	1.192
SD0130	1.025	1.107
SD0131	1.280	1.059
SD0132	1.094	1.024
SD0133	1.113	1.031
SD0134	0.928	0.991
SD0135	0.804	1.023
SD0136	1.028	1.104
SD0137	0.902	1.149
SD0138	0.942	1.015
SD0139	0.984	1.068
SD0140	0.953	1.091
SD0141	0.925	1.022
SD0142	0.906	0.994
SD0143	0.898	0.990
SD0144	0.858	0.972
SD0145	0.917	0.947
SD0146	0.850	0.906
SD0147	0.933	0.995
SD0148	0.856	0.994
SD0149	0.882	0.985
SD0150	0.810	1.002
SD0151	0.813	0.909
SD0152	0.963	1.031
SD0153	1.058	0.936
SD0154	0.968	0.944
SD0155	0.969	0.940
SD0156	0.933	0.807
SD0157	0.906	0.913
SD0158	0.926	0.964
SD0159	0.805	0.850
SD0160	0.895	0.965
SD0161	0.865	1.006
SD0162	0.935	1.029

TABLE 7A-continued

Efficacy screen results of LPA RNAi agents in vitro, as determined by dual-luciferase reporter assay.		
Duplex ID No.	Relative $R_{luc}$ -LPA expression	
	1 nM	0.1 nM
SD0163	0.928	0.985
SD0164	0.920	0.957
SD0165	1.039	1.110
SD0166	1.061	1.023
SD0167	1.020	0.982
SD0168	1.053	0.989
SD0169	1.002	1.018
SD0170	1.078	0.982
SD0171	0.838	0.923
SD0172	1.025	0.934
SD0173	0.864	0.963
SD0174	1.020	1.043
SD0175	1.128	1.046
SD0176	1.009	1.110
SD0177	0.735	0.975
SD0178	0.824	1.074
SD0179	0.690	0.895
SD0180	0.572	0.914
SD0181	0.904	1.028
SD0182	1.176	1.093
SD0183	1.247	1.090
SD0184	1.097	0.974
SD0185	1.045	0.985
SD0186	0.940	0.943
SD0187	0.883	0.994
SD0188	ND	ND
SD0189	0.872	0.977
SD0190	0.861	1.166
SD0191	0.779	1.044
SD0192	0.796	1.116
SD0193	0.975	1.112
SD0194	0.876	1.058
SD0195	0.747	0.970
SD0196	0.787	1.086
SD0197	1.276	1.127
SD0198	1.144	1.140
SD0199	1.136	1.101
SD0200	0.814	0.911
SD0201	0.733	0.915
SD0202	0.576	0.933
SD0203	0.593	0.824
SD0204	0.882	1.038
SD0205	0.681	1.012
SD0206	0.600	0.927
SD0207	0.738	0.974
SD0208	0.638	0.883
SD0209	0.641	0.878
SD0210	0.544	0.886
SD0211	0.702	0.920
SD0212	0.704	0.854
SD0213	0.655	0.887
SD0214	0.629	0.860
SD0215	0.598	0.850
SD0216	0.611	0.782
SD0217	0.710	0.806
SD0218	0.738	0.758
SD0219	0.664	0.809
SD0220	1.133	0.891
SD0221	0.940	0.914
SD0222	0.853	0.882
SD0223	0.691	0.889
SD0224	0.997	1.033
SD0225	0.954	0.998
SD0226	1.202	0.997
SD0227	0.948	1.017
SD0228	0.786	0.947

TABLE 7A-continued

Efficacy screen results of LPA RNAi agents in vitro, as determined by dual-luciferase reporter assay.		
Duplex ID No.	Relative $R_{luc}$ -LPA expression	
	1 nM	0.1 nM
SD0229	0.620	0.830
SD0230	0.840	0.972
SD0231	0.904	0.890

TABLE 7B

Efficacy screen results of LPA RNAi agents in vitro, as determined by dual-luciferase reporter assay.		
Duplex ID #	Relative $R_{luc}$ -LPA expression	
	10 nM	1 nM
SD0232	0.659	0.699
SD0233	0.942	1.252
SD0234	0.967	1.358
SD0235	0.910	0.890
SD0236	0.742	0.822
SD0237	0.758	0.831
SD0238	0.700	0.737
SD0239	0.645	0.765
SD0240	0.701	0.773
SD0241	0.770	0.821
SD0242	0.626	0.719
SD0243	0.759	0.848
SD0244	0.798	0.953
SD0245	0.764	0.821
SD0246	0.812	0.690
SD0247	0.786	0.844
SD0248	1.011	1.167
SD0249	1.118	1.189
SD0250	1.021	1.239
SD0251	1.041	1.151
SD0252	1.070	1.124
SD0253	1.044	1.131
SD0254	0.861	0.948
SD0255	0.751	0.829
SD0256	0.931	1.037
SD0257	1.024	1.037
SD0258	0.935	1.030
SD0259	1.089	1.081
SD0260	0.955	1.008
SD0261	0.923	0.980
SD0262	0.908	1.107
SD0263	1.060	1.449
SD0264	1.041	1.419
SD0265	1.065	1.373
SD0266	0.950	1.376
SD0267	0.963	1.214
SD0268	1.023	1.299
SD0269	0.908	1.066
SD0270	0.963	1.081
SD0271	1.088	1.189
SD0272	0.966	1.135
SD0273	0.953	1.192
SD0274	1.049	1.217
SD0275	1.006	1.206
SD0276	0.969	1.064
SD0277	0.686	0.796
SD0278	0.985	1.305
SD0279	0.985	1.301
SD0280	0.978	1.237
SD0281	1.038	1.230
SD0282	0.933	1.191
SD0283	0.930	1.152

TABLE 7B-continued

Efficacy screen results of LPA RNAi agents in vitro, as determined by dual-luciferase reporter assay.		
Duplex ID #	Relative $R_{luc}$ -LPA expression	
	10 nM	1 nM
SD0284	0.907	1.117
SD0285	0.625	0.870
SD0286	0.984	1.056
SD0287	0.906	0.965
SD0288	1.052	1.123
SD0289	0.997	1.215
SD0290	0.892	1.197
SD0291	0.907	1.065
SD0292	0.689	0.862
SD0293	0.955	1.190
SD0294	1.095	1.157
SD0295	0.851	1.004
SD0296	1.018	1.106
SD0297	0.737	0.760
SD0298	0.790	0.828
SD0299	0.721	0.713
SD0300	0.796	0.869
SD0301	0.781	0.841
SD0302	0.621	0.720
SD0303	0.684	0.852
SD0304	0.774	0.842
SD0305	0.778	0.799
SD0306	0.718	0.793
SD0307	0.982	0.883
SD0308	1.297	1.193
SD0309	1.123	1.208
SD0310	0.961	1.073
SD0311	1.168	1.019
SD0312	0.923	0.824
SD0313	0.883	0.871
SD0314	0.670	0.650
SD0315	0.988	0.958
SD0316	0.908	0.880
SD0317	0.754	0.850
SD0318	0.963	0.944
SD0319	0.945	0.862
SD0320	0.961	0.875
SD0321	0.841	0.797
SD0322	0.546	0.521
SD0323	0.581	0.895
SD0324	0.692	0.900
SD0325	0.506	0.796
SD0326	0.634	0.709
SD0327	0.522	0.592
SD0328	0.602	0.632
SD0329	0.504	0.615
SD0330	0.445	0.601
SD0331	0.457	0.579
SD0332	0.500	0.601
SD0333	0.447	0.618
SD0334	0.490	0.528
SD0335	0.421	0.555
SD0336	0.488	0.533
SD0337	1.714	0.978
SD0338	1.262	1.350
SD0339	1.259	1.357
SD0340	0.996	1.277
SD0341	1.190	1.183
SD0342	0.818	0.923
SD0343	0.803	0.855
SD0344	0.708	0.883
SD0345	1.132	0.901
SD0346	0.847	0.890
SD0347	0.659	0.780
SD0348	0.730	0.945
SD0349	0.825	0.886
SD0350	0.826	0.897
SD0351	0.730	0.842
SD0352	0.297	0.276

TABLE 7B-continued

Efficacy screen results of LPA RNAi agents in vitro, as determined by dual-luciferase reporter assay.		
Duplex ID #	Relative $R_{luc}$ -LPA expression 10 nM	1 nM
SD0353	0.773	0.746
SD0354	0.663	0.722
SD0355	0.620	0.626
SD0356	0.546	0.599
SD0357	0.298	0.411
SD0358	0.313	0.318
SD0359	0.273	0.282
SD0360	0.256	0.257
SD0361	0.269	0.276
SD0362	0.270	0.276
SD0363	0.350	0.272
SD0364	0.227	0.243
SD0365	0.228	0.233
SD0366	0.264	0.241
SD0367	0.262	0.252
SD0368	0.571	0.597
SD0369	0.539	0.531
SD0370	0.521	0.545
SD0371	0.302	0.319
SD0372	0.353	0.335
SD0373	0.279	0.255
SD0374	0.266	0.194
SD0375	0.246	0.238
SD0376	0.258	0.238
SD0377	0.246	0.226
SD0378	0.237	0.226
SD0379	0.262	0.226
SD0380	0.247	0.240
SD0381	0.639	0.657
SD0382	0.267	0.517
SD0383	0.473	0.547
SD0384	0.456	0.563
SD0385	0.264	0.393
SD0386	0.329	0.325
SD0387	0.186	0.231
SD0388	0.217	0.248
SD0389	0.230	0.275
SD0390	0.210	0.270
SD0391	0.247	0.224
SD0392	0.257	0.236
SD0393	0.252	0.253
SD0394	0.267	0.251
SD0395	0.594	0.675
SD0396	0.511	0.678
SD0397	0.457	0.618
SD0398	0.516	0.601
SD0399	0.261	0.389
SD0400	0.327	0.300
SD0401	0.230	0.250
SD0402	0.231	0.260
SD0403	0.237	0.221
SD0404	0.258	0.243
SD0405	0.253	0.246
SD0406	0.228	0.230
SD0407	0.228	0.215
SD0408	0.247	0.255
SD0409	0.565	0.667
SD0410	0.796	0.863
SD0411	0.633	0.646
SD0412	0.613	0.699
SD0413	0.294	0.439
SD0414	0.416	0.310
SD0415	0.275	0.238
SD0416	0.241	0.290
SD0417	0.257	0.284
SD0418	0.267	0.306
SD0419	0.249	0.229
SD0420	0.243	0.240
SD0421	0.250	0.241

TABLE 7B-continued

Efficacy screen results of LPA RNAi agents in vitro, as determined by dual-luciferase reporter assay.		
Duplex ID #	Relative $R_{luc}$ -LPA expression 10 nM	1 nM
SD0422	0.230	0.237
SD0423	0.555	0.684
SD0424	0.614	0.682
SD0425	0.592	0.733
SD0426	0.604	0.699
SD0427	0.281	0.449
SD0428	0.301	0.330
SD0429	0.230	0.261
SD0430	0.241	0.273
SD0431	0.232	0.255
SD0432	0.247	0.288
SD0433	0.238	0.280
SD0434	0.224	0.293
SD0435	0.249	0.240
SD0436	0.428	0.445
SD0437	0.542	0.829
SD0438	1.106	1.048
SD0439	0.930	1.096
SD0440	1.033	1.023
SD0441	0.630	0.657
SD0442	0.912	0.913
SD0443	0.392	0.375
SD0444	0.552	0.441
SD0445	0.561	0.514
SD0446	0.550	0.442
SD0447	0.415	0.362
SD0448	0.566	0.503
SD0449	0.579	0.475
SD0450	0.463	0.424
SD0451	0.925	0.929
SD0452	0.963	0.939
SD0453	0.967	0.952
SD0454	0.948	0.883
SD0455	0.746	0.645
SD0456	0.840	0.860
SD0457	0.473	0.402
SD0458	0.555	0.514
SD0459	0.566	0.472
SD0460	0.609	0.478
SD0461	0.408	0.355
SD0462	0.630	0.532
SD0463	0.631	0.497
SD0464	0.549	0.510
SD0465	0.966	0.809
SD0466	0.910	0.841
SD0467	0.904	0.878
SD0468	0.999	1.009
SD0469	0.734	0.760
SD0470	0.925	0.806
SD0471	0.559	0.482
SD0472	0.572	0.543
SD0473	0.652	0.594
SD0474	0.621	0.598
SD0475	0.564	0.472
SD0476	0.769	0.631
SD0477	0.734	0.613
SD0478	0.460	0.411
SD0479	0.713	0.802
SD0480	0.883	0.892
SD0481	0.926	0.899
SD0482	1.180	0.937
SD0483	0.805	0.986
SD0484	0.920	1.104
SD0485	0.510	0.524
SD0486	0.626	0.598
SD0487	0.628	0.640
SD0488	0.597	0.637
SD0489	0.482	0.486
SD0490	0.685	0.664

TABLE 7B-continued

Efficacy screen results of LPA RNAi agents in vitro, as determined by dual-luciferase reporter assay.		
Duplex ID #	Relative $R_{luc}$ -LPA expression 10 nM	1 nM
SD0491	0.650	0.662
SD0492	0.454	0.490
SD0493	1.006	1.040
SD0494	0.933	1.024
SD0495	0.927	1.016
SD0496	0.921	1.004
SD0497	0.690	0.846
SD0498	0.970	0.913
SD0499	0.448	0.399
SD0500	0.614	0.485
SD0501	0.609	0.521
SD0502	0.626	0.526
SD0503	0.493	0.410
SD0504	0.727	0.551
SD0505	0.688	0.541
SD0506	0.319	0.338
SD0507	0.927	0.897
SD0508	0.929	0.972
SD0509	0.853	0.925
SD0510	0.755	0.935
SD0511	0.480	0.559
SD0512	0.834	0.854
SD0513	0.440	0.323
SD0514	0.415	0.414
SD0515	0.442	0.343
SD0516	0.422	0.341
SD0517	0.346	0.320
SD0518	0.488	0.420
SD0519	0.435	0.390
SD0520	0.819	0.737
SD0521	1.058	0.903
SD0522	1.088	0.933
SD0523	1.075	0.948
SD0524	1.067	0.900
SD0525	0.917	0.858
SD0526	1.126	1.055
SD0527	0.832	0.776
SD0528	0.980	0.886
SD0529	1.059	0.821
SD0530	0.934	0.844
SD0531	0.832	0.883
SD0532	0.936	0.868
SD0533	0.900	0.946
SD0534	1.012	0.984
SD0535	1.041	1.095
SD0536	1.113	1.097
SD0537	1.125	0.957
SD0538	1.059	1.162
SD0539	0.901	0.963
SD0540	0.900	0.924
SD0541	1.033	0.911
SD0542	0.958	0.906
SD0543	0.870	0.816
SD0544	1.100	0.853
SD0545	0.881	0.794
SD0546	0.897	0.813
SD0547	1.005	0.785
SD0548	0.972	0.866
SD0549	1.019	1.121
SD0550	0.986	1.015
SD0551	0.966	1.033
SD0552	0.893	1.028
SD0553	0.976	0.998
SD0554	0.938	0.935
SD0555	0.886	0.875
SD0556	1.181	1.142
SD0557	1.016	0.999
SD0558	1.026	0.968
SD0559	0.928	0.844

TABLE 7B-continued

Efficacy screen results of LPA RNAi agents in vitro, as determined by dual-luciferase reporter assay.		
Duplex ID #	Relative $R_{luc}$ -LPA expression 10 nM	1 nM
SD0560	0.990	0.805
SD0561	0.836	0.791
SD0562	1.021	0.772
SD0563	0.886	0.946
SD0564	1.194	1.254
SD0565	1.010	1.033
SD0566	1.110	0.993
SD0567	0.995	0.895
SD0568	0.964	0.901
SD0569	0.853	0.876
SD0570	0.832	0.860
SD0571	1.036	0.959
SD0572	1.013	0.902
SD0573	0.948	0.793
SD0574	0.868	0.812
SD0575	0.946	0.712
SD0576	0.922	0.774
SD0577	0.824	0.800
SD0578	0.997	0.950
SD0579	1.048	1.143
SD0580	1.071	0.935
SD0581	0.987	0.869
SD0582	0.946	0.816
SD0583	0.932	0.789
SD0584	1.062	0.866
SD0585	1.155	0.891
SD0586	0.960	0.819
SD0587	0.934	0.832
SD0588	1.033	0.781
SD0589	0.972	0.798
SD0590	0.925	0.704
SD0591	1.061	0.915
SD0592	1.129	0.996
SD0593	0.856	0.895
SD0594	0.840	0.956
SD0595	0.882	0.857
SD0596	0.856	0.896
SD0597	0.869	0.697
SD0598	0.878	0.700
SD0599	0.808	0.857
SD0600	0.856	0.823
SD0601	0.742	0.713
SD0602	0.740	0.846
SD0603	0.808	0.816
SD0604	0.561	0.527
SD0605	0.711	0.880
SD0606	0.852	0.922
SD0607	0.695	0.887
SD0608	0.635	0.917
SD0609	0.655	0.874
SD0610	0.596	0.765
SD0611	0.482	0.508
SD0612	0.629	0.578
SD0613	0.616	0.503
SD0614	0.716	0.682
SD0615	0.570	0.491
SD0616	0.671	0.668
SD0617	0.713	0.721
SD0618	0.819	0.862
SD0619	0.925	0.968
SD0620	0.859	0.978
SD0621	0.923	1.075
SD0622	0.900	0.988
SD0623	0.908	0.969
SD0624	0.775	0.889
SD0625	0.827	0.850
SD0626	0.832	0.796
SD0627	0.916	0.796
SD0628	0.863	0.898

TABLE 7B-continued

Efficacy screen results of LPA RNAi agents in vitro, as determined by dual-luciferase reporter assay.		
Duplex ID #	Relative $R_{luc}$ -LPA expression 10 nM	1 nM
SD0629	0.915	0.869
SD0630	0.893	0.856
SD0631	0.940	0.848
SD0632	0.878	0.911
SD0633	0.934	1.074
SD0634	0.915	1.019
SD0635	0.911	0.912
SD0636	0.852	0.911
SD0637	0.997	0.965
SD0638	0.983	0.935
SD0639	0.806	0.823
SD0640	0.838	0.846
SD0641	0.906	0.861
SD0642	0.740	0.836
SD0643	0.739	0.725
SD0644	0.780	0.762
SD0645	0.739	0.819
SD0646	0.734	0.798
SD0647	0.789	0.913
SD0648	0.707	0.946
SD0649	0.943	1.077
SD0650	0.729	0.872
SD0651	0.666	0.879
SD0652	0.704	0.882
SD0653	0.661	0.726
SD0654	0.751	0.881
SD0655	0.727	0.822
SD0656	0.746	0.839
SD0657	0.849	0.842
SD0658	0.835	0.796
SD0659	0.972	0.830
SD0660	0.772	0.672
SD0661	0.883	0.918
SD0662	0.934	0.952
SD0663	0.974	0.891
SD0664	0.939	0.936
SD0665	1.116	0.919
SD0666	0.924	0.954
SD0667	0.780	0.744
SD0668	0.795	0.726
SD0669	0.819	0.754
SD0670	0.856	0.830
SD0671	0.844	0.758
SD0672	0.978	0.952
SD0673	0.860	0.845
SD0674	0.526	0.566
SD0675	0.661	0.961
SD0676	0.690	0.916
SD0677	0.672	0.939
SD0678	0.821	0.973
SD0679	0.943	0.952
SD0680	1.018	0.991
SD0681	0.561	0.580
SD0682	0.777	0.688
SD0683	0.654	0.639
SD0684	0.691	0.622
SD0685	0.518	0.555
SD0686	0.661	0.738
SD0687	0.722	0.644
SD0688	0.416	0.385
SD0689	0.571	0.870
SD0690	0.697	0.946
SD0691	0.616	0.840
SD0692	0.644	0.850
SD0693	0.781	0.733
SD0694	1.022	0.902
SD0695	0.458	0.448
SD0696	0.500	0.455
SD0697	0.454	0.444

TABLE 7B-continued

Efficacy screen results of LPA RNAi agents in vitro, as determined by dual-luciferase reporter assay.		
Duplex ID #	Relative $R_{luc}$ -LPA expression 10 nM	1 nM
SD0698	0.497	0.467
SD0699	0.369	0.416
SD0700	0.622	0.552
SD0701	0.542	0.528
SD0702	0.301	0.423
SD0703	0.376	0.367
SD0704	0.373	0.334
SD0705	0.315	0.347
SD0706	0.339	0.351
SD0707	0.245	0.263
SD0708	0.572	0.703
SD0709	0.313	0.484
SD0710	0.297	0.431
SD0711	0.284	0.397
SD0712	0.300	0.471
SD0713	0.297	0.417
SD0714	0.300	0.438
SD0715	0.280	0.430

Example 5. In Vivo Analysis of RNAi Agent  
Efficacy in Transiently Transgenic and Transgenic  
Mice

**[0144]** A) Administration and Sample Collection.

**[0145]** In order to evaluate the efficacy of LPA RNAi agents in vivo, transiently transgenic mice were used. At least 30 days prior to cholesterol-conjugated LPA RNAi agent administration, wild-type mice were injected by hydrodynamic tail vein injection with a plasmid containing the SEAP gene under the control of the mouse albumin promoter. LPA gene target sequences were cloned in the 3' UTR of the plasmid. These mice are noted as SEAP-LPA HTV mice. Cholesterol-conjugated LPA RNAi agents were administered to mice using MLP delivery polymer on day 1 (WO 2012/083185, incorporated herein by reference; melittin was synthesized and modified with CDM-NAG to yield MLP delivery polymer as described therein). Each mouse received an intravenous (IV) injection into the tail vein of 200-250  $\mu$ L solution containing a dose of LPA RNAi agent+ MLP delivery polymer (1:1 w/w RNAi agent: MLP delivery polymer in most cases). In some experiments, LPA RNAi agents were directly conjugated to a delivery polymer. Polymer conjugated LPA RNAi agents were similarly injected into tail vein. The indicated LPA RNAi agent (Table 8B) was conjugated to a polyacrylate polymer, ARF1164-106A-5, having 54.4% ethoxy ethyl amino acrylate (EEAA) amine monomers and 45.6% propyl acrylate propyl monomers (MW 41962 g/mol, polymer synthesized as described in WO 2013/158141) and masked with 3 $\times$ ACit-NAG, 6 $\times$ ACit-PEG (polymer masked as described in WO 2012/092373 and PCT/US16/34512). Control serum (pre-treatment) samples were taken from the mice pre-injection on days -4, or -1. Post injection serum samples were taken from the mice days 4, 8, 15, 22, 29, 36, and 43. For some mice, samples were collected on day 3 or day 5, instead of day 4.

**[0146]** In additional experiments, LPA RNAi agents were evaluated in vivo using transiently transgenic mice expressing full length LPA. At least 30 days prior to cholesterol-

targeted LPA RNAi agent administration, immune compromised (Nod.scid) mice were injected by hydrodynamic tail vein injection with a minicircle containing the LPA cDNA under the control of the mouse albumin promoter. These mice are noted as LPA mc HTV mice. Either cholesterol-targeted or NAG (also termed GalNAc)-conjugated LPA RNAi agents were administered to mice on day 1. For Cholesterol-targeted RNAi agents, each mouse received an intravenous (IV) injection into the tail vein of 200-250 µL solution containing a dose of RNAi agent+MLP delivery polymer (1:1 w/w RNAi agent:MLP delivery polymer). For NAG conjugated LPA RNAi agents, mice received a subcutaneous (SC) injection into the loose skin on the back between the shoulders of 300 µL solution containing a dose of the RNAi agent in buffered saline. For some sample, the LPA RNAi agent was administered either with or without MLP delivery peptide. RNAi agents delivered with MLP delivery peptide were administered by intravenous (IV) injection into the tail vein of 200-250 µL solution containing a dose of RNAi agent+MLP delivery polymer (1:2 w/w RNAi agent: MLP delivery polymer in most cases). Control serum (pre-treatment) samples were taken from the mice pre-injection on days -4, or -1. Post injection serum samples were taken from the mice days 4, 8, 15, 22, 29, 36, and 43. For some mice, samples were collected on day 3 or day 5, instead of day 4.

[0147] In further experiments, LPA RNAi agents were administered to apo(a) and Lp(a) transgenic mice (Frazer K A et al 1995, Nature Genetics 9:424-431). This mouse expresses human apo(a) from a YAC containing the full LPA gene (encoding apo(a) protein) with additional sequences both 5' and 3'. Lp(a) mice were bred by crossing apo(a) YAC-containing mice to human apoB-100 expressing mice (Callow M J et al 1994, PNAS 91:2130-2134). Cholesterol-targeted RNAi agents and NAG conjugated RNAi agents were administered as described above. Control serum (pre-treatment) samples were taken from the mice pre-injection on day -1. Post injection serum samples were taken from the mice days 4, 8, 15, 22, 29, 36, 43, 50, 57 and 64.

[0148] B) LPA expression knockdown analyses. For SEAP-LPA HTV mice, SEAP protein levels in serum were monitored by assaying serum from the mice using Phospho-Light™, a chemiluminescent reporter gene assay system (Life Technologies). For normalization, SEAP level for each animal at a given time point was divided by the pre-treatment level of expression in that animal to determine the ratio of expression “normalized to pre-treatment”. Expression at a specific time point was then averaged amongst individuals within the group.

[0149] For LPA mc HTV mice and transgenic mice, human apo(a) protein levels in serum were monitored by assaying serum from mice using an ELISA for apo(a) (Abcam). For normalization, apo(a) level for each animal at a time point was divided by the pre-treatment level of expression in that animal (in this case at day 1) to determine the ratio of expression “normalized to day 1”. Expression at a specific time point was then normalized to the saline control group by dividing the “normalized to day 1” ratio for an individual animal by the mean “normalized to day 1” ratio of all mice in the saline control group. This resulted in expression for each time point normalized to that in the control group.

[0150] Lp(a) levels were determined on a Cobas Integra 400 (Roche Diagnostics) according to the manufacturer’s

recommendations. For normalization, apo(a) level for each animal at a time point was divided by the pre-treatment level of expression in that animal (in this case at day 1) to determine the ratio of expression “normalized to day 1”. Expression at a specific time point was then normalized to the saline control group by dividing the “normalized to day 1” ratio for an individual animal by the mean “normalized to day 1” ratio of all mice in the saline control group. This resulted in expression for each time point normalized to that in the control group.

TABLE 8A

Relative LPA levels in mouse following intravenous administration of cholesterol-conjugated LPA RNAi agents + MLP delivery polymer.			
Duplex ID	LPA RNAi agent (mg/kg)	MLP (mg/kg)	Relative LPA
AD01184	2	2	0.20
AD01187	2	2	0.18
AD01190	2	2	0.17
AD01193	2	2	0.22
AD01196	2	2	0.02
AD01197	2	2	0.065
AD01198	2	2	0.051
AD01199	2	2	0.070
AD01200	2	2	0.094
AD01201	2	2	0.029
AD01202	8	8	0.14
AD01205	2	2	0.21
AD01206	2	2	0.37
AD01207	2	2	0.19
AD01208	2	2	0.35
AD01209	2	2	0.16
AD01210	2	2	0.18
AD01211	2	2	0.38
AD01212	2	2	0.26
AD01213	2	2	0.30
AD02662	2	2	0.0010
AD02663	2	2	0.010
AD02664	2	2	0.0010

TABLE 8B

Relative LPA levels in mouse following intravenous administration of delivery polymer-conjugated LPA RNAi agents.		
Duplex ID	LPA RNAi agent (mg/kg)	Relative LPA
AD01462	0.5	0.38
AD01463	0.5	0.41
AD01466	0.5	0.33
AD01467	0.5	0.46

TABLE 8C

Relative LPA levels in mouse following subcutaneous administration of NAG-conjugated LPA RNAi agents.		
Duplex ID	LPA RNAi agent (mg/kg)	Relative LPA
AD01529	10	0.068
AD01530	10	0.43
AD01531	10	0.62
AD01532	10	0.18
AD01533	10	0.30
AD01534	10	0.44
AD01765	10	0.14

TABLE 8C-continued

Relative LPA levels in mouse following subcutaneous administration of NAG-conjugated LPA RNAi agents.		
Duplex ID	LPA RNAi agent (mg/kg)	Relative LPA
AD01766	10	0.52
AD01767	10	0.51
AD01768	10	0.15
AD01769	10	0.56
AD01770	10	0.29
AD01772	10	0.25
AD01773	10	0.28
AD01774	10	0.24
AD01780	10	0.34
AD01804	10	0.68
AD01976	10	0.27
AD01977	10	0.27
AD01978	10	0.53
AD01979	10	0.044
AD01980	10	0.087
AD01981	10	0.074
AD01982	10	0.066
AD01983	10	0.078
AD01984	10	0.036
AD01985	10	0.0070
AD01986	10	0.019
AD01987	10	0.019
AD01988	10	0.042
AD01989	10	0.053
AD01990	10	0.017
AD02001	10	0.021
AD02003	10	0.050
AD02004	10	0.050
AD02005	10	0.040
AD02006	10	0.11
AD02007	10	0.21
AD02008	10	0.080
AD02009	10	0.090
AD02010	10	0.16
AD02011	10	0.070
AD02435	10	0.038
AD02436	10	0.027
AD02437	10	0.052
AD02438	10	0.063
AD02439	10	0.073
AD02440	10	0.13
AD02545	10	0.079
AD02546	10	0.045
AD02547	10	0.055
AD02548	10	0.13
AD02549	10	0.071
AD02550	10	0.039
AD02551	10	0.057
AD02552	10	0.033
AD02553	10	0.14
AD02554	10	0.14
AD02555	10	0.18
AD02556	10	0.10
AD02557	10	0.10
AD02558	10	0.071
AD02559	10	0.039
AD02560	10	0.058
AD02561	10	0.12
AD02609	3	0.59
AD02610	3	0.36
AD02611	3	0.35
AD02612	3	0.37
AD02613	3	0.24
AD02614	3	0.24
AD02615	3	0.14
AD02616	3	0.25
AD02617	3	0.090
AD02618	3	0.11
AD02619	3	0.020
AD02620	3	0.11
AD02682	10	0.11

TABLE 8C-continued

Relative LPA levels in mouse following subcutaneous administration of NAG-conjugated LPA RNAi agents.		
Duplex ID	LPA RNAi agent (mg/kg)	Relative LPA
AD02683	10	0.14
AD02684	10	0.79
AD02685	10	0.78
AD02686	10	0.19
AD02687	10	0.27
AD02696	3	0.050
AD02710	3	0.040
AD02711	3	0.040
AD02712	3	0.49
AD02713	3	0.040
AD02714	3	0.040
AD02715	3	0.070
AD02716	3	0.080
AD02717	3	0.12
AD02745	3	0.25
AD02746	3	0.22
AD02747	3	0.081
AD02748	3	0.17
AD02749	3	0.17
AD02750	3	0.066
AD02751	3	0.070
AD02752	3	0.044
AD02753	3	0.071
AD02819	1	0.022
AD02820	1	0.042
AD02821	1	0.038
AD02825	3	0.050
AD02826	3	0.050
AD02827	3	0.050
AD02828	3	0.050
AD02829	3	0.040
AD02830	3	0.040
AD02831	3	0.030
AD02832	3	0.030
AD02841	3	0.061
AD02842	3	0.16
AD02843	3	0.10
AD02844	3	0.11
AD02845	3	0.22
AD02846	3	0.16
AD02847	3	0.066
AD02848	3	0.055
AD02849	3	0.083
AD02850	3	0.042
AD02851	3	0.063
AD02852	3	0.11
AD02907	10	0.10
AD02908	10	0.11
AD02909	10	0.049
AD02910	10	0.23
AD02911	10	0.20
AD02912	10	0.10
AD02913	10	0.070
AD02914	10	0.050
AD02915	10	0.10
AD02916	10	0.090
AD02917	10	0.060
AD02918	10	0.020
AD02919	10	0.030
AD02920	10	0.050
AD02921	10	0.040
AD02922	10	0.080
AD02923	10	0.040
AD02924	10	0.050
AD02925	10	0.030
AD02926	10	0.17
AD02927	10	0.31
AD02928	10	0.081
AD02929	10	0.065
AD02930	10	0.15
AD02931	10	0.13



TABLE 8C-continued

Relative LPA levels in mouse following subcutaneous administration of NAG-conjugated LPA RNAi agents.		
Duplex ID	LPA RNAi agent (mg/kg)	Relative LPA
AD02932	10	0.11
AD03049	3	0.20
AD03050	3	0.087
AD03051	3	0.070
AD03052	3	0.080
AD03053	3	0.23
AD03054	3	0.050
AD03058	3	0.27
AD03059	3	0.22
AD03060	3	0.31
AD03061	3	0.16
AD03062	3	0.20
AD03063	3	0.13
AD03064	3	0.21
AD03065	3	0.085
AD03066	3	0.10
AD03067	3	0.094
AD03068	3	0.17
AD03069	3	0.077
AD03070	3	0.36
AD03071	3	0.043
AD03072	3	0.031
AD03073	3	0.019
AD03074	3	0.016
AD03075	3	0.062
AD03114	1	0.33
AD03115	1	0.30
AD03116	1	0.21
AD03117	1	0.14
AD03118	1	0.30
AD03119	1	0.10
AD03120	1	0.080
AD03121	1	0.14
AD03122	1	0.14
AD03123	1	0.34
AD03156	1	0.084
AD03157	1	0.016
AD03158	1	0.037
AD03159	1	0.63
AD03272	1	0.13
AD03273	1	0.20
AD03274	1	0.21
AD03275	1	0.15
AD03276	1	0.11
AD03277	1	0.13
AD03278	1	0.13
AD03279	1	0.21
AD03341	1	0.13
AD03421	1	0.29
AD03430	1	0.12
AD03432	1	0.16
AD03434	1	0.11
AD03436	1	0.21
AD03438	1	0.25
AD03440	1	0.21
AD03460	1	0.090
AD03462	1	0.40
AD03495	1	0.28
AD03536	1	0.14
AD03538	0.5	0.26
AD03539	0.5	0.21
AD03540	1	0.15
AD03541	0.5	0.10
AD03542	1	0.94
AD03547	1	0.19
AD03548	1	0.73
AD03549	1	0.29
AD03573	1	0.15
AD03574	1	0.15
AD03575	1	0.13
AD03576	1	0.18

TABLE 8C-continued

Relative LPA levels in mouse following subcutaneous administration of NAG-conjugated LPA RNAi agents.		
Duplex ID	LPA RNAi agent (mg/kg)	Relative LPA
AD03577	0.5	0.18
AD03578	0.5	0.38
AD03579	0.5	0.53
AD03603	1	0.083
AD03604	1	0.091
AD03605	1	0.19
AD03608	1	0.18
AD03609	1	0.16
AD03610	1	0.23
AD03611	1	0.40
AD03612	1	0.21
AD03629	1	0.11
AD03668	1	0.070
AD03705	0.5	0.11
AD03707	0.5	0.11
AD03720	0.5	0.14
AD03721	0.5	0.094
AD03722	0.5	0.19
AD03723	0.5	0.10
AD03765	1	0.080
AD03771	1	0.10
AD03801	1	0.15
AD03802	1	0.18
AD03844	1	0.17
AD03845	1	0.25
AD03848	1	0.10
AD03850	1	0.052
AD03851	1	0.076
AD03852	1	0.13
AD03853	1	0.081
AD03854	1	0.21
AD03856	1	0.32
AD03859	1	0.15
AD03862	1	0.12
AD03863	1	0.12
AD03921	1	0.17
AD03922	1	0.057
AD03923	1	0.066
AD03924	1	0.14
AD03931	1	0.34
AD03932	1	0.15
AD03933	1	0.34
AD03424	1	0.15
AD03425	1	0.21
AD03426	1	0.21
AD03427	1	0.19
AD03428	1	0.18
AD03760	0.5	0.21
AD03762	0.5	0.17
AD03763	0.5	0.21
AD03764	0.5	0.28
AD03766	0.5	0.065
AD03847	1	0.15
AD04110	1	0.070

Example 6. In Vivo Screening of LPA RNAi Agents and Time Course of SEAP Knockdown

[0151] Cholesterol-conjugated LPA RNAi agents were administered to transiently transgenic mice as described above. Each mouse received a single intravenous (IV) dose of 8 mg/kg of LPA RNAi agent with 8 mg/kg of MLP delivery polymer. SEAP protein levels in serum were monitored for up to 36 days. Knockdown levels and duration of response are shown in Table 9. A decrease in SEAP serum protein level of greater than 85% was obtained following administration of all LPA RNAi agents tested; with all but

two LPA RNAi agents tested showing greater than 99.4% knockdown. AD01196 and AD01199 showed >95% knockdown at day 36.

Example 7. In Vivo Screening LPA RNAi Agents and Time Course of LPA Knockdown at Lower LPA RNAi Agent Doses

[0152] Cholesterol-conjugated LPA RNAi agents were administered to transiently transgenic mice as described above. Each mouse received a single intravenous (IV) dose of 2 mg/kg of LPA RNAi agent with 2 mg/kg of MLP delivery polymer. SEAP protein levels in serum were monitored for up to 43 days (Table 10).

Example 8. In Vivo Testing of LPA RNAi Agents in Apo(a) Transgenic (Tg) Mice

[0153] AD01196 was administered to mice as described above. Each mouse received a single intravenous (IV) dose of either 2 mg/kg of LPA RNAi agent with 2 mg/kg of MLP delivery polymer or saline. Human apo(a) (apo(a)) levels in serum were monitored for up to 64 days (Table 11). At day 15, animals in the saline group received a single IV dose of 2 mg/kg of a control mouse Factor VII (F7) RNAi agent with 2 mg/kg of MLP delivery polymer. At day 22, F7 levels were measured in all animals. F7 activity was knocked down by 99% 7 days post dosing, with no effect on serum apo(a) levels. AD01196 showed >3 log<sub>10</sub> knockdown of apo(a) levels at nadir, with >80% knockdown observed after 3 weeks (Table 11).

TABLE 9

Serum SEAP protein levels in SEAP-LPA HTV mice following administration of 8 mg/kg chol-RNAi agents with 8 mg/kg MLP delivery peptide. SEAP levels were normalized to day -1 and saline control.														
Treatment	Day -1		Day 4		Day 8		Day 15		Day 22		Day 29		Day 36	
	Ave	SD	Ave	SD	Ave	SD	Ave	SD	Ave	SD	Ave	SD	Ave	SD
Saline	1.00	0.24	1.00	0.34	1.00	0.13	1.00	0.33	1.00	0.09	1.00	0.18	1.00	0.44
AD01184	1.00	0.39	0.27	0.10	0.15	0.06	0.01	0.00	0.07	0.04	0.43	0.39	0.98	0.73
AD01187	1.00	0.53	0.24	0.15	0.13	0.10	0.00	0.00	0.01	0.01	0.08	0.06	0.56	0.47
AD01190	1.00	0.77	0.26	0.20	0.14	0.11	0.00	0.00	0.00	0.00	0.00	0.00	0.02	0.01
AD01193	1.00	0.99	0.25	0.26	0.15	0.17	0.01	0.01	0.00	0.00	0.01	0.01	0.02	0.01
AD01196	1.00	0.59	0.24	0.13	0.14	0.08	0.00	0.00	0.00	0.00	0.01	0.01	0.04	0.03
AD01199	1.00	0.52	0.23	0.15	0.13	0.10	0.00	0.00	0.00	0.00	0.01	0.00	0.04	0.02
AD01202	1.00	0.93	0.25	0.24	0.17	0.16	0.14	0.12	0.56	0.55	0.78	0.66	2.09	2.00

TABLE 10

Serum SEAP protein levels in SEAP-LPA HTV mice following administration of 2 mg/kg chol-RNAi agents with 2 mg/kg MLP delivery peptide. SEAP levels were normalized to day -1 and saline control.																
Treatment	Day -4		Day 4		Day 9		Day 15		Day 22		Day 29		Day 36		Day 43	
	Ave.	SD	Ave.	SD	Ave.	SD	Ave.	SD	Ave.	SD	Ave.	SD	Ave.	SD	Ave.	SD
Saline	1.00	0.00	1.00	0.72	1.00	0.72	1.00	0.71	1.00	0.43	1.00	0.79	1.00	0.48	1.00	0.54
AD01196	1.00	0.00	0.22	0.08	0.05	0.05	0.02	0.01	0.13	0.04	0.36	0.12	0.69	0.08	1.39	0.91
AD01199	1.00	0.00	0.27	0.28	0.07	0.06	0.17	0.17	0.59	0.51	0.74	0.74	0.83	0.82	1.01	0.58
AD01205	1.00	0.00	0.21	0.13	0.31	0.23	0.45	0.21	1.33	0.68	1.11	0.82	1.55	1.30	1.79	1.09
AD01208	1.00	0.00	0.43	0.20	0.35	0.15	0.68	0.19	1.45	0.44	1.32	0.26	1.39	0.52	0.99	0.12
AD01211	1.00	0.00	0.38	0.14	0.53	0.20	0.94	0.38	1.96	0.93	1.05	0.27	1.44	0.38	0.93	0.28
AD01184	1.00	0.00	0.26	0.07	0.20	0.05	0.61	0.17	1.28	0.14	1.21	0.51	1.39	0.80	ND	ND
AD01187	1.00	0.00	0.37	0.18	0.09	0.07	0.18	0.17	0.86	0.84	0.77	0.33	1.80	0.36	ND	ND
AD01190	1.00	0.00	0.26	0.08	0.17	0.07	0.36	0.13	1.16	0.37	1.39	0.69	1.96	1.64	ND	ND
AD01193	1.00	0.00	0.39	0.27	0.22	0.33	0.32	0.37	0.67	0.58	0.84	0.46	1.27	0.23	ND	ND

TABLE 11

Serum apo(a) protein levels in apo(a) Tg mice following administration of 2 mg/kg cholesterol-conjugated LPA RNAi agent with 2 mg/kg MLP delivery polymer. Apo(a) levels were normalized to day -1 and saline control.											
Treatment	Day -1		Day 4		Day 8		Day 15		Day 22		
	Ave	SD	Ave	SD	Ave	SD	Ave	SD	Ave	SD	
Saline	1.00	0.00	1.00	0.06	1.00	0.27	1.00	0.06	1.00	0.17	
AD01196	1.00	0.00	0.00	0.00	0.00	0.00	0.01	0.00	0.15	0.08	

TABLE 11-continued

Serum apo(a) protein levels in apo(a) Tg mice following administration of 2 mg/kg cholesterol-conjugated LPA RNAi agent with 2 mg/kg MLP delivery polymer. Apo(a) levels were normalized to day -1 and saline control.

	Day 29		Day 36		Day 43		Day 50	
	Ave	SD	Ave	SD	Ave	SD	Ave	SD
Saline	1.00	0.12	1.00	0.04	1.00	0.26	1.00	0.24
AD01196	0.40	0.23	0.74	0.61	0.75	0.67	0.77	0.52

**Example 9. Apolipoprotein (a) (Apo(a)) Knockdown in Non-Human Primates Following LPA RNAi Agent Delivery by MLP Delivery Polymer**

**[0154]** MLP delivery polymer and LPA RNAi agent were made and combined in a pharmaceutically acceptable buffer as described above. On day 1, two cynomolgus macaque (*Macaca fascicularis*) primates (both male, 5.0 kg and 8.15 kg, respectively) were injected with 2 mg/kg AD01196+2 mg/kg MLP delivery polymer. For each injection, the LPA RNAi agent+MLP delivery polymer (2 ml/kg) was injected into the saphenous vein using a 22 to 25 gauge intravenous catheter. At the indicated time points (indicated in Table 12), blood samples were drawn and analyzed for apo(a) levels,

lipid levels and toxicity markers. Blood was collected from the femoral vein and primates were fasted overnight before all blood collections. Blood tests for blood urea nitrogen (BUN), alanine transaminase (ALT), aspartate aminotransferase (AST), creatinine, total cholesterol (TC) and triglycerides (TG) were performed on an automated chemistry analyzer at Meriter laboratories. Blood tests for Lipoprotein (a) (Lp(a)) and Low density lipoprotein (LDL) were measured on an automated chemistry analyzer. Serum apo(a) levels were measured by ELISA. Significant knockdown of apo(a) was observed with an average maximum knockdown of 94.5% observed at day 22. Average maximum knockdown of Lp(a) was 91.5% observed at day 15 (FIG. 3). No dose-related toxicity was observed in treated animals.

TABLE 12

Serum apo(a) protein, Lipoprotein(a) (mg/dL), Low density Lipoprotein (LDL), Total cholesterol, and triglyceride levels in cynomolgus macaque (*Macaca fascicularis*) primates following administration of 2 mg/kg AD01196 with 2 mg/kg MLP delivery polymer. Apo(a) levels were normalized to predose.

day	Serum apo(a) protein levels		Lipoprotein(a) levels (mg/dL)		Low Density Lipoprotein calculated (mg/dL)		Total Cholesterol (mg/dL)		Triglycerides (mg/dL)	
	animal 1	animal 2	animal 1	animal 2	animal 1	animal 2	animal 1	animal 2	animal 1	animal 2
	pre	1.00	1.00	77.1	126.7	48.4	84.7	95	149	41
3	0.47	0.55	46.0	65.0	53.6	83.5	93	143	33	28
8	0.12	0.15	9.3	16.5	53.4	75.9	101	147	36	30
15	0.10	0.10	5.0	7.3	49.8	60.9	106	136	79	34
22	0.05	0.06	7.9	10.3	47.5	63.9	97	136	34	36
29	0.08	0.11	13.4	27.0	55.7	47.5	101	116	20	36
36	0.15	0.25	22.2	50.6	56.8	73.1	—	—	—	—
43	0.19	0.23	31.4	45.5	53.8	55.7	103	138	29	39
50	0.27	0.29	46.1	67.3	52.3	70.9	—	—	—	—
57	0.27	0.3	52.7	69.7	52.1	78.6	104	157	34	39
64	0.33	0.31	68.4	73.7	52.4	75.8	—	—	—	—
71	0.50	0.4	76.8	78.6	62.4	75.0	104	149	43	47
85	0.31	0.34	63.1	75.4	50.3	68.8	102	145	41	49
99	0.27	0.29	67.9	78.8	58.7	72.5	102	150	42	52
120	0.36	0.37	91.7	119.4	53.4	79.8	100	154	43	51

TABLE 13

Urea Nitrogen, Creatinine, Alanine transaminase, and Aspartate aminotransferase levels in cynomolgus macaque ( <i>Macaca fascicularis</i> ) primates following administration of 2 mg/kg AD01196 with 2 mg/kg MLP delivery polymer.								
	Blood Urea Nitrogen (mg/dL)		Creatinine (mg/dL)		Alanine transaminase (U/L)		Aspartate aminotransferase (U/L)	
day	animal 1	animal 2	animal 1	animal 2	animal 1	animal 2	animal 1	animal 2
predose	16	16	0.79	0.70	37	32	32	33
3	11	14	0.70	0.61	40	42	33	35
8	14	13	0.78	0.58	33	38	25	31
15	15	15	0.67	0.59	51	35	47	32
22	15	15	0.8	0.55	47	35	29	30
29	12	12	0.61	0.59	30	31	23	36
36	—	—	—	—	—	—	—	—
43	12	15	0.64	0.58	29	29	25	30
50	—	—	—	—	—	—	—	—
57	14	15	0.72	0.64	32	35	28	31
64	—	—	—	—	—	—	—	—
71	14	15	0.73	0.69	36	35	29	33
85	14	15	0.60	0.70	126	41	51	40
99	15	18	0.66	0.68	151	40	44	37
120	14	19	0.72	0.60	37	51	28	47

Example 10. In Vivo Screening of NAG-Conjugated LPA RNAi Agents and Time Course of Knockdown

[0155] NAG-conjugated LPA RNAi agents were administered to transiently transgenic mice as described above. Each mouse received either single intravenous (IV) dose of 2 mg/kg of LPA RNAi agent with 1 mg/kg of MLP delivery polymer, or a single subcutaneous (SC) dose of 10 mg/kg of

the NAG-conjugated LPA RNAi agent. SEAP protein levels in serum were monitored for up to 22 days. Knockdown levels and duration of response are shown in Tables 14-15. AD01529, AD01532 and AD01533 showed >85% knockdown of SEAP levels following IV administration with MLP deliver polymer, and >60% maximum knockdown of SEAP levels following SC administration of the NAG-conjugated LPA RNAi agent alone.

TABLE 14

Serum SEAP protein levels in SEAP-LPA HTV mice following SC administration of 10 mg/kg NAG-conjugated LPA RNAi agents. SEAP levels were normalized to day -1 and saline control.										
	Day -1		Day 4		Day 8		Day 15		Day 22	
Treatment	Ave	SD	Ave	SD	Ave	SD	Ave	SD	Ave	SD
Saline	1.00	0.00	1.00	0.14	1.00	0.14	1.00	0.66	1.00	0.27
AD01529	1.00	0.00	0.45	0.07	0.36	0.03	0.60	0.08	0.90	0.37
AD01530	1.00	0.00	0.46	0.15	0.43	0.10	0.79	0.26	0.79	0.32
AD01531	1.00	0.00	0.64	0.13	0.62	0.06	0.99	0.28	1.17	0.29
AD01532	1.00	0.00	0.41	0.12	0.37	0.11	0.99	0.34	1.33	0.11
AD01533	1.00	0.00	0.40	0.03	0.22	0.08	0.37	0.15	0.63	0.13
AD01534	1.00	0.00	0.65	0.19	0.44	0.19	0.74	0.30	1.17	0.55

TABLE 15

Serum SEAP protein levels in SEAP-LPA HTV mice following IV administration of 1 mg/kg NAG-conjugated LPA RNAi agents + 2 mg/kg MLP delivery polymer. SEAP levels were normalized to day -1 and saline control.										
	Day -1		Day 4		Day 8		Day 15		Day 22	
Treatment	Ave	SD	Ave	SD	Ave	SD	Ave	SD	Ave	SD
Saline	1.00	0.00	1.00	0.33	1.00	0.46	1.00	0.21	1.00	0.39
F7 Control	1.00	0.00	0.61	0.05	0.71	0.45	1.25	0.44	1.05	0.49
AD01529	1.00	0.00	0.25	0.04	0.15	0.08	0.47	0.24	0.81	0.40
AD01530	1.00	0.00	0.26	0.06	0.28	0.19	0.78	0.60	1.06	0.63
AD01531	1.00	0.00	0.22	0.07	0.26	0.06	0.72	0.21	1.04	0.12
AD01532	1.00	0.00	0.18	0.05	0.06	0.03	0.13	0.08	0.29	0.18

TABLE 15-continued

Serum SEAP protein levels in SEAP-LPA HTV mice following IV administration of 1 mg/kg NAG-conjugated LPA RNAi agents + 2 mg/kg MLP delivery polymer. SEAP levels were normalized to day -1 and saline control.										
Treatment	Day -1		Day 4		Day 8		Day 15		Day 22	
	Ave	SD	Ave	SD	Ave	SD	Ave	SD	Ave	SD
AD01533	1.00	0.00	0.21	0.04	0.13	0.06	0.32	0.15	0.67	0.28
AD01534	1.00	0.00	0.17	0.04	0.22	0.06	0.66	0.24	0.94	0.24

**Example 11. In Vivo Screening of Modified NAG-Conjugated LPA RNAi Agents and Time Course of Knockdown**

**[0156]** The indicated NAG-conjugated LPA RNAi agents were administered to SEAP-LPA HTV mice as described above. Each mouse received a single subcutaneous (SC) dose of 10 mg/kg of the NAG-conjugated LPA RNAi agent. SEAP protein levels in serum were monitored for up to 22 days. Knockdown levels and duration of response are shown in Tables 16-17. AD01765 and AD01768 showed 89% knockdown activity.

**Example 12. In Vivo Testing of NAG-Conjugated LPA RNAi Agents in Apo(a) Tg Mice**

**[0157]** NAG-conjugated LPA RNAi agents were administered to apo(a) Tg mice as described above. Each mouse received a single subcutaneous (SC) dose of either 10 mg/kg of LPA RNAi agent or saline. Human apo(a) (apo(a)) levels in serum were monitored for up to days (Table 18). AD01765 showed the largest knockdown of apo(a) levels at day 8 with 96% knockdown, and >74% knockdown observed 3 weeks after dosing.

TABLE 16

Serum SEAP protein levels in SEAP-LPA HTV mice following SC administration of 10 mg/kg NAG-conjugated LPA RNAi agent. SEAP levels were normalized to day -1 and saline control.										
Treatment	Day -1		Day 3		Day 8		Day 15		Day 22	
	Ave	SD	Ave	SD	Ave	SD	Ave	SD	Ave	SD
Saline	1.00	0.00	1.00	0.16	1.00	0.16	1.00	0.28	1.00	0.24
AD01533	1.00	0.00	0.41	0.08	0.22	0.02	0.47	0.20	0.66	0.29
AD01772	1.00	0.00	0.46	0.13	0.18	0.00	0.34	0.09	0.61	0.14
AD01773	1.00	0.00	0.47	0.08	0.20	0.08	0.45	0.15	0.83	0.12
AD01774	1.00	0.00	0.49	0.09	0.18	0.03	0.44	0.13	0.68	0.08
AD01780	1.00	0.00	0.52	0.13	0.25	0.09	0.44	0.26	0.65	0.37

TABLE 17

Serum SEAP protein levels in SEAP-LPA HTV mice following SC administration of 10 mg/kg NAG-conjugated LPA RNAi agent. SEAP levels were normalized to day -1 and saline control.										
Treatment	Day -1		Day 3		Day 8		Day 15		Day 22	
	Ave	SD	Ave	SD	Ave	SD	Ave	SD	Ave	SD
Saline	1.00	0.00	1.00	0.27	1.00	0.73	1.00	0.87	1.00	0.80
AD01532	1.00	0.00	0.42	0.19	0.35	0.21	0.85	0.25	1.27	0.57
AD01765	1.00	0.00	0.35	0.02	0.11	0.08	0.25	0.14	0.47	0.19
AD01766	1.00	0.00	0.52	0.10	0.36	0.09	1.05	0.13	1.15	0.08
AD01767	1.00	0.00	0.49	0.03	0.44	0.05	1.43	0.23	1.33	0.71
AD01768	1.00	0.00	0.34	0.15	0.11	0.07	0.39	0.13	0.76	0.19
AD01769	1.00	0.00	0.54	0.17	0.46	0.14	1.32	0.12	1.38	0.37
AD01770	1.00	0.00	0.41	0.07	0.20	0.10	0.80	0.52	1.04	0.67

TABLE 18

Serum apo(a) protein levels in apo(a) Tg mice following SC administration of 10 mg/kg NAG-conjugated LPA RNAi agent. Apo(a) levels were normalized to day -1 and saline control.										
Treatment	Day -1		Day 4		Day 8		Day 15		Day 22	
	Ave	SD	Ave	SD	Ave	SD	Ave	SD	Ave	SD
Saline	1.00	0.00	1.00	0.10	1.00	0.16	1.00	0.42	1.00	0.21
AD01532	1.00	0.00	0.12	0.05	0.22	0.08	0.76	0.30	0.56	0.28
AD01765	1.00	0.00	0.09	0.03	0.04	0.02	0.14	0.02	0.26	0.04
AD01768	1.00	0.00	0.11	0.05	0.09	0.05	0.26	0.12	0.38	0.08

#### Example 13. In Vivo Testing of NAG-Conjugated LPA RNAi Agents in LPA Mc HTV Mice

**[0158]** Indicated NAG-conjugated LPA RNAi agents were administered to LPA mc HTV mice as described above. Each mouse received a single subcutaneous (SC) dose of either 10 mg/kg of LPA RNAi agent or saline. Human apo(a) (apo(a)) levels in serum were analyzed at day 4 (Table 19). AD02001, AD01765 and AD01768 showed >90% knockdown at day 4.

TABLE 19

Serum apo(a) protein levels in LPA mc HTV mice following SC administration of 10 mg/kg NAG-conjugated LPA RNAi agent. Apo(a) levels were normalized to day -1 and saline control.				
Treatment	Prebleed		Day 4	
	Ave	SD	Ave	SD
saline	1.00	0.00	1.00	0.12
AD01765	1.00	0.00	0.05	0.02
AD01768	1.00	0.00	0.07	0.01
AD01804	1.00	0.00	0.68	0.16
AD02001	1.00	0.00	0.06	0.03

#### Example 14. Apolipoprotein (a) (Apo(a)) Knockdown in Non-Human Primates Following LPA RNAi Agent Delivery by MLP Delivery Polymer

**[0159]** MLP delivery polymer and LPA RNAi agent were made and combined in a pharmaceutically acceptable buffer. On day 1 and day 71, two cynomolgus macaque (*Macaca fascicularis*) primates were injected with either 4 mg/kg AD01196+4 mg/kg MLP delivery polymer or 6 mg/kg AD01196+6 mg/kg MLP delivery polymer. For each injection, the LPA RNAi agent+MLP delivery polymer was injected into the saphenous vein using a 22 to 25 gauge intravenous catheter. At the indicated time points (FIG. 4), blood samples were drawn and analyzed for apo(a) levels, lipid levels and toxicity markers as previously described. Significant knockdown of apo(a) was observed after the first dose with an average maximum knockdown of 96% for 4 mg/kg dose on day 15, and 96% for 6 mg/kg dose observed at day 15. Average maximum knockdown of Lp(a) after the first dose was 98.5% for 4 mg/kg dose on day 29, and 98.5% for 6 mg/kg dose on day 22. No dose-related toxicity was observed in treated animals.

#### Example 15. In Vivo Testing of NAG-Conjugated LPA RNAi Agents in Lp(a) Tg Mice-Dose Response

**[0160]** NAG-conjugated LPA RNAi agents were administered to Lp(a) Tg mice as described above. Each mouse

received a single subcutaneous (SC) dose of either LPA RNAi agent at 0.5 mg/kg or 2 mg/kg dose levels or saline. Lp(a) levels in serum were monitored up to day 43 (FIG. 1, FIG. 2). All LPA RNAi agents showed dose-response with the higher doses showing greater knockdown with nadir between days 15 and 22.

#### Example 16. Apolipoprotein (a) (Apo(a)) Knockdown in Non-Human Primates Following Apo(a) Specific LPA RNAi Agent Molecule Delivery

**[0161]** LPA RNAi agent was prepared in a pharmaceutically acceptable buffer as described herein for subcutaneous (SC) injection. On days 1, 7, and 15, two cynomolgus macaque (*Macaca fascicularis*) primates were injected subcutaneously with 3 mg/kg of AD02713, AD02819, AD02820, or AD02821. In addition, AD02819-treated monkeys were dosed again with 3 mg/kg of AD02819 on day 57 and day 85. Blood samples were drawn and analyzed for apo(a) levels, lipid levels and toxicity markers as previously described. Significant knockdown of Lp(a) was observed with an average maximum knockdown of 89% observed at day 43 for AD02713, 87% observed on day 36 for AD02819, 79% observed on day 36 for AD02820, and 95% observed on day 29 for AD02821 (FIG. 5). No dose-related toxicity was observed in treated animals over the time of the experiment.

#### Example 17. Apolipoprotein (a) (Apo(a)) Knockdown in Non-Human Primates Following LPA RNAi Agent Delivery

**[0162]** LPA RNAi agent was prepared in a pharmaceutically acceptable buffer as described herein for subcutaneous (SC) injection. On day 1, two cynomolgus macaque (*Macaca fascicularis*) primates were injected subcutaneously with 3 mg/kg of AD03272, AD03462, AD03549, AD03547, AD03668, AD03460, or AD03536. In addition, AD03460 and AD03536-treated monkeys were dosed again with 1 mg/kg of the respective LPA RNAi agent on day 48. Blood samples were drawn and analyzed for apo(a) levels, lipid levels and toxicity markers as previously described. Significant knockdown of Lp(a) was observed with an average maximum knockdown of 62% for AD03272 on day 15, 28% for AD03462 on day 15, 47% for AD03549 on day 29, 44% for AD03547 on day 15, 53% for AD03668 on day 22, 79% for AD03460 on day 29, and 71% for AD03536 on day 22 (FIG. 6). No dose-related toxicity was observed in treated animals over the time of the experiment.

Example 18. Apolipoprotein (a) (Apo(a))  
Knockdown in Primate Following Apo(a) Specific  
LPA RNAi Agent Molecule Delivery

[0163] LPA RNAi agent was made and combined in a pharmaceutically acceptable buffer as described above for subcutaneous (SQ) injection. On day 1, cynomolgus macaque (*Macaca fascicularis*) primates were injected with subcutaneously with saline or 2 mg/kg of AD03460, AD03536, AD03851, AD03853, or AD04110. Blood samples were drawn and analyzed for apo(a) levels, lipid levels and toxicity markers on days 8 and 15 as previously described. Lp(a) levels were normalized to average of three predose values.

TABLE 20

Lipoprotein(a) levels in cynomolgus macaque primates following administration of either saline or 2 mg/kg AD03460, AD03536, AD03851, AD03853 or AD04110.		
	Normalized Lp(a) Day 8	Normalized Lp(a) Day 8
Saline	1.01 ± 0.06	1.15 ± 0.07
AD03460	0.68 ± 0.12	0.40 ± 0.13
AD03536	0.54 ± 0.07	0.21 ± 0.06
AD03581	0.41 ± 0.08	0.18 ± 0.08
AD03583	0.50 ± 0.23	0.27 ± 0.17
AD04110	0.59 ± 0.13	0.43 ± 0.10

## SEQUENCE LISTING

The patent application contains a lengthy "Sequence Listing" section. A copy of the "Sequence Listing" is available in electronic form from the USPTO web site (<http://seqdata.uspto.gov/?pageRequest=docDetail&DocID=US20200263179A1>). An electronic copy of the "Sequence Listing" will also be available from the USPTO upon request and payment of the fee set forth in 37 CFR 1.19(b)(3).

1. An LPA RNA interference (RNAi) agent comprising a sense strand and an antisense strand, wherein said antisense strand comprises the nucleotide sequence of

- a) nucleotides 2-19 of any of SEQ ID NOs: 1-108, or
- b) any of the antisense strands of Table 1 or Table 2A.

2. The LPA RNAi agent of claim 1, wherein the sense strand comprises the nucleotide sequence of

- a) nucleotides 1-19 of any of SEQ ID NOs: 190-268, or
- b) any of the sense strands of Table 1 or Table 2B.

3. The LPA RNAi agent of claim 1, wherein the antisense strand comprises the nucleotide sequence of any of SEQ ID NO:1246, SEQ ID NO:1242, SEQ ID NO:1244, SEQ ID NO:1248, SEQ ID NO:1250, SEQ ID NO:1252, or SEQ ID NO:1254, SEQ ID NO:1280, SEQ ID NO:1281, SEQ ID NO:1282, OR SEQ ID NO:1283.

4. The LPA RNAi agent of claim 3, wherein:

- a) the antisense strand comprises the nucleotide sequence of SEQ ID NO:1246 and the sense strand comprises the nucleotide sequence of SEQ ID NO:1247;
- b) the antisense strand comprises the nucleotide sequence of SEQ ID NO:1242 and the sense strand comprises the nucleotide sequence of SEQ ID NO:1243;
- c) the antisense strand comprises the nucleotide sequence of SEQ ID NO:1244 and the sense strand comprises the nucleotide sequence of SEQ ID NO:1245;
- d) the antisense strand comprises the nucleotide sequence of SEQ ID NO:1248 and the sense strand comprises the nucleotide sequence of SEQ ID NO:1249;
- e) the antisense strand comprises the nucleotide sequence of SEQ ID NO:1250 and the sense strand comprises the nucleotide sequence of SEQ ID NO:1251;
- f) the antisense strand comprises the nucleotide sequence of SEQ ID NO:1252 and the sense strand comprises the nucleotide sequence of SEQ ID NO:1253; or

g) the antisense strand comprises the nucleotide sequence of SEQ ID NO:1254 and the sense strand comprises the nucleotide sequence of SEQ ID NO:1255; or

h) the antisense strand comprises the nucleotide sequence of SEQ ID NO:1280 and the sense strand comprises the nucleotide sequence of SEQ ID NO:1260; OR

i) the antisense strand comprises the nucleotide sequence of SEQ ID NO:1281 and the sense strand comprises the nucleotide sequence of SEQ ID NO:1258; or

j) the antisense strand comprises the nucleotide sequence of SEQ ID NO:1280 and the sense strand comprises the nucleotide sequence of SEQ ID NO:1284; or

k) the antisense strand comprises the nucleotide sequence of SEQ ID NO:1281 and the sense strand comprises the nucleotide sequence of SEQ ID NO:1285; or

l) the antisense strand comprises the nucleotide sequence of SEQ ID NO:1282 and the sense strand comprises the nucleotide sequence of SEQ ID NO:1259; or

m) the antisense strand comprises the nucleotide sequence of SEQ ID NO:1283 and the sense strand comprises the nucleotide sequence of SEQ ID NO:1249.

5. The LPA RNAi agent of claim 1, wherein the sense strand and/or the antisense strand further comprises a 3' and/or 5' extension of 1-6 nucleotides in length.

6. The LPA RNAi agent of claim 1 wherein the antisense strand comprises a nucleotide sequence of any of SEQ ID NO:156, SEQ ID NO:164, or SEQ ID NO:188.

7. The LPA RNAi agent of claim 6, wherein:

- a) the antisense strand comprises a nucleotide sequence of SEQ ID NO:156. and the sense strand comprises a nucleotide sequence of SEQ ID NO:310,
- b) the antisense strand comprises a nucleotide sequence of SEQ ID NO:164. and the sense strand comprises a nucleotide sequence of SEQ ID NO:357, or

- c) the antisense strand comprises a nucleotide sequence of SEQ ID NO:188 and the sense strand comprises a nucleotide sequence of SEQ ID NO:384,
- d) the antisense strand comprises a nucleotide sequence of SEQ ID NO:164 and the sense strand comprises a nucleotide sequence of SEQ ID NO:376, or
- e) the antisense strand comprises a nucleotide sequence of SEQ ID NO:164 and the sense strand comprises a nucleotide sequence of SEQ ID NO:384.
- 8.** The LPA RNAi agent of claim **1**, wherein the sense strand and/or antisense strand independently comprises one or more modified nucleotides.
- 9.** The LPA RNAi agent of claim **8**, wherein the one or more modified nucleotides are independently selected from the group consisting of: 2'-O-methyl modified nucleotide, nucleotide comprising a 5'-phosphorothioate group, 2'-deoxy-2'-fluoro modified nucleotide, 2'-deoxy-modified nucleotide, locked nucleotide, abasic nucleotide, deoxythymidine, inverted deoxythymidine, 2'-amino-modified nucleotide, 2'-alkyl-modified nucleotide, morpholino nucleotide, and non-natural base comprising nucleotide.
- 10.** The LPA RNAi agent of claim **1**, wherein the LPA RNAi agent comprises one or more phosphorothioate internucleoside linkages.
- 11.** The LPA RNAi agent of claim **1**, wherein the LPA RNAi agent further comprises a targeting group.
- 12.** The LPA RNAi agent of claim **11**, wherein the targeting group comprises an asialoglycoprotein receptor ligand.
- 13.** The LPA RNAi agent of claim **12**, wherein the asialoglycoprotein receptor ligand comprises a galactose cluster.
- 14.** The LPA RNAi agent of claim **13**, wherein the galactose cluster is selected from the group consisting of: (C11-PEG5-NAG5), (C11-PEG5-NAG5), (C6-PEG<sub>4</sub>-NAG3), (NAG 3), (NAG4), (NAG3-AA2), (NAG5-Palm), (NAG13), (NAG18), (NAG24), (NAG25), (NAG25)s, (NAG26), (NAG27), (NAG28), (NAG29), (NAG30), (NAG30)s, (NAG31), (NAG13), (NAG31s), (NAG32), (NAG33), (NAG34), (NAG35), (NAG36), and (NAG37).
- 15.** The LPA RNAi agent of claim **11**, wherein the targeting group is conjugated to the sense strand.
- 16.** The LPA RNAi agent of claim **15**, wherein the targeting group is conjugated to the 5' end of the sense strand.
- 17.** The LPA RNAi agent of claim **15**, wherein the targeting group is conjugated to the 3' end of the sense strand.
- 18.** The LPA RNAi agent of claim **1**, wherein the LPA RNAi agent further comprises a linking group.
- 19.** The LPA RNAi agent of claim **1**, wherein the LPA RNAi agent comprises one or two overhangs.
- 20.** The LPA RNAi agent of claim **1**, wherein the LPA RNAi agent comprises one or two frayed ends.
- 21.** The LPA RNAi agent of claim **1**, wherein the LPA RNAi agent comprises one or two blunt ends.
- 22.** The LPA RNAi agent of claim **1**, wherein the LPA RNAi agent comprises any of the duplex sequences in Table 3A or Table 3B.
- 23.** The LPA RNAi agent of claim **22**, wherein the LPA RNAi agent comprises AD03460, AD03536, AD03581, AD03583, AD3847, or AD04110,
- 24.** Use of the LPA RNAi agent of claim **1**, for the manufacture of a medicament.
- 25.** The LPA RNAi agent of claim **1**, further comprising one or more additional therapeutics or treatments.
- 26.** The LPA RNAi agent claim **1**, further comprising a pharmaceutically acceptable excipient.
- 27.** The LPA RNAi agent of claim **1**, wherein said LPA RNAi agent is packaged in a kit, container, pack, dispenser, pre-filled syringes, or vials.
- 28.** A method for inhibiting LPA expression in a cell, tissue, or subject comprising:  
administering to said subject a therapeutically effective amount of an LPA RNAi agent of claim **1**.
- 29.** The method of claim **28**, wherein the composition is administered parenterally.
- 30.** The method of claim **28**, wherein the cell is a hepatocyte.
- 31.** An LPA RNA interference (RNAi) agent comprising a sense sequence and an antisense sequence, wherein said antisense sequence comprises a nucleotide sequence of nucleotides 1-17, 2-18, 1-19, 2-19, 1-21, 1-23, or 1-26 of any of the antisense sequences of Table 1 or Table 2A.

\* \* \* \* \*