


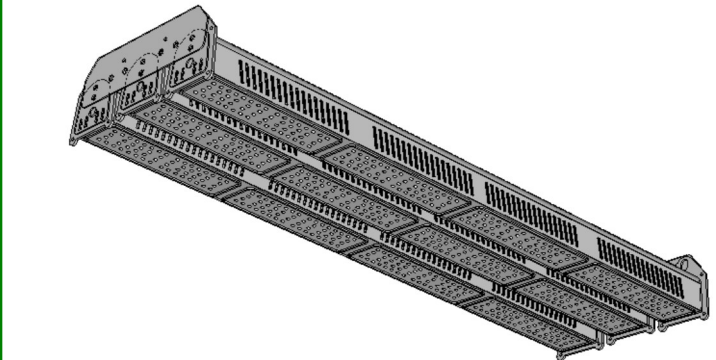
Tall Trees Harvester™

**Industrial Quality LED Grow Light
Built Specifically for High Value
Crops and Botanicals**



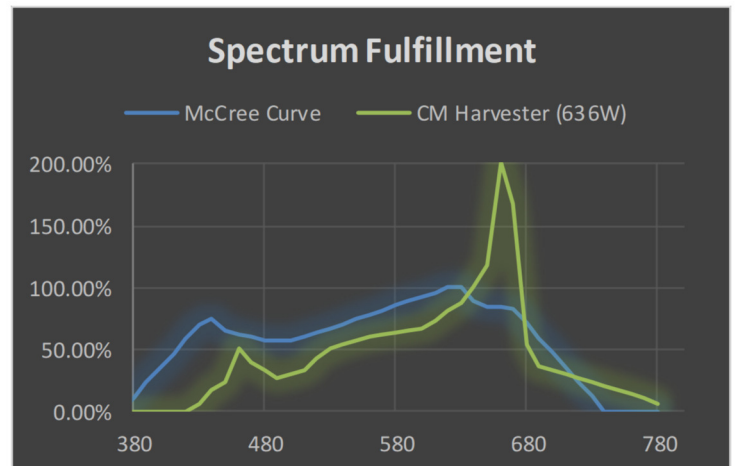
Single Module Detail

- Rugged Industrial Construction
- TRUE Full Spectrum Output
- Deep Penetration
- Self Protecting Power Supply
- Direct replacement for 1000W HPS
- Built to effectively service an industry-standard 4'x4' or 1mx1m area
- Dimmable Output
- Lifespan of 10+ Years
- Modular for quick upgrades, repairs



Configured for Greenhouse Use

Construction	6063 Aluminum, Stainless hardware, Optical Grade PMMA Lenses
Input Voltage	90-305VAC 50/60Hz
Power Consumption	636W / 220VAC@2.9A
LED and Power Supply Protection	Precision Constant Current Under/Over Voltage Under/Over Current
Output Frequencies (Agricultural Application)	True Full Spectrum with Supplemental LEDs for various Photo-Biological Functions
Peak Photon Delivery in μmol	1500 @ 12"
Max Temp	No Heat Increase 12" from Light Source
Weight	26lbs, with Hangers
Max Dimensions / Shipping Dimensions	43"x43"x8" / 10"x10"x43"
Expected Lifespan	60,000 Hrs
Flowering Coverage Area	16ft ²
Other	Warranty: 5 Years IP Rating: IP65



6201 Technology Dr
Suite 106
Frisco, TX 75033

(855) 99-TREES
(855) 998-7337

info@talltreesled.com

talltreesled.com